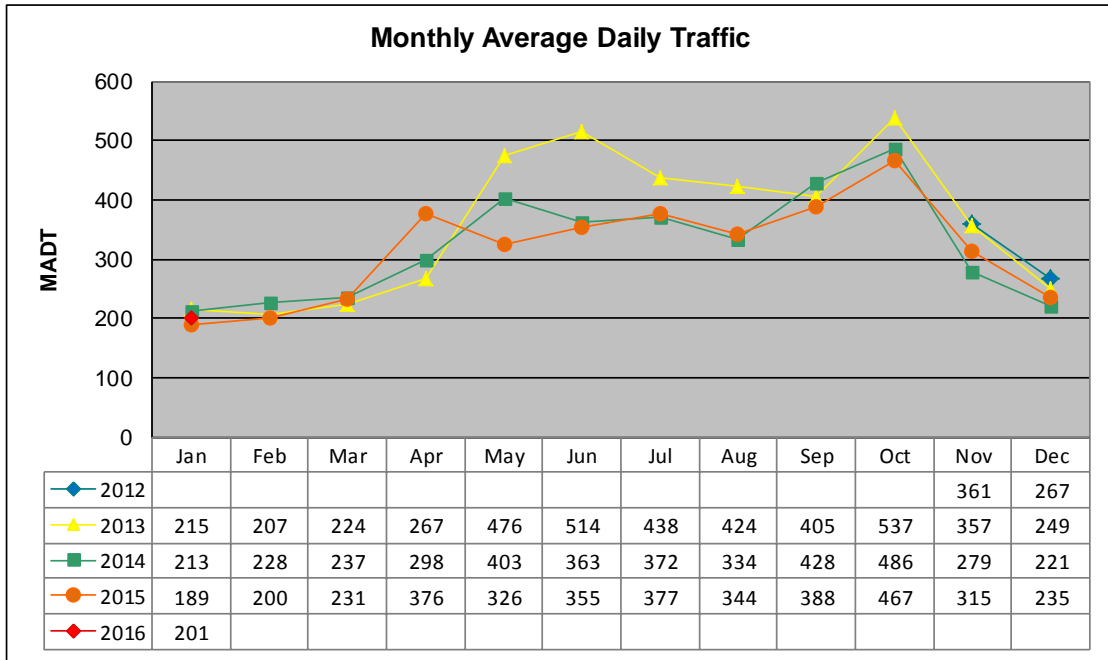


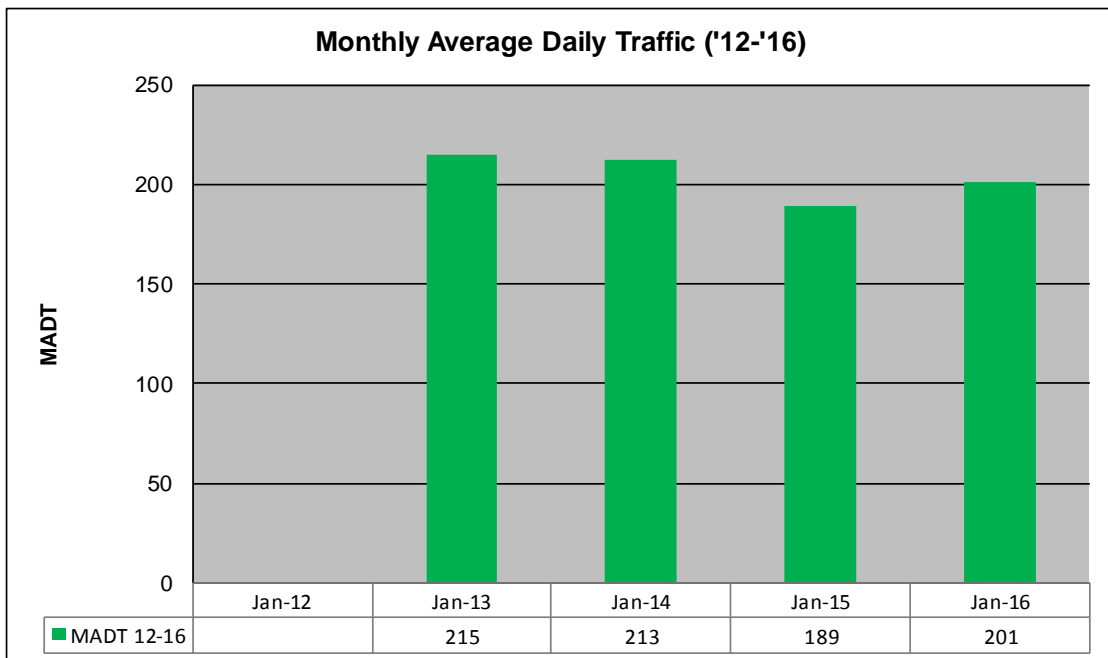
MONTHLY REPORT, STATION NO. 232 (ATR)

JANUARY 2016

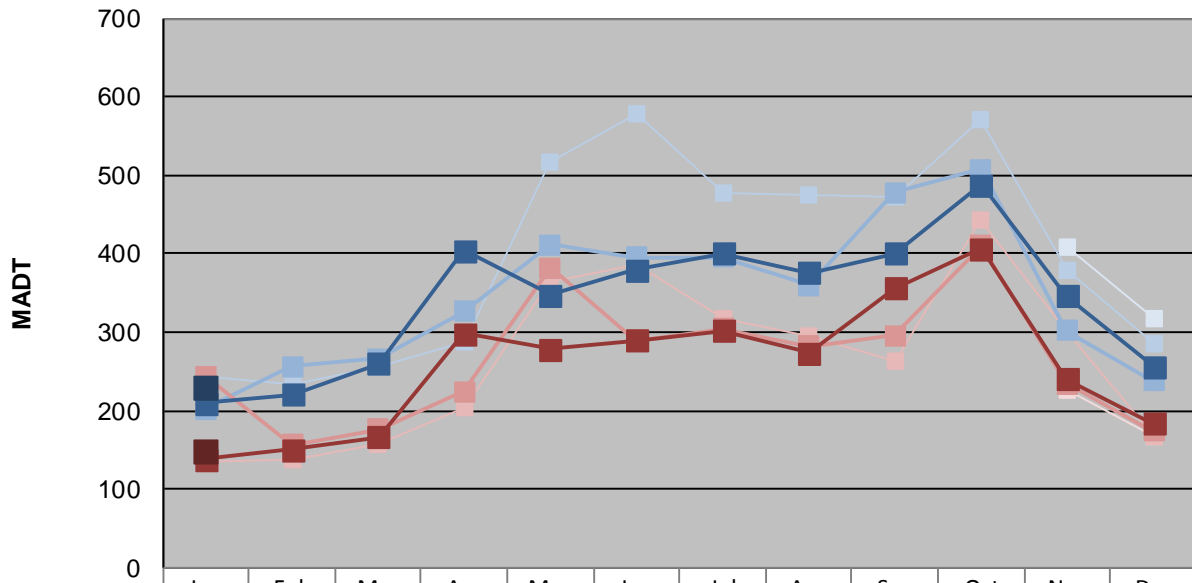
Station Measurement: VOLUME/SPEED/CLASS		
Route: CSAH 11	Route Direction: N/S	Lanes: 2
County: Grant	Closest City: Norcross	
Functional Class: Rural Major Collector		
Location: .6 MI S OF CSAH12, NE OF NORCROSS		
Ref Post: 007+00.750	True Mile: 7.75	Sequence No. 18370
Volume: 6,237		MADT: 201
Weekday (M-F) MADT: 228		Weekend (Sa-Su) MADT: 148



Note: Began collecting data November 2012



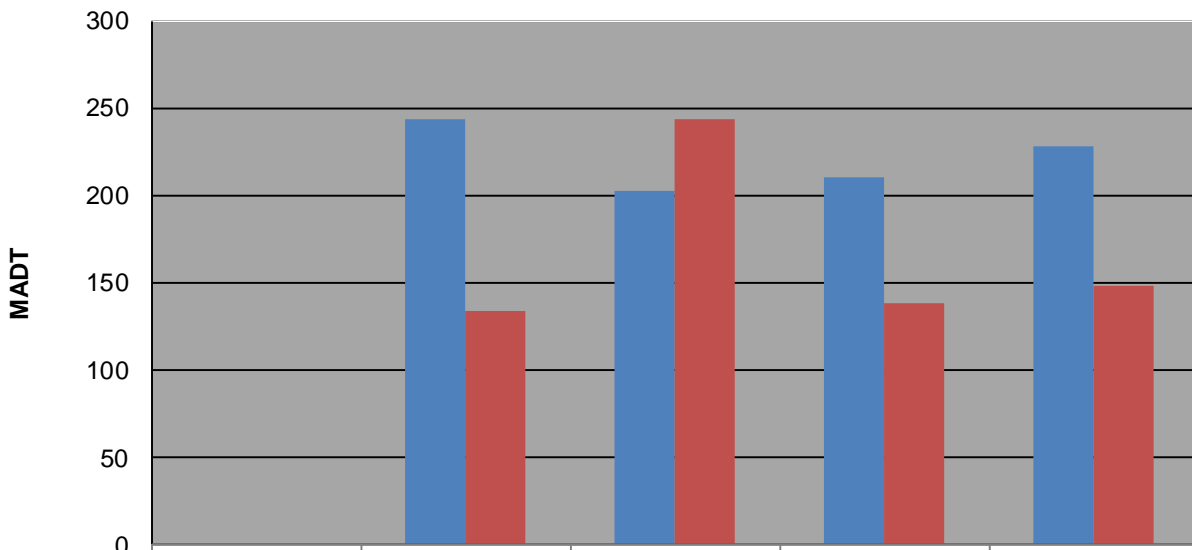
Weekday (WD)/Weekend (WE) Monthly Average Daily Traffic



	Jan	Feb	Mar	Apr	May	Jun	Jul	Aug	Sep	Oct	Nov	Dec
'12 WD											408	316
'12 WE											226	168
'13 WD	244	234	256	288	516	578	478	476	472	572	380	284
'13 WE	134	138	156	204	364	386	318	296	264	442	300	166
'14 WD	202	256	266	326	412	396	396	360	478	508	302	238
'14 WE	244	156	176	224	382	290	304	282	296	410	234	174
'15 WD	210	220	260	404	348	380	400	376	400	488	346	256
'15 WE	138	150	166	298	278	290	302	274	356	406	240	184
'16 WD	228											
'16 WE	148											

Note: 'Weekday' defined as Monday-Friday, 'Weekend' defined as Saturday-Sunday

Weekday/Weekend Monthly Average Daily Traffic ('12-'16)



	Jan-12	Jan-13	Jan-14	Jan-15	Jan-16
Weekday		244	202	210	228
Weekend		134	244	138	148