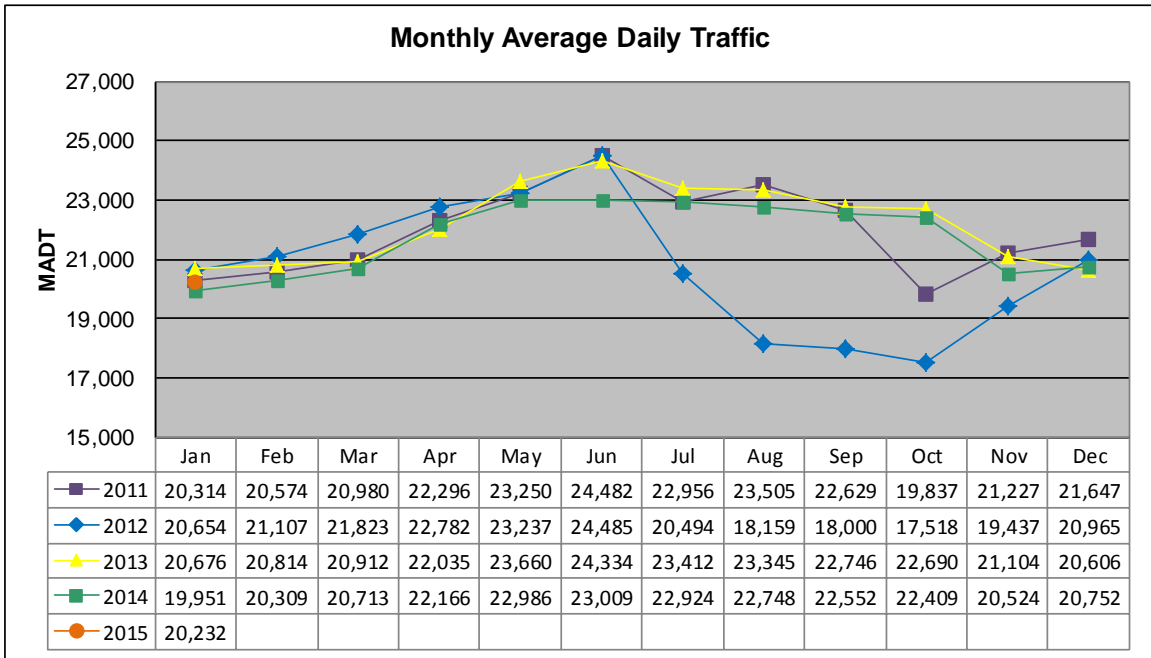


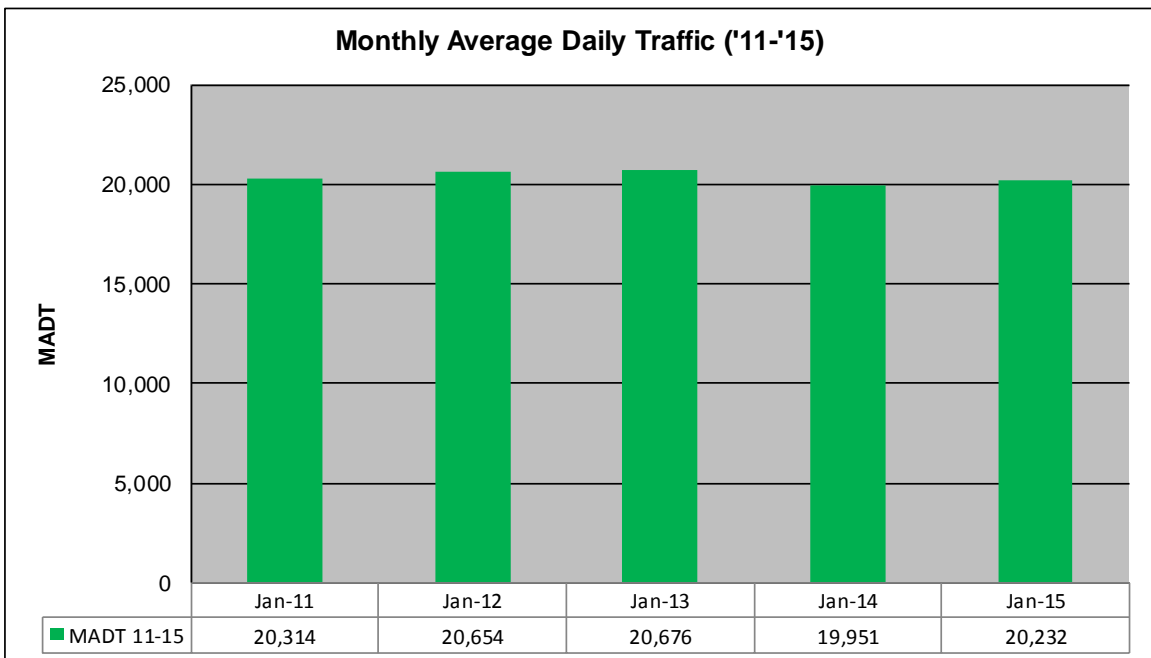
MONTHLY REPORT, STATION NO. 425 (ATR)

JANUARY 2015

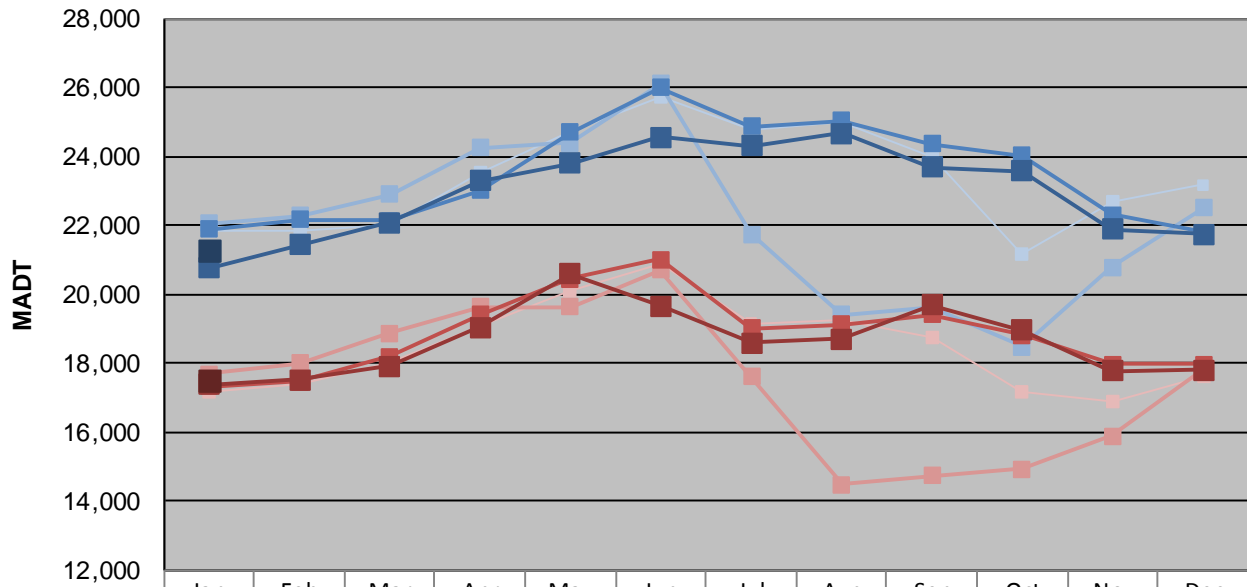
Station Measurement: VOLUME/SPEED/CLASS		
Route: CSAH 32	Route Direction: E/W	Lanes: 4
County: Dakota	Closest City: Eagan	
Functional Class: Urban Minor Arterial		
Location: W OF MSAS109 (JOHNNY CAKE RIDGE RD) IN EAGAN		
Ref Post: 004+00.840	True Mile: 4.84	Sequence No. 9896
Volume: 627,183		MADT: 20,232
Weekday (M-F) MADT: 21,250		Weekend (Sa-Su) MADT: 17,526



Note: Decrease in traffic October 2011 and July to November 2012 due to construction on I-35E



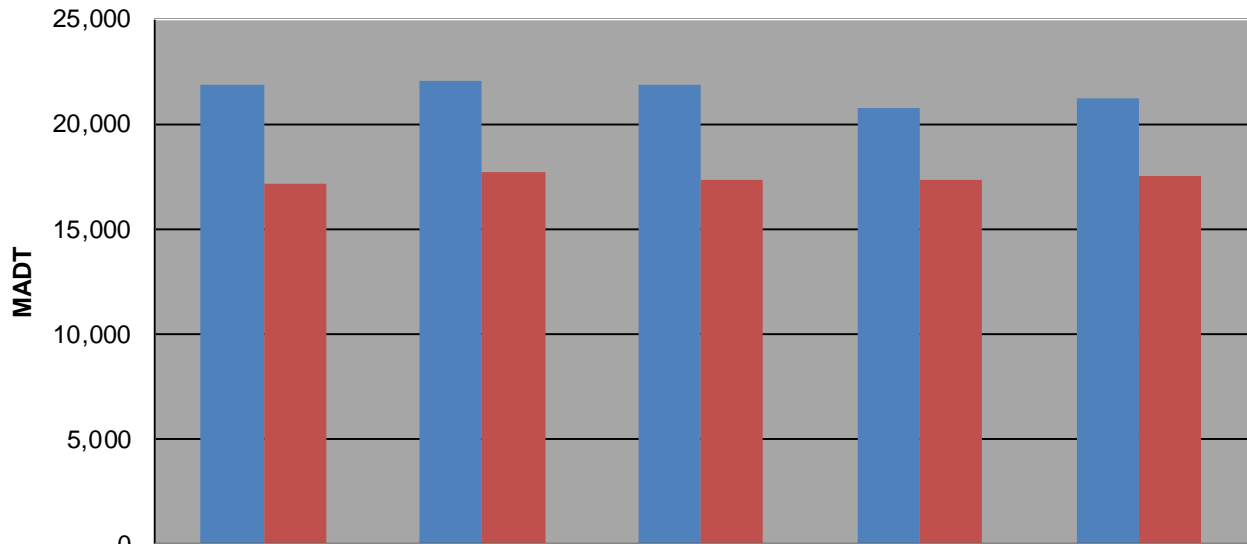
Weekday (WD)/Weekend (WE) Monthly Average Daily Traffic



	Jan	Feb	Mar	Apr	May	Jun	Jul	Aug	Sep	Oct	Nov	Dec
'11 WD	21,862	21,834	22,018	23,532	24,684	25,740	24,764	25,018	23,956	21,180	22,712	23,170
'11 WE	17,154	17,396	18,020	19,088	20,106	20,864	19,138	19,250	18,760	17,146	16,862	17,606
'12 WD	22,044	22,288	22,900	24,260	24,392	26,106	21,752	19,404	19,626	18,468	20,788	22,498
'12 WE	17,678	17,988	18,876	19,640	19,626	20,710	17,618	14,474	14,746	14,922	15,880	17,840
'13 WD	21,882	22,152	22,138	23,000	24,684	25,996	24,870	25,022	24,360	24,026	22,304	21,790
'13 WE	17,310	17,472	18,208	19,396	20,448	21,010	19,014	19,124	19,408	18,810	17,980	17,970
'14 WD	20,762	21,426	22,088	23,294	23,806	24,546	24,316	24,682	23,674	23,566	21,896	21,736
'14 WE	17,372	17,518	17,918	19,050	20,584	19,672	18,602	18,714	19,688	18,948	17,780	17,814
'15 WD	21,250											
'15 WE	17,526											

Note: 'Weekday' defined as Monday-Friday, 'Weekend' defined as Saturday-Sunday

Weekday/Weekend Monthly Average Daily Traffic ('11-'15)



	Jan-11	Jan-12	Jan-13	Jan-14	Jan-15
Weekday	21,862	22,044	21,882	20,762	21,250
Weekend	17,154	17,678	17,310	17,372	17,526