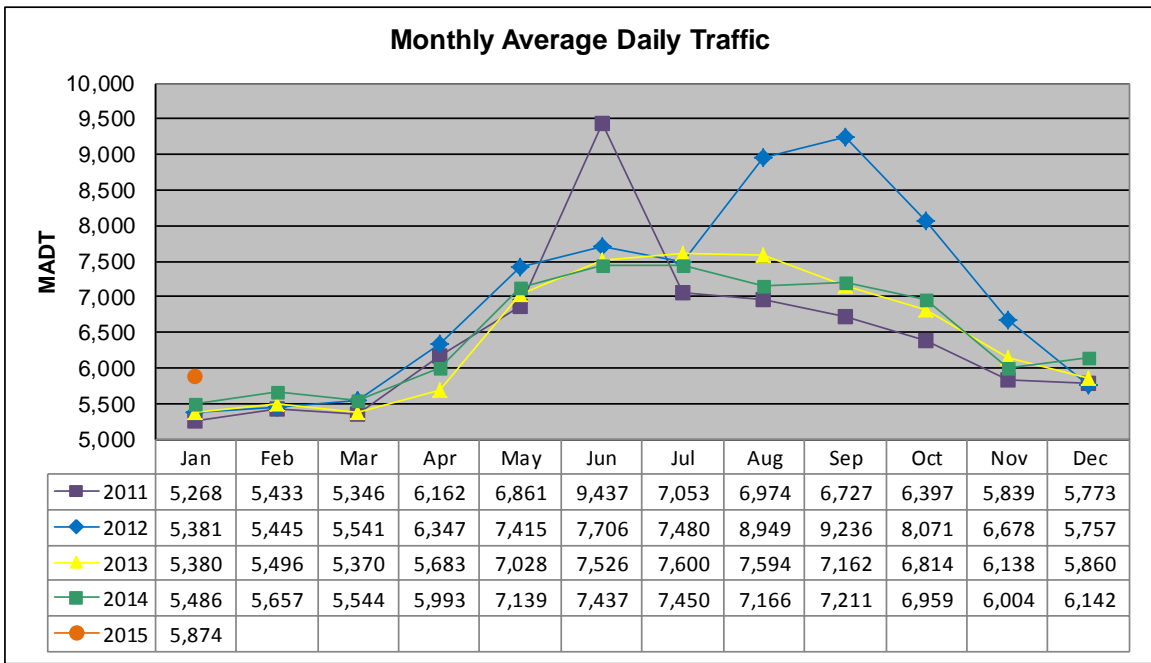


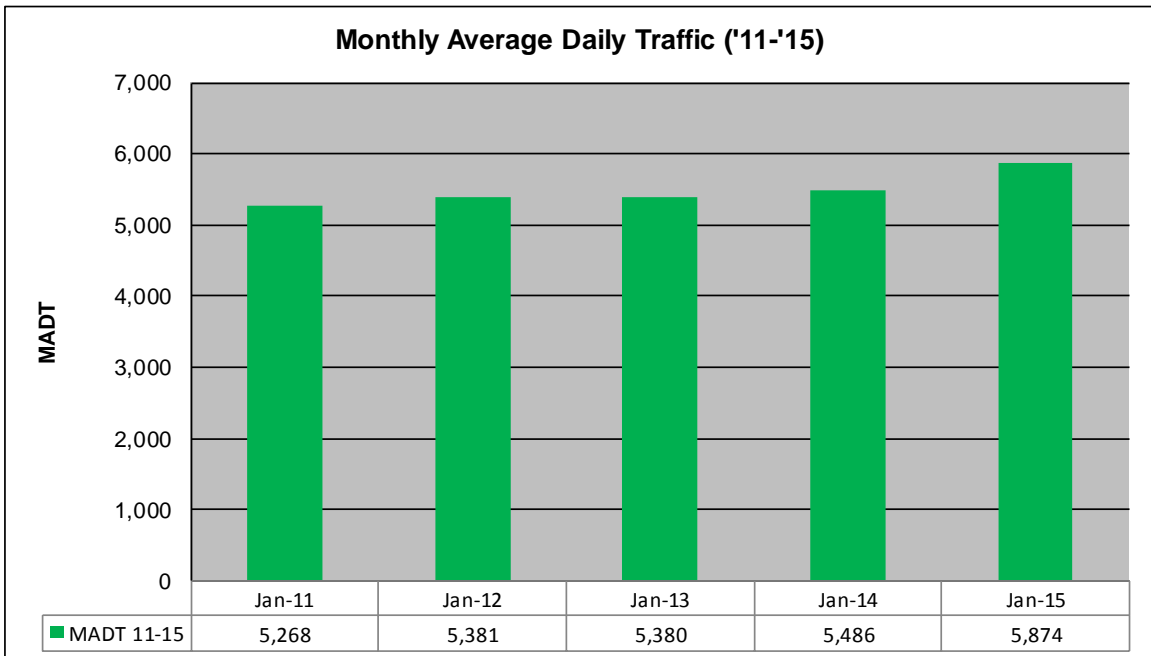
# MONTHLY REPORT, STATION NO. 386 (ATR)

## JANUARY 2015

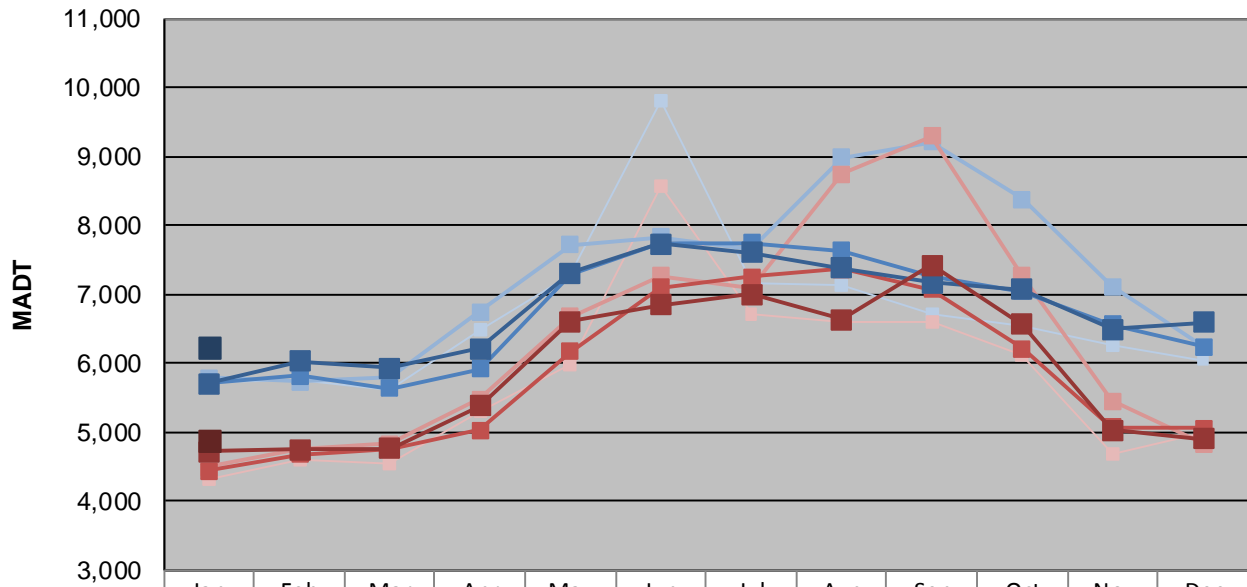
Station Measurement: VOLUME/SPEED/CLASS		
Route: TH 97	Route Direction: N/S	Lanes: 2
County: Washington		Closest City: Scandia
Functional Class: Rural Minor Arterial		
Location: E OF CSAH1 (LOFTON AVE N) IN SCANDIA		
Ref Post: 008+00.844	True Mile: 8.807	Sequence No. 9875
<b>Volume: 182,108</b>		<b>MADT: 5,874</b>
<b>Weekday (M-F) MADT: 6,244</b>		<b>Weekend (Sa-Su) MADT: 4,868</b>



Note: Decrease in traffic May 2010 due to construction on I-35... Increase in traffic June 2011 due to detours from TH 8 and I-35 and August to October 2012 due to detour from TH 8



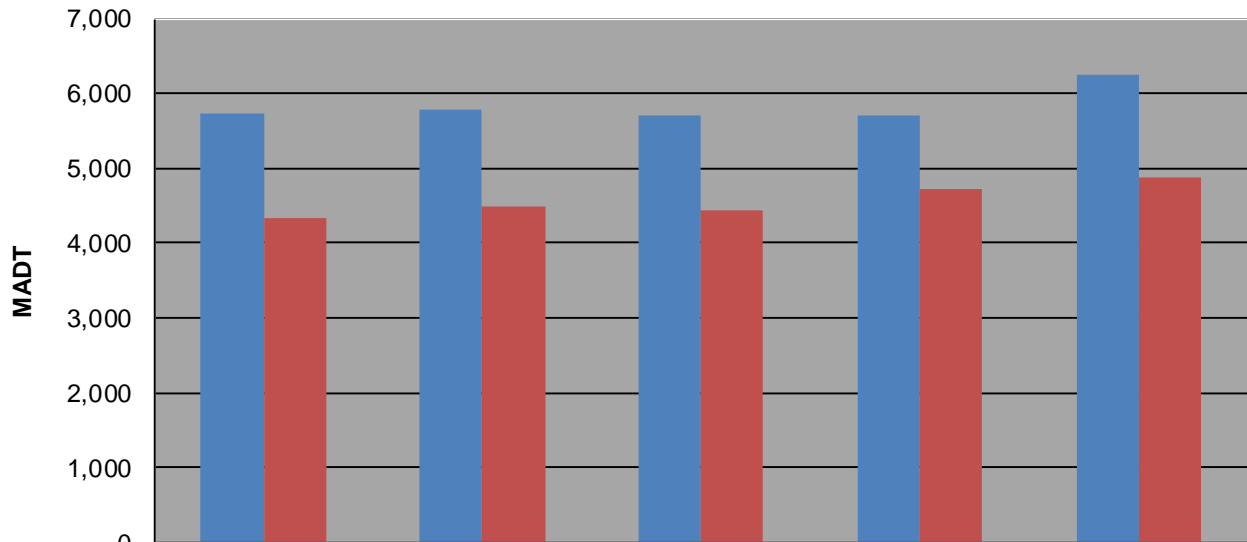
### Weekday (WD)/Weekend (WE) Monthly Average Daily Traffic



	Jan	Feb	Mar	Apr	May	Jun	Jul	Aug	Sep	Oct	Nov	Dec
'11 WD	5,728	5,752	5,620	6,486	7,266	9,814	7,154	7,138	6,720	6,528	6,248	6,044
'11 WE	4,326	4,608	4,556	5,314	5,978	8,570	6,710	6,602	6,608	6,126	4,688	4,994
'12 WD	5,784	5,734	5,792	6,744	7,712	7,824	7,656	8,978	9,206	8,382	7,108	6,232
'12 WE	4,500	4,740	4,832	5,482	6,670	7,272	7,100	8,742	9,296	7,270	5,448	4,824
'13 WD	5,720	5,822	5,634	5,916	7,296	7,742	7,742	7,630	7,260	7,044	6,562	6,242
'13 WE	4,430	4,680	4,760	5,032	6,172	7,094	7,254	7,364	7,062	6,208	5,068	5,058
'14 WD	5,700	6,022	5,930	6,212	7,308	7,728	7,602	7,380	7,164	7,072	6,488	6,586
'14 WE	4,712	4,744	4,760	5,386	6,608	6,844	7,004	6,626	7,426	6,558	5,034	4,904
'15 WD	6,244											
'15 WE	4,868											

Note: 'Weekday' defined as Monday-Friday, 'Weekend' defined as Saturday-Sunday

### Weekday/Weekend Monthly Average Daily Traffic ('11-'15)



	Jan-11	Jan-12	Jan-13	Jan-14	Jan-15
Weekday	5,728	5,784	5,720	5,700	6,244
Weekend	4,326	4,500	4,430	4,712	4,868