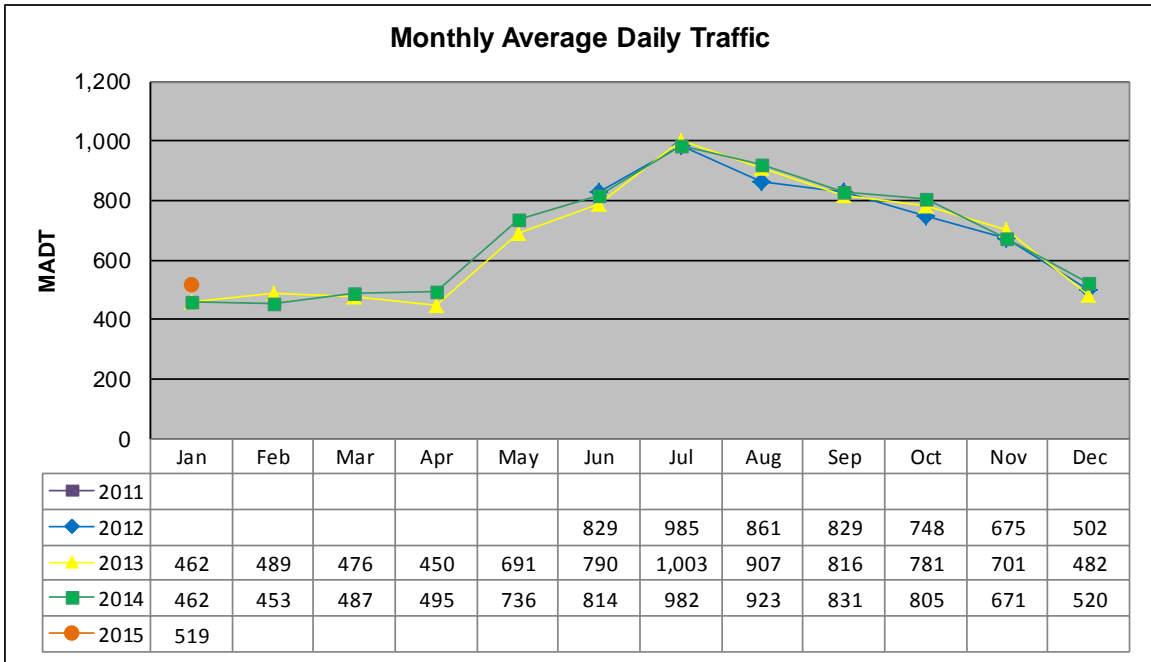


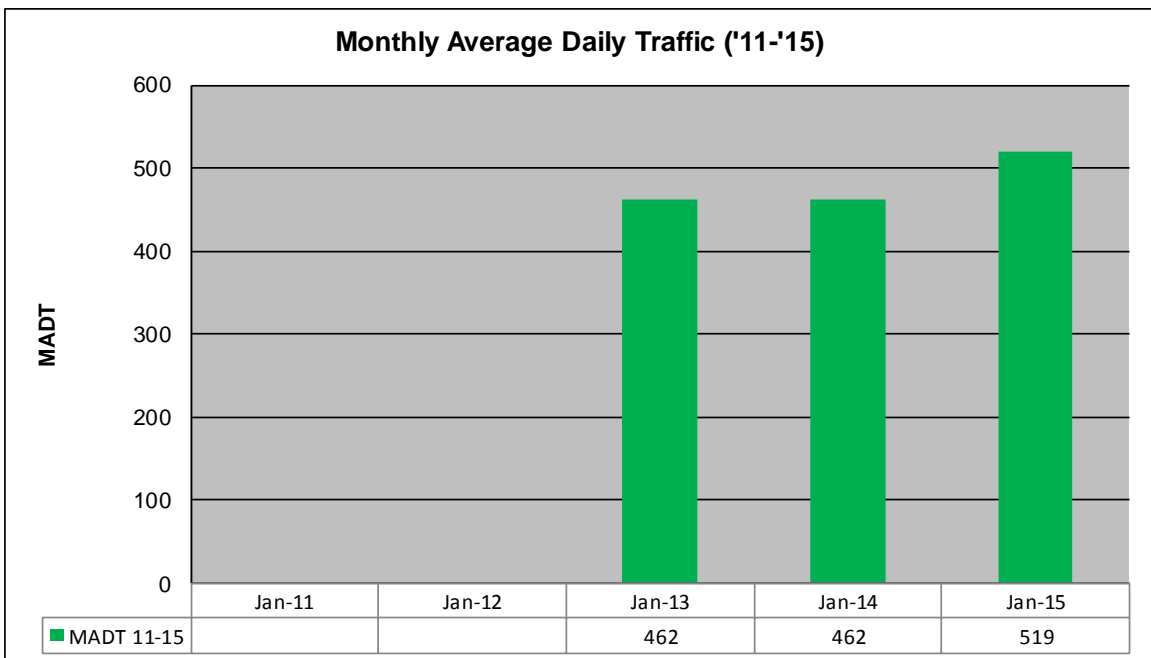
# MONTHLY REPORT, STATION NO. 228 (ATR)

## JANUARY 2015

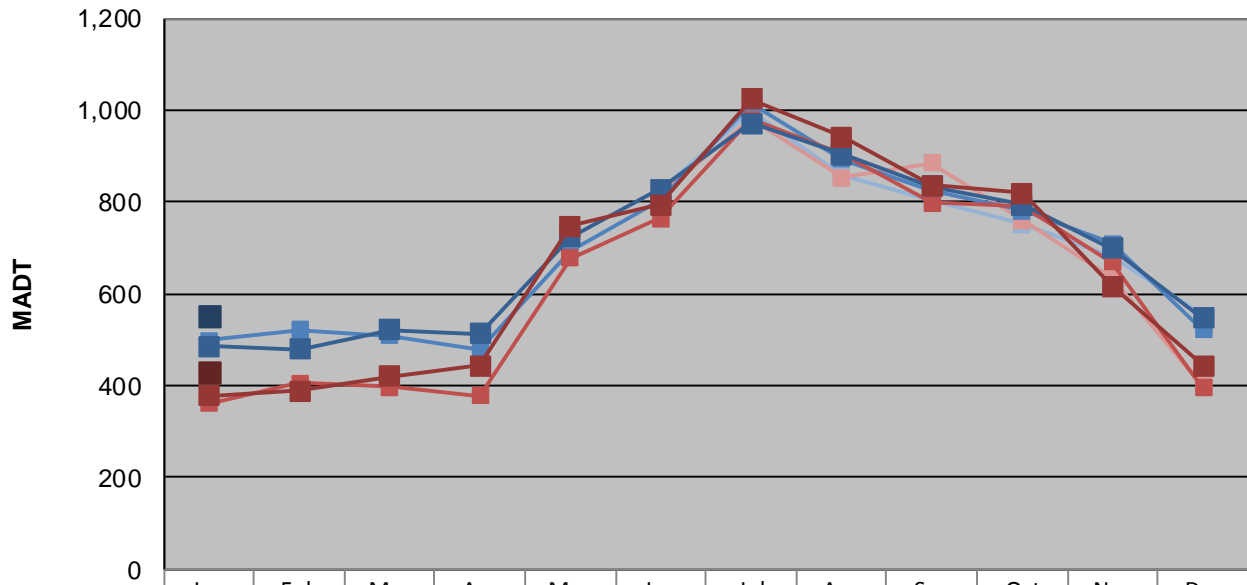
Station Measurement: VOLUME/SPEED/CLASS		
Route: CSAH 7	Route Direction: N/S	Lanes: 2
County: Itasca	Closest City: Hibbing	
Functional Class: Rural Major Collector		
Location: N OF CR339, W OF HIBBING		
Ref Post: 018+00.891	True Mile: 18.891	Sequence No. 30654
<b>Volume: 16,098</b>		<b>MADT: 519</b>
<b>Weekday (M-F) MADT: 486</b>		<b>Weekend (Sa-Su) MADT: 378</b>



Note: Began collecting data June 2012



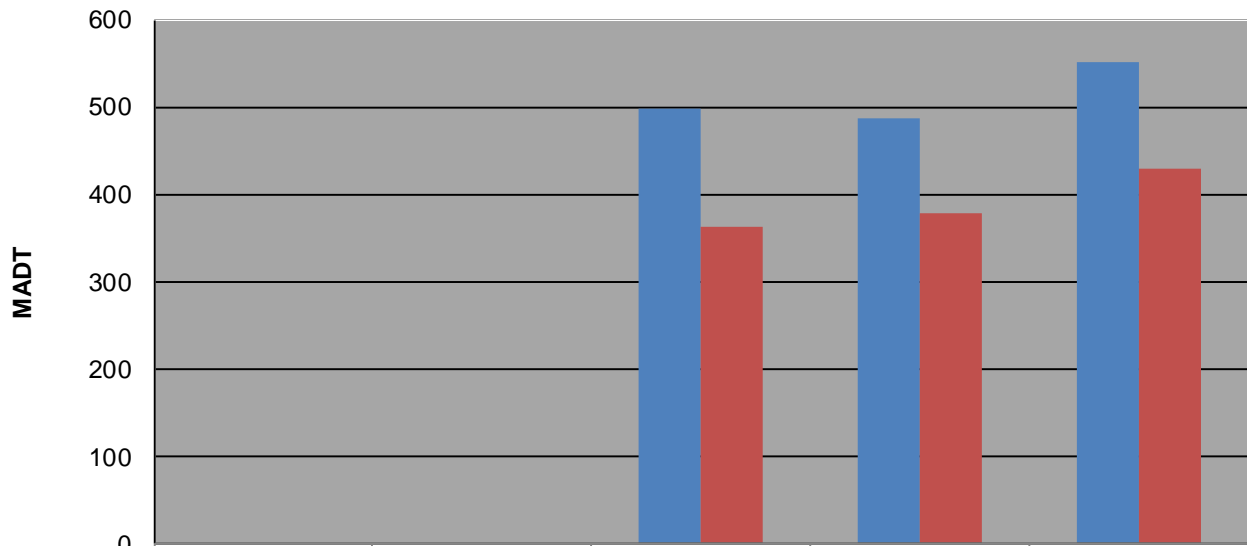
**Weekday (WD)/Weekend (WE) Monthly Average Daily Traffic**



	Jan	Feb	Mar	Apr	May	Jun	Jul	Aug	Sep	Oct	Nov	Dec
'11 WD												
'11 WE												
'12 WD						826	996	858	802	752	682	554
'12 WE						816	980	854	884	760	636	400
'13 WD	498	522	510	478	694	804	1,016	894	826	782	710	522
'13 WE	362	406	398	378	678	764	980	906	798	790	670	396
'14 WD	486	480	522	514	724	828	972	904	834	794	698	548
'14 WE	378	388	420	444	748	794	1,024	942	836	820	616	444
'15 WD	552											
'15 WE	430											

Note: 'Weekday' defined as Monday-Friday, 'Weekend' defined as Saturday-Sunday

**Weekday/Weekend Monthly Average Daily Traffic ('11-'15)**



	Jan-11	Jan-12	Jan-13	Jan-14	Jan-15
Weekday			498	486	552
Weekend			362	378	430