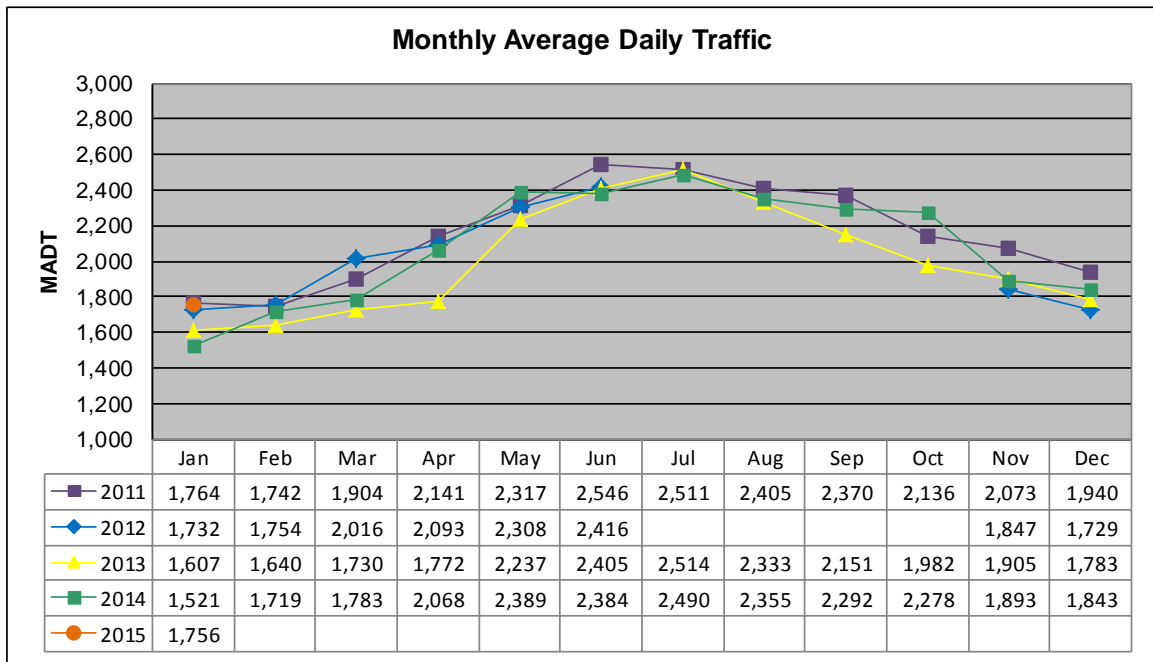


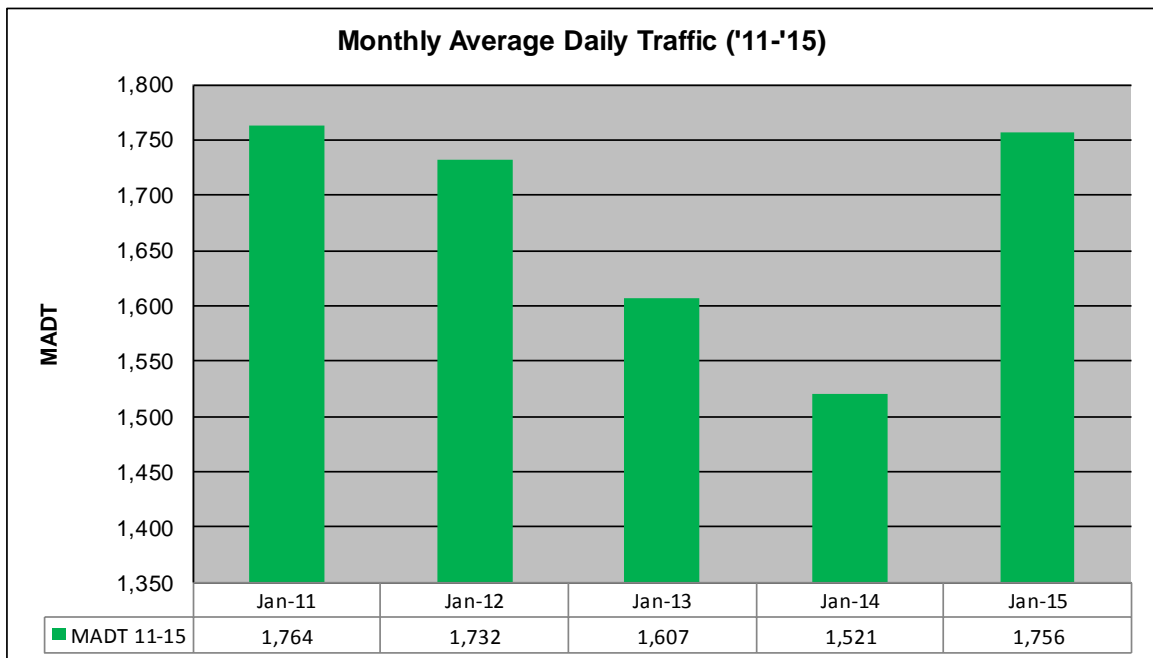
# MONTHLY REPORT, STATION NO. 179 (ATR)

## JANUARY 2015

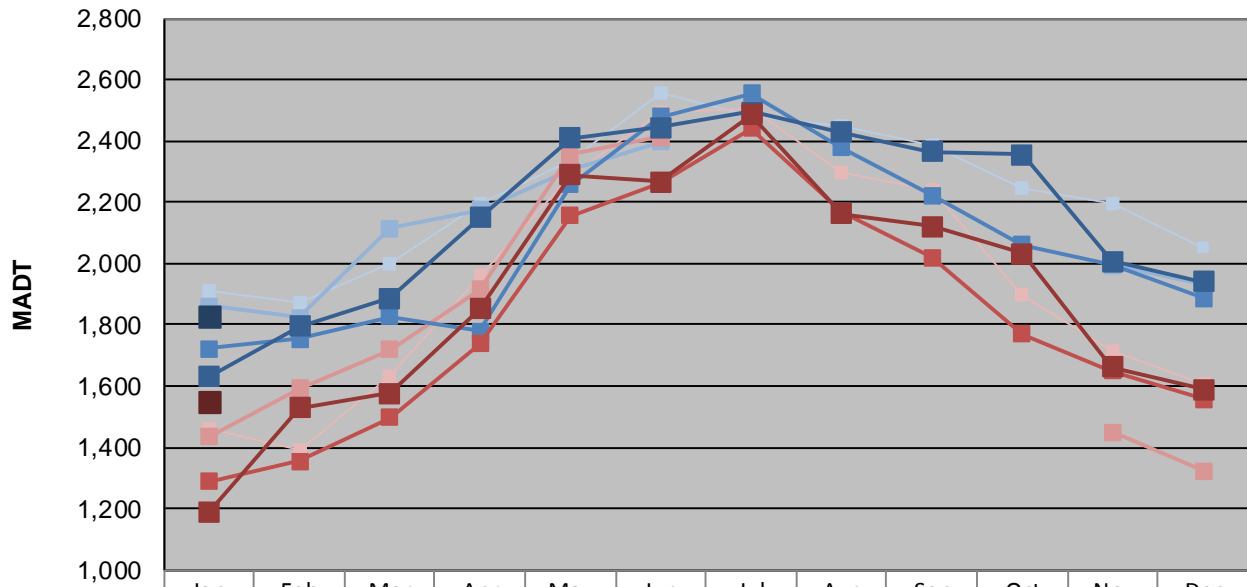
Station Measurement: VOLUME/SPEED/CLASS		
Route: TH 59	Route Direction: N/S	Lanes: 2
County: Lyon	Closest City: Garvin	
Functional Class: Rural Principal Arterial - Other		
Location: AT CSAH14 (110TH ST), E OF GARVIN		
Ref Post: 056+00.631	True Mile: 54.394	Sequence No. 6746
<b>Volume: 54,440</b>		<b>MADT: 1,756</b>
<b>Weekday (M-F) MADT: 1,828</b>		<b>Weekend (Sa-Su) MADT: 1,548</b>



Note: No data from July to October 2012 due to construction on CSAH 14



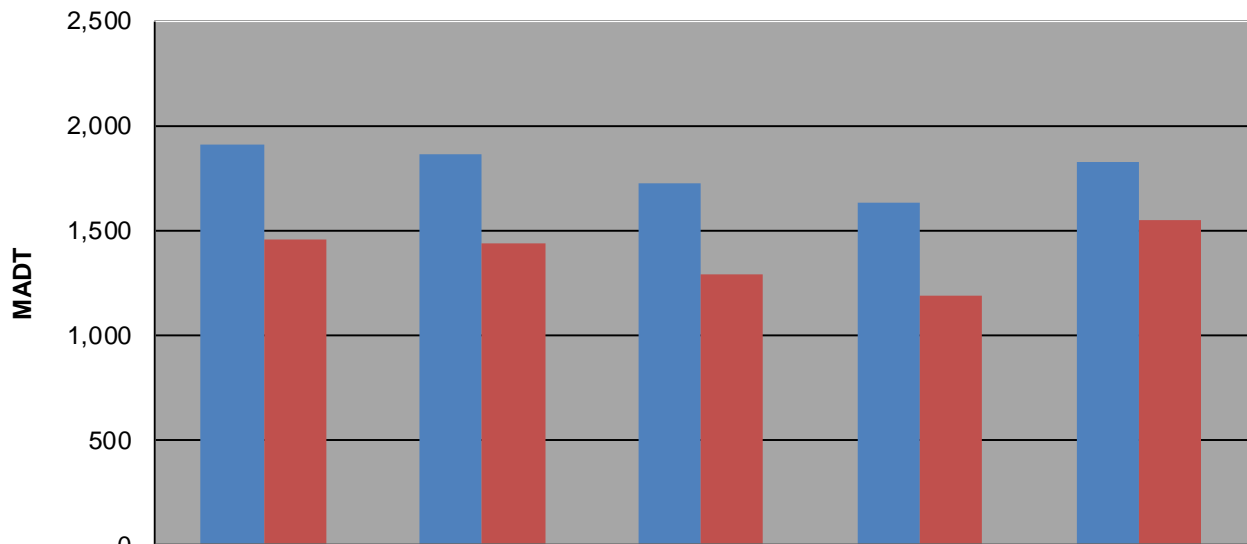
### Weekday (WD)/Weekend (WE) Monthly Average Daily Traffic



	Jan	Feb	Mar	Apr	May	Jun	Jul	Aug	Sep	Oct	Nov	Dec
'11 WD	1,910	1,872	2,002	2,196	2,332	2,558	2,482	2,452	2,386	2,244	2,194	2,052
'11 WE	1,458	1,390	1,630	1,964	2,286	2,494	2,508	2,296	2,242	1,896	1,712	1,604
'12 WD	1,862	1,824	2,116	2,176	2,304	2,396					1,996	1,932
'12 WE	1,434	1,592	1,720	1,916	2,354	2,414					1,450	1,322
'13 WD	1,722	1,754	1,828	1,780	2,256	2,478	2,554	2,378	2,224	2,062	1,998	1,886
'13 WE	1,290	1,356	1,496	1,738	2,156	2,260	2,440	2,168	2,020	1,770	1,650	1,558
'14 WD	1,632	1,796	1,886	2,150	2,410	2,444	2,496	2,428	2,366	2,354	2,008	1,940
'14 WE	1,186	1,530	1,576	1,852	2,290	2,268	2,484	2,162	2,122	2,034	1,662	1,588
'15 WD	1,828											
'15 WE	1,548											

Note: 'Weekday' defined as Monday-Friday, 'Weekend' defined as Saturday-Sunday

### Weekday/Weekend Monthly Average Daily Traffic ('11-'15)



	Jan-11	Jan-12	Jan-13	Jan-14	Jan-15
Weekday	1,910	1,862	1,722	1,632	1,828
Weekend	1,458	1,434	1,290	1,186	1,548