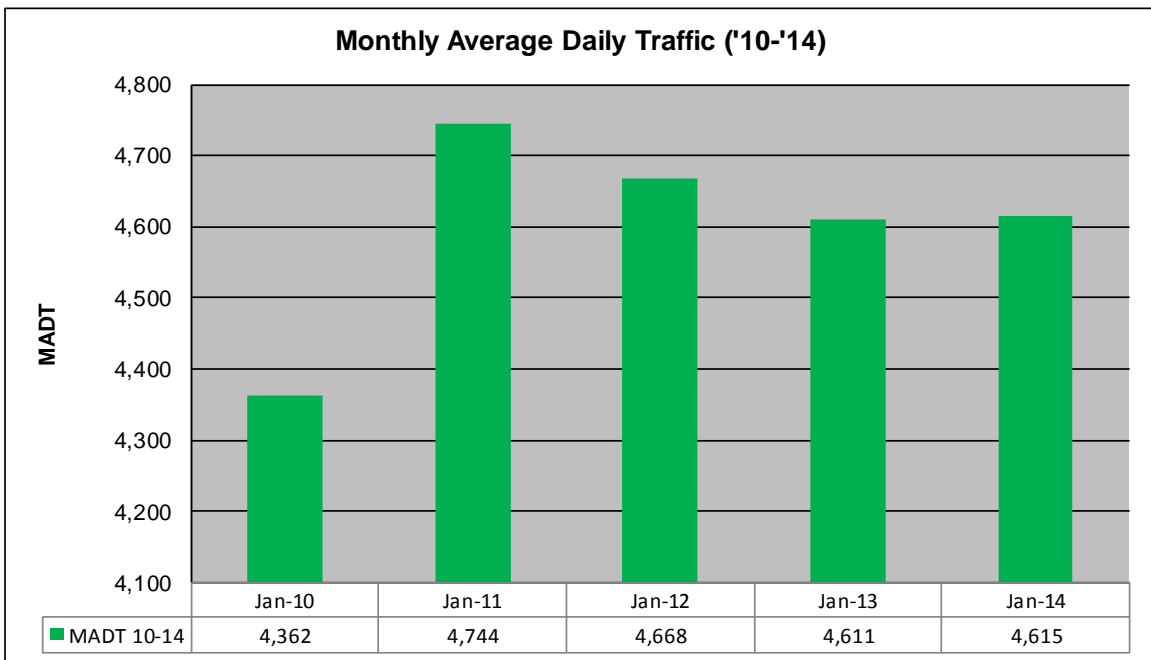
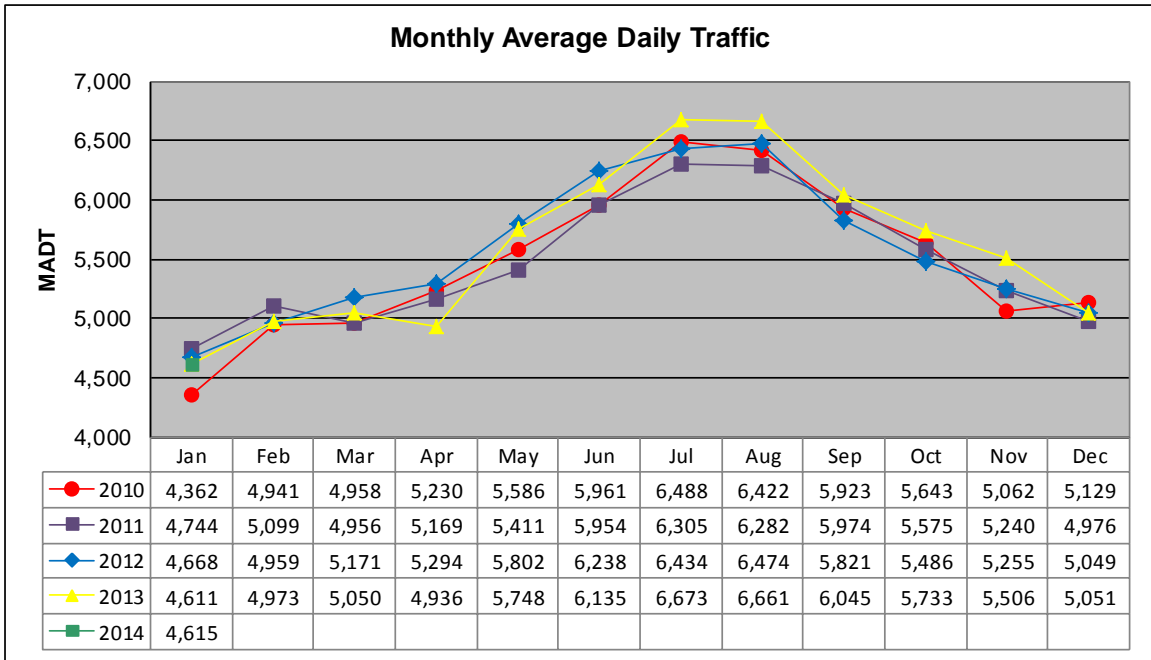


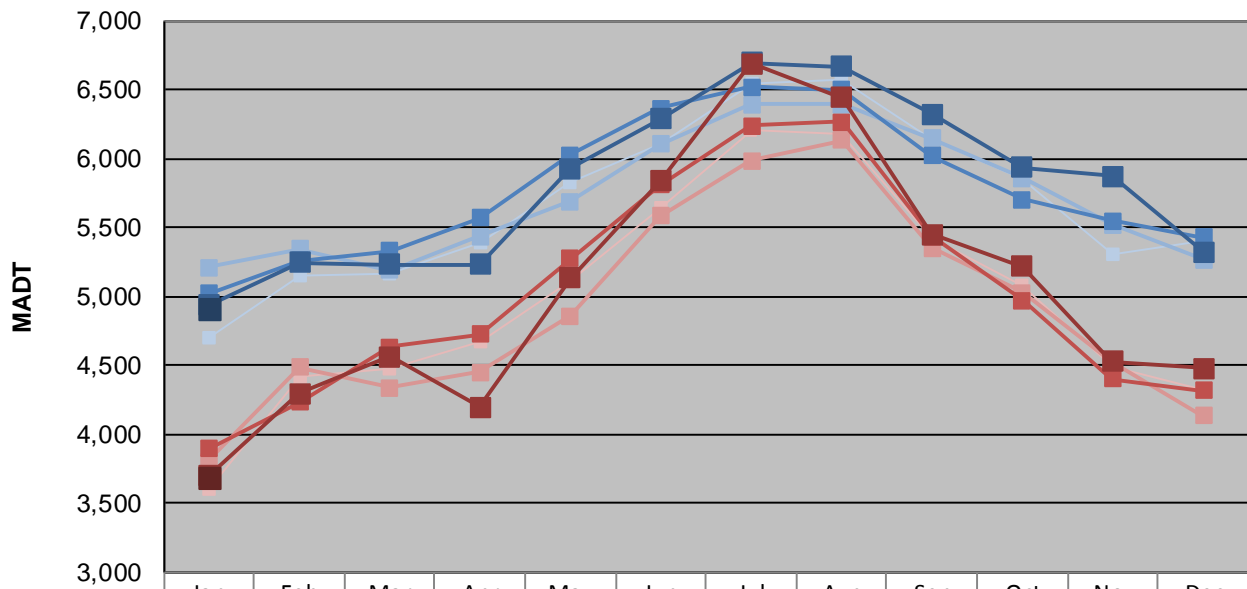
# MONTHLY REPORT, STATION NO. 35 (WIM)

## JANUARY 2014

Station Measurement: VOLUME/SPEED/CLASS/WEIGHT		
Route: TH 2	Route Direction: E/W	Lanes: 4
County: Clearwater	Closest City: Bagley	
Functional Class: Rural Principal Arterial - Other		
Location: .5 MI W OF CSAH30, E OF BAGLEY		
Ref Post: 091+00.800	True Mile: 91.666	Sequence No. 1066
<b>Volume: 143,066</b>		<b>MADT: 4,615</b>
<b>Weekday (M-F) MADT: 4,912</b>		<b>Weekend (Sa-Su) MADT: 3,692</b>



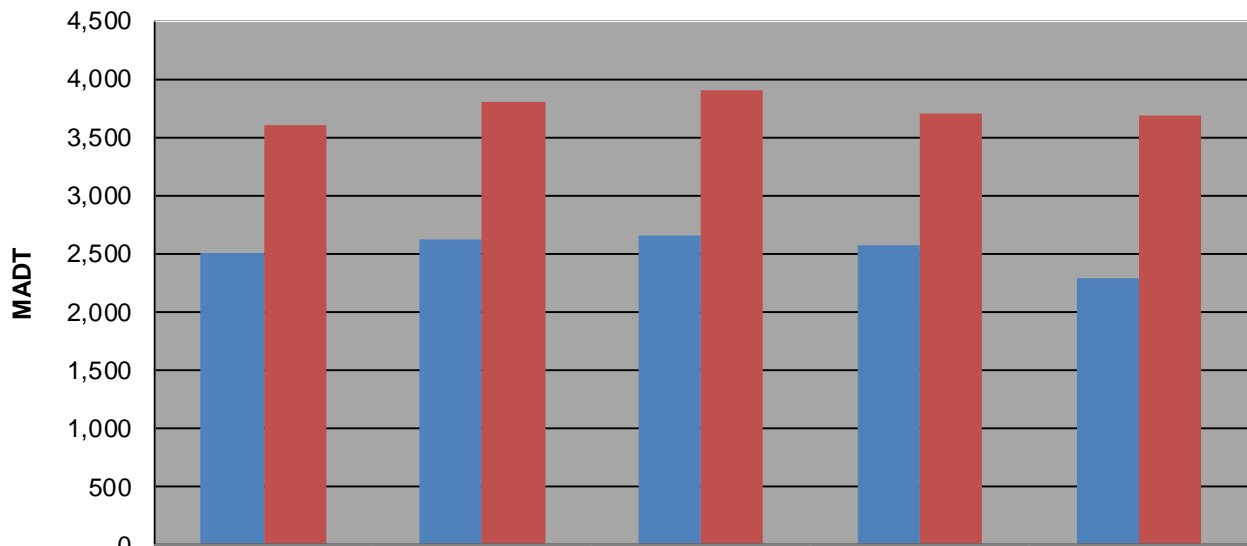
### Weekday (WD)/Weekend (WE) Monthly Average Daily Traffic



	Jan	Feb	Mar	Apr	May	Jun	Jul	Aug	Sep	Oct	Nov	Dec
'10 WD	4,704	5,150	5,168	5,386	5,826	6,106	6,548	6,566	6,130	5,848	5,300	5,400
'10 WE	3,606	4,418	4,476	4,676	5,114	5,650	6,204	6,184	5,424	5,084	4,494	4,322
'11 WD	5,210	5,346	5,192	5,432	5,686	6,102	6,392	6,394	6,146	5,858	5,522	5,270
'11 WE	3,800	4,484	4,340	4,448	4,856	5,584	5,984	6,130	5,348	5,026	4,520	4,132
'12 WD	5,020	5,258	5,330	5,566	6,026	6,362	6,522	6,498	6,016	5,702	5,548	5,430
'12 WE	3,894	4,234	4,632	4,728	5,272	5,808	6,236	6,266	5,434	4,970	4,404	4,320
'13 WD	4,934	5,246	5,230	5,232	5,928	6,286	6,692	6,668	6,320	5,934	5,874	5,320
'13 WE	3,698	4,292	4,560	4,196	5,132	5,836	6,686	6,442	5,448	5,220	4,526	4,476
'14 WD	4,912											
'14 WE	3,692											

Note: 'Weekday' defined as Monday-Friday, 'Weekend' defined as Saturday-Sunday

### Weekday/Weekend Monthly Average Daily Traffic ('10-'14)



	Jan-10	Jan-11	Jan-12	Jan-13	Jan-14
Weekday	2,508	2,616	2,646	2,578	2,284
Weekend	3,606	3,800	3,894	3,698	3,692