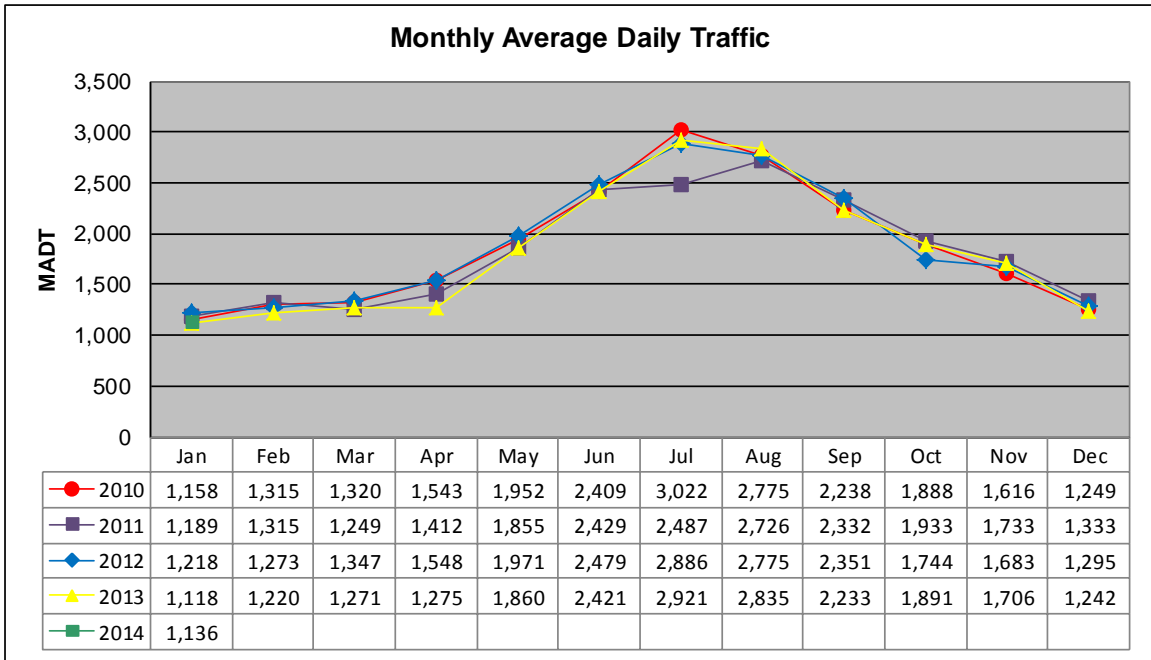


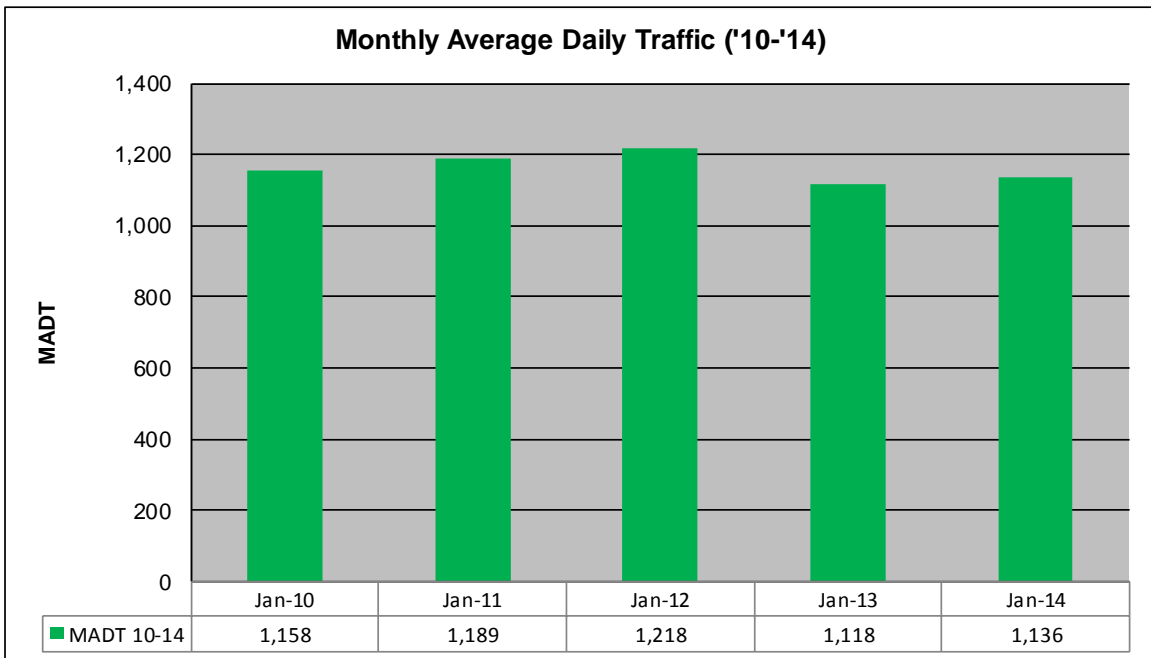
# MONTHLY REPORT, STATION NO. 220 (ATR)

## JANUARY 2014

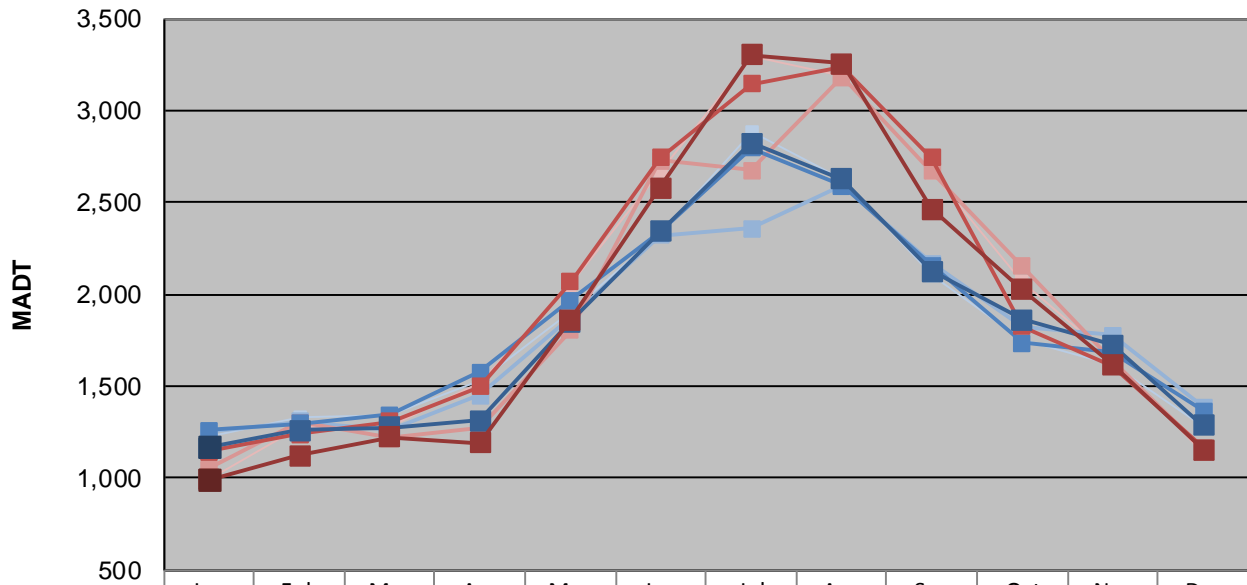
Station Measurement: VOLUME/SPEED/CLASS		
Route: TH 71	Route Direction: N/S	Lanes: 2
County: Hubbard	Closest City: Park Rapids	
Functional Class: Rural Principal Arterial - Other		
Location: S OF CR89, N OF PARK RAPIDS		
Ref Post: 275+00.062	True Mile: 275.098	Sequence No. 6727
<b>Volume: 35,204</b>		<b>MADT: 1,136</b>
<b>Weekday (M-F) MADT: 1,174</b>		<b>Weekend (Sa-Su) MADT: 996</b>



Note: Decrease in traffic July 2011 due to construction on CR 34 & CR 113



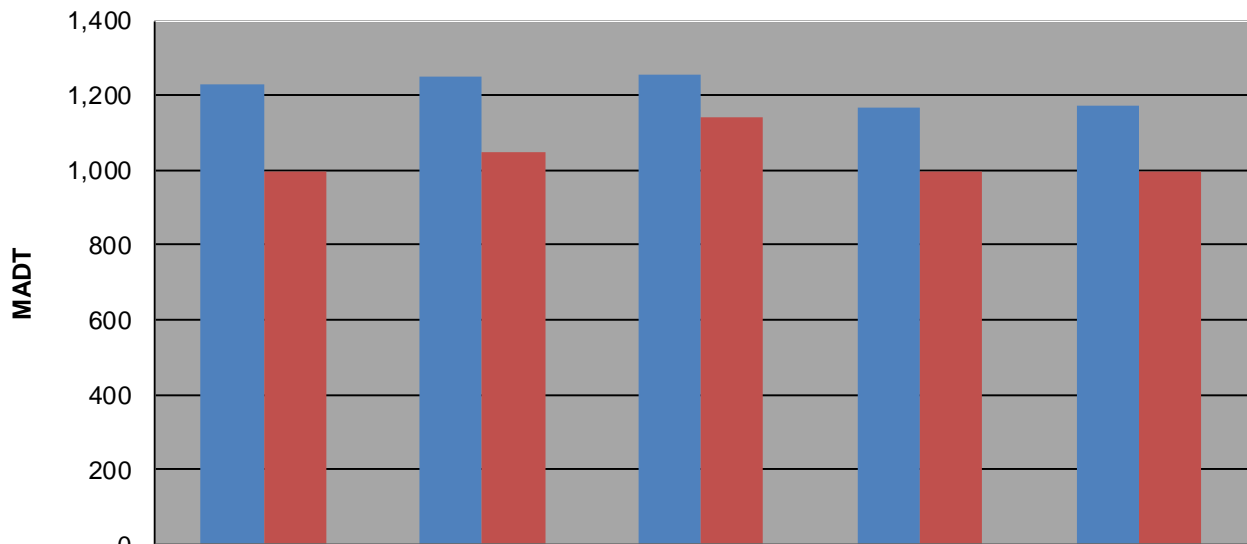
### Weekday (WD)/Weekend (WE) Monthly Average Daily Traffic



	Jan	Feb	Mar	Apr	May	Jun	Jul	Aug	Sep	Oct	Nov	Dec
'10 WD	1,228	1,328	1,344	1,534	1,904	2,334	2,886	2,626	2,106	1,756	1,618	1,278
'10 WE	998	1,282	1,282	1,522	2,050	2,674	3,292	3,194	2,658	2,074	1,652	1,128
'11 WD	1,248	1,310	1,258	1,448	1,880	2,320	2,356	2,596	2,170	1,826	1,776	1,386
'11 WE	1,048	1,302	1,220	1,276	1,804	2,726	2,674	3,182	2,668	2,150	1,648	1,154
'12 WD	1,258	1,298	1,346	1,576	1,970	2,338	2,798	2,590	2,156	1,736	1,686	1,364
'12 WE	1,142	1,238	1,308	1,496	2,070	2,742	3,144	3,238	2,742	1,824	1,616	1,164
'13 WD	1,166	1,258	1,278	1,312	1,850	2,342	2,822	2,626	2,124	1,864	1,724	1,286
'13 WE	994	1,124	1,222	1,190	1,864	2,582	3,302	3,258	2,466	2,024	1,618	1,156
'14 WD	1,174											
'14 WE	996											

Note: 'Weekday' defined as Monday-Friday, 'Weekend' defined as Saturday-Sunday

### Weekday/Weekend Monthly Average Daily Traffic ('10-'14)



	Jan-10	Jan-11	Jan-12	Jan-13	Jan-14
Weekday	1,228	1,248	1,258	1,166	1,174
Weekend	998	1,048	1,142	994	996