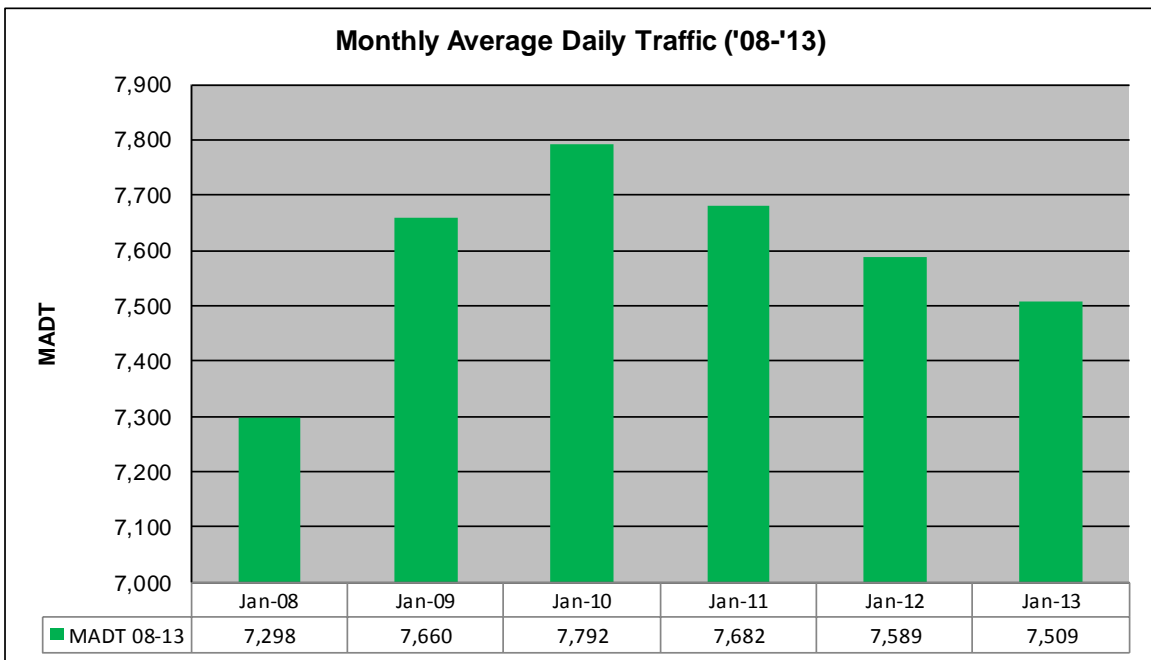
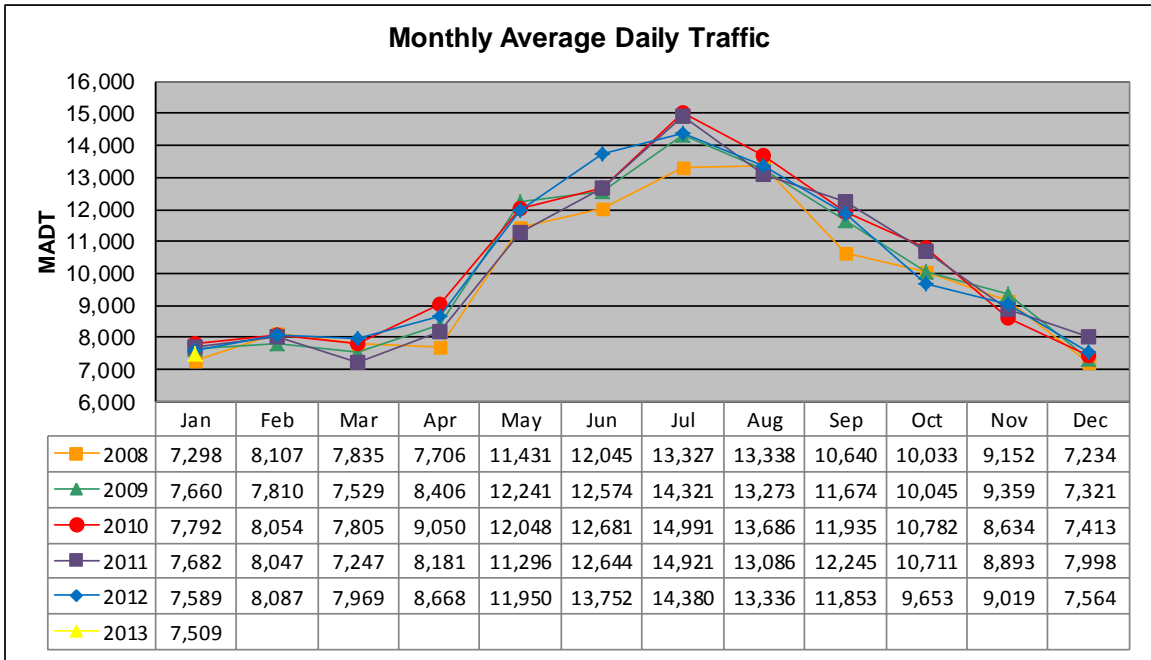


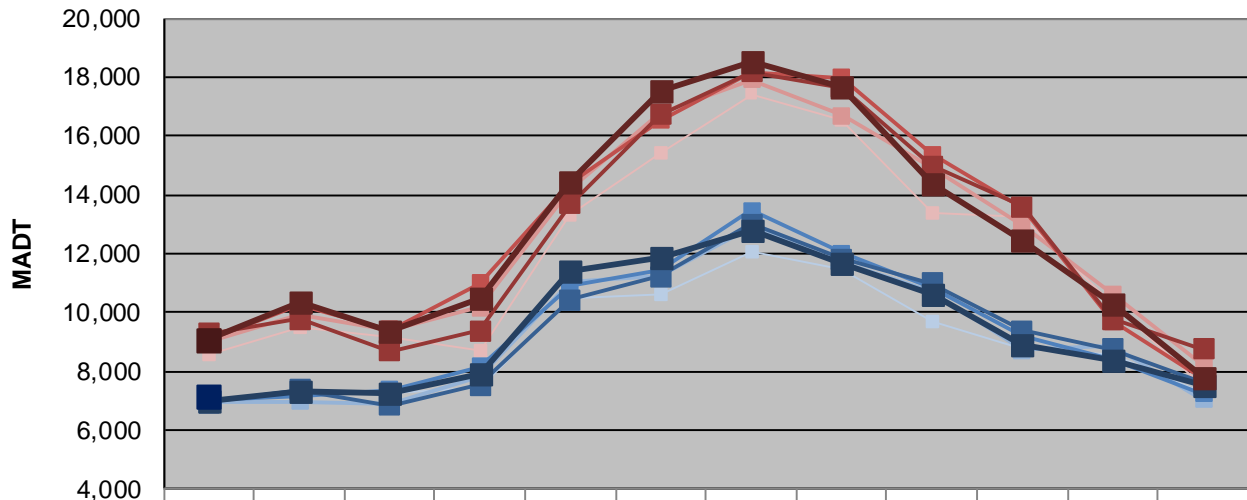
MONTHLY REPORT, STATION NO. 204 (ATR)

JANUARY 2013

Station Measurement: VOLUME/SPEED/CLASS		
Route: TH 169	Route Direction: N/S	Lanes: 4
County: Mille Lacs	Closest City: Onamia	
Functional Class: Rural Principal Arterial - Other		
Location: .3 MI N OF CSAH22 (350TH ST), S OF ONAMIA		
Ref Post: 212+00.700	True Mile: 210.2	Sequence No. 6780
Volume: 232,781		MADT: 7,509
Weekday (M-F) MADT: 7,092		Weekend (Sa-Su) MADT: 9,004



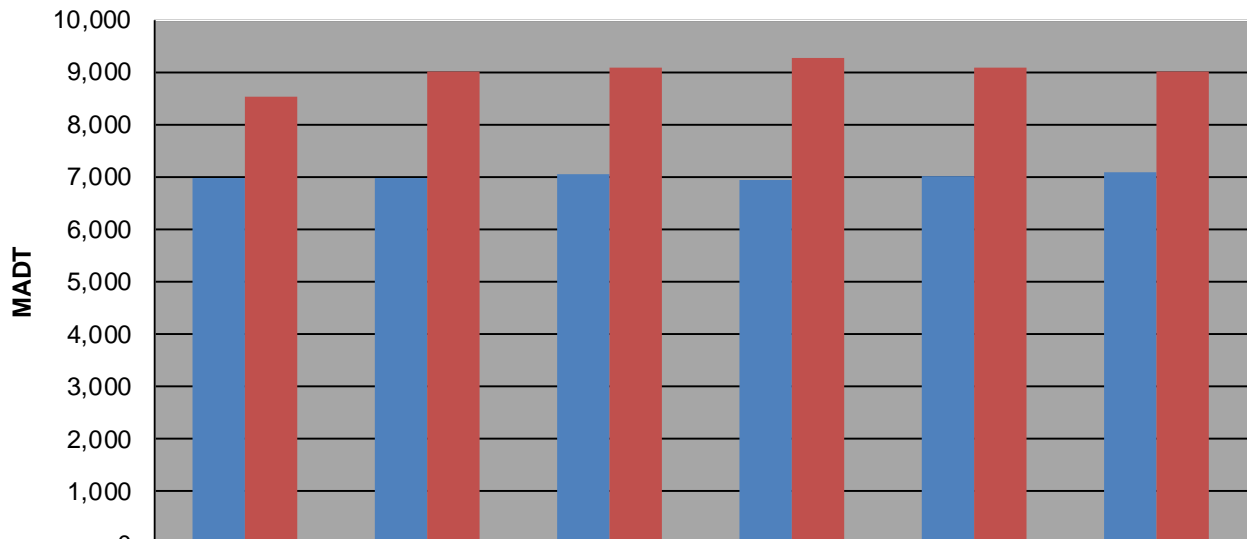
Weekday (WD)/Weekend (WE) Monthly Average Daily Traffic



	Jan	Feb	Mar	Apr	May	Jun	Jul	Aug	Sep	Oct	Nov	Dec
'08 WD	6,980	7,398	7,242	7,422	10,492	10,578	12,092	11,498	9,712	8,774	8,572	7,262
'08 WE	8,540	9,504	9,164	8,700	13,318	15,418	17,422	16,526	13,398	13,264	10,312	7,456
'09 WD	6,962	6,958	6,860	7,824	11,028	11,222	12,888	11,714	10,730	8,698	8,852	7,030
'09 WE	9,018	9,942	9,418	10,162	14,222	16,762	17,898	16,680	14,920	12,982	10,636	8,216
'10 WD	7,030	7,164	7,362	8,154	10,908	11,438	13,466	12,022	10,848	9,206	8,408	7,222
'10 WE	9,074	10,280	9,420	10,988	14,408	16,518	18,172	17,974	15,386	13,548	9,704	7,774
'11 WD	6,948	7,348	6,848	7,514	10,414	11,232	13,004	11,798	10,982	9,386	8,752	7,578
'11 WE	9,278	9,768	8,674	9,382	13,692	16,718	18,168	17,644	14,992	13,604	9,766	8,748
'12 WD	7,006	7,326	7,264	7,914	11,394	11,862	12,786	11,632	10,580	8,882	8,370	7,486
'12 WE	9,082	10,314	9,340	10,490	14,440	17,512	18,542	17,638	14,400	12,448	10,272	7,788
'13 WD	7,092											
'13 WE	9,004											

Note: 'Weekday' defined as Monday-Friday, 'Weekend' defined as Saturday-Sunday

Weekday/Weekend Monthly Average Daily Traffic ('08-'13)



	Jan-08	Jan-09	Jan-10	Jan-11	Jan-12	Jan-13
Weekday	6,980	6,962	7,030	6,948	7,006	7,092
Weekend	8,540	9,018	9,074	9,278	9,082	9,004