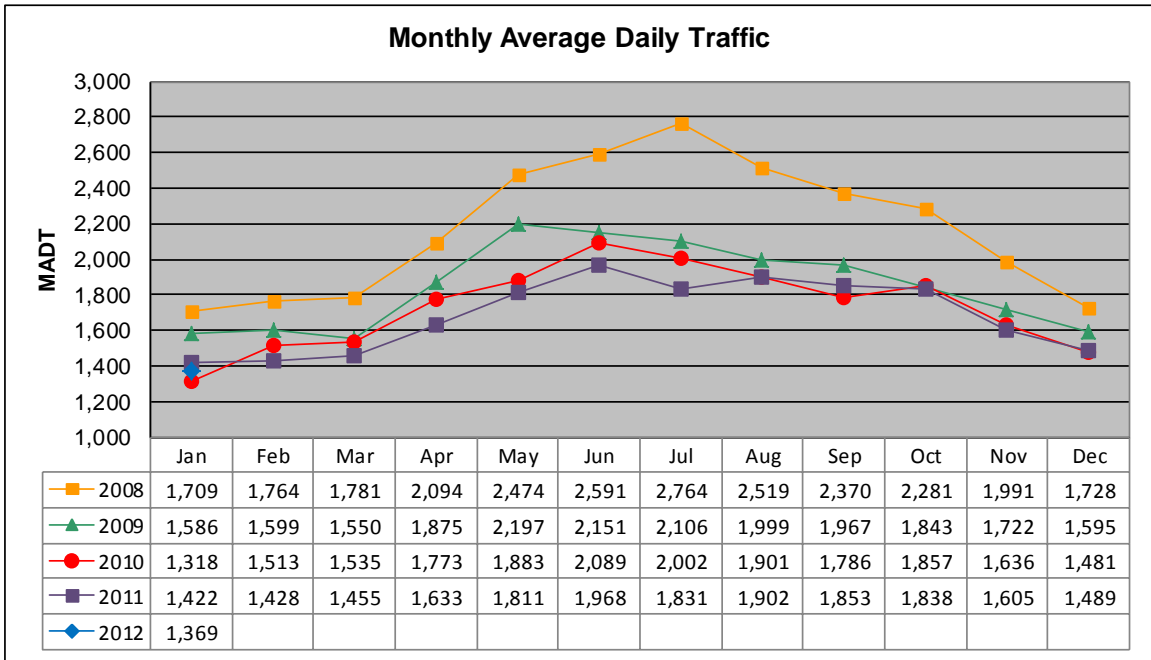


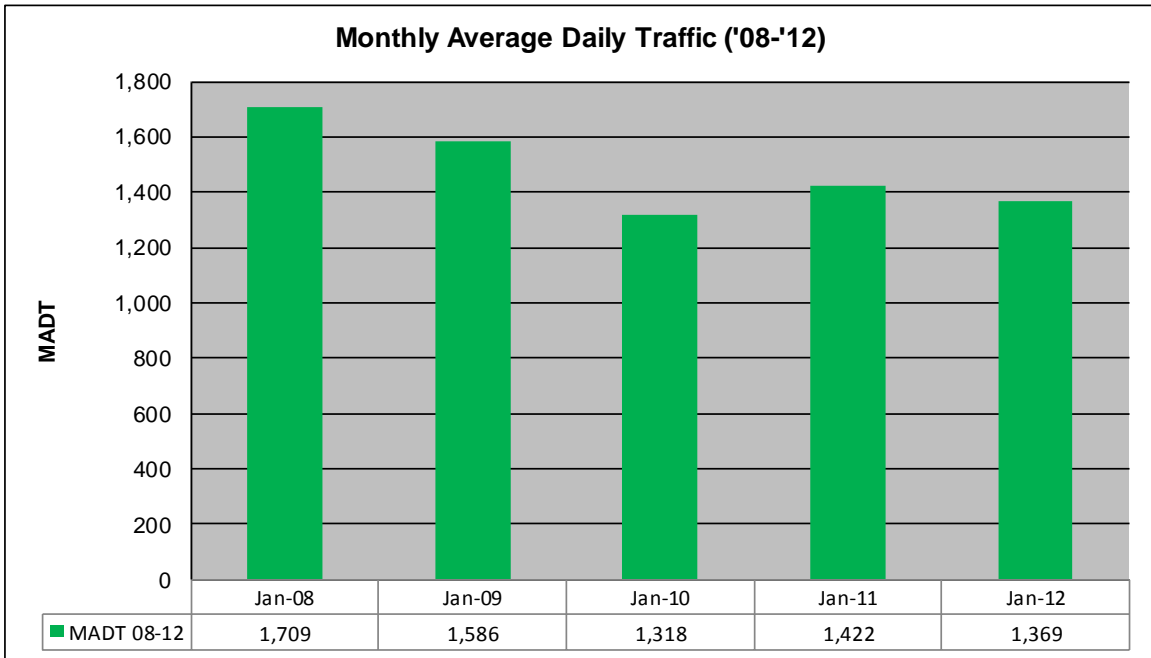
MONTHLY REPORT, STATION NO. 400 (ATR)

JANUARY 2012

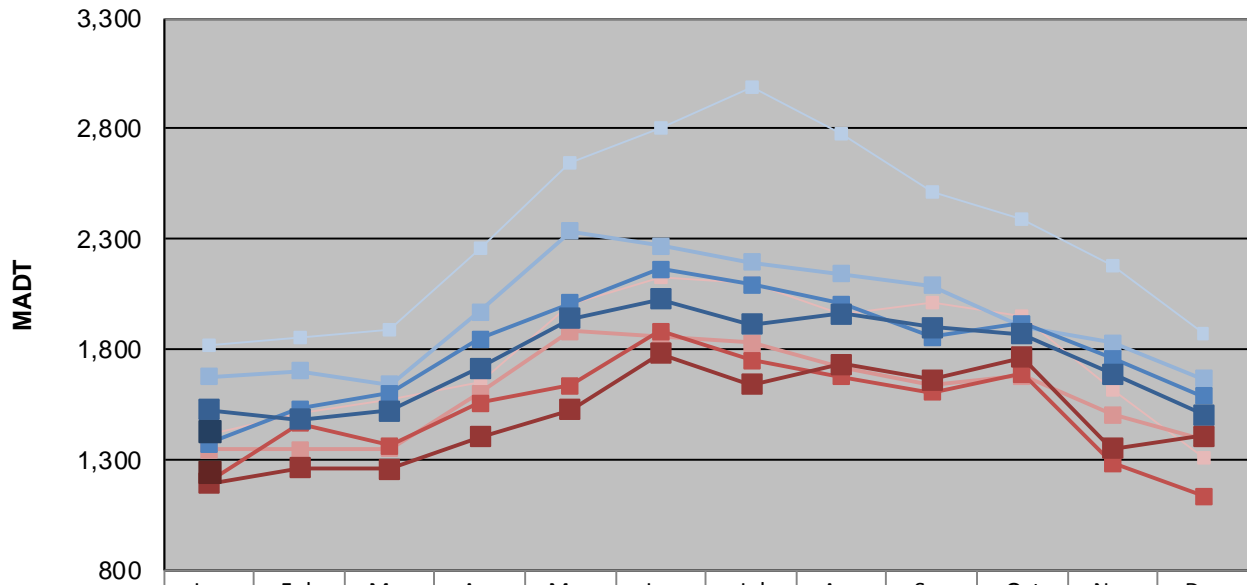
Station Measurement: VOLUME		
Route: CSAH 31	Route Direction: N/S	Lanes: 4
County: Hennepin	Closest City: Edina	
Functional Class: Rural Minor Arterial		
Location: S OF MSAS145 (W 70TH ST) IN EDINA		
Ref Post: 001+00.100	True Mile: 1.1	Sequence No. 9881
Volume: 42,452		MADT: 1,369
Weekday (M-F) MADT: 1,432		(Sa-Su) Weekend MADT: 1,250



Note: Increase in traffic April to November 2008 due to detours from TH 12 and county roads



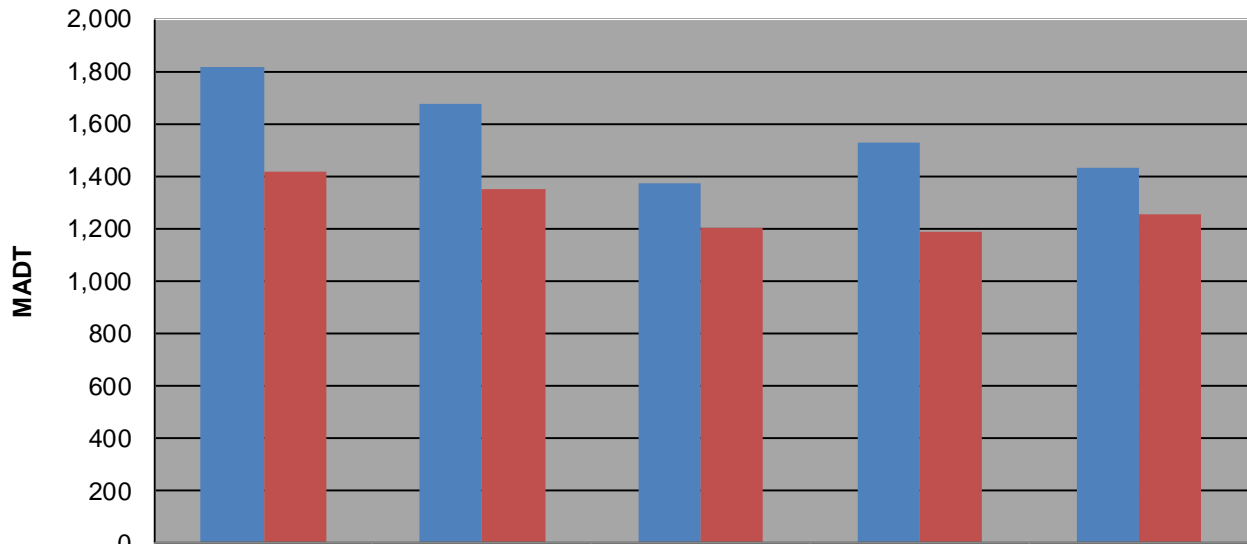
Weekday (WD)/Weekend (WE) Monthly Average Daily Traffic



	Jan	Feb	Mar	Apr	May	Jun	Jul	Aug	Sep	Oct	Nov	Dec
'08 WD	1,818	1,852	1,888	2,254	2,646	2,802	2,986	2,778	2,516	2,388	2,180	1,872
'08 WE	1,414	1,508	1,568	1,650	2,006	2,126	2,104	1,962	2,008	1,952	1,614	1,312
'09 WD	1,674	1,700	1,642	1,972	2,336	2,270	2,196	2,140	2,090	1,900	1,828	1,666
'09 WE	1,348	1,346	1,352	1,602	1,884	1,854	1,828	1,718	1,634	1,682	1,502	1,392
'10 WD	1,374	1,532	1,602	1,848	2,012	2,164	2,092	2,006	1,854	1,916	1,758	1,588
'10 WE	1,202	1,466	1,362	1,556	1,634	1,884	1,752	1,674	1,604	1,690	1,286	1,136
'11 WD	1,528	1,484	1,520	1,714	1,940	2,028	1,914	1,962	1,900	1,868	1,688	1,502
'11 WE	1,190	1,264	1,258	1,404	1,526	1,782	1,642	1,732	1,664	1,762	1,352	1,406
'12 WD	1,432											
'12 WE	1,250											

Note: 'Weekday' defined as Monday-Friday, 'Weekend' defined as Saturday-Sunday

Weekday/Weekend Monthly Average Daily Traffic ('08-'12)



	Jan-08	Jan-09	Jan-10	Jan-11	Jan-12
Weekday	1,818	1,674	1,374	1,528	1,432
Weekend	1,414	1,348	1,202	1,190	1,250