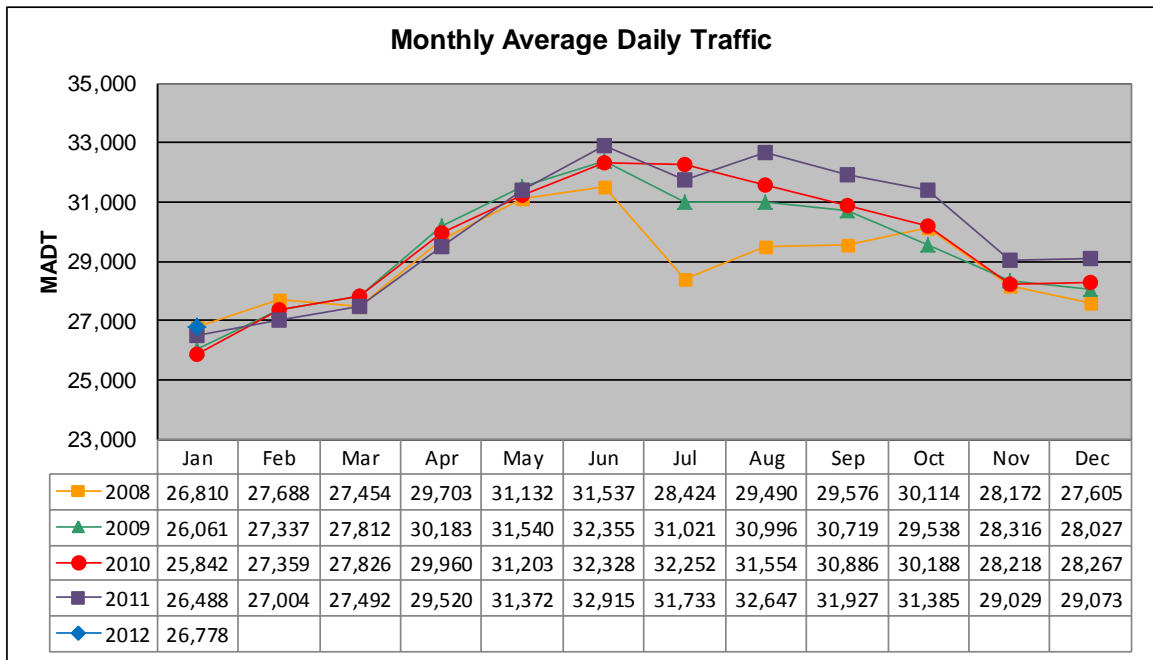


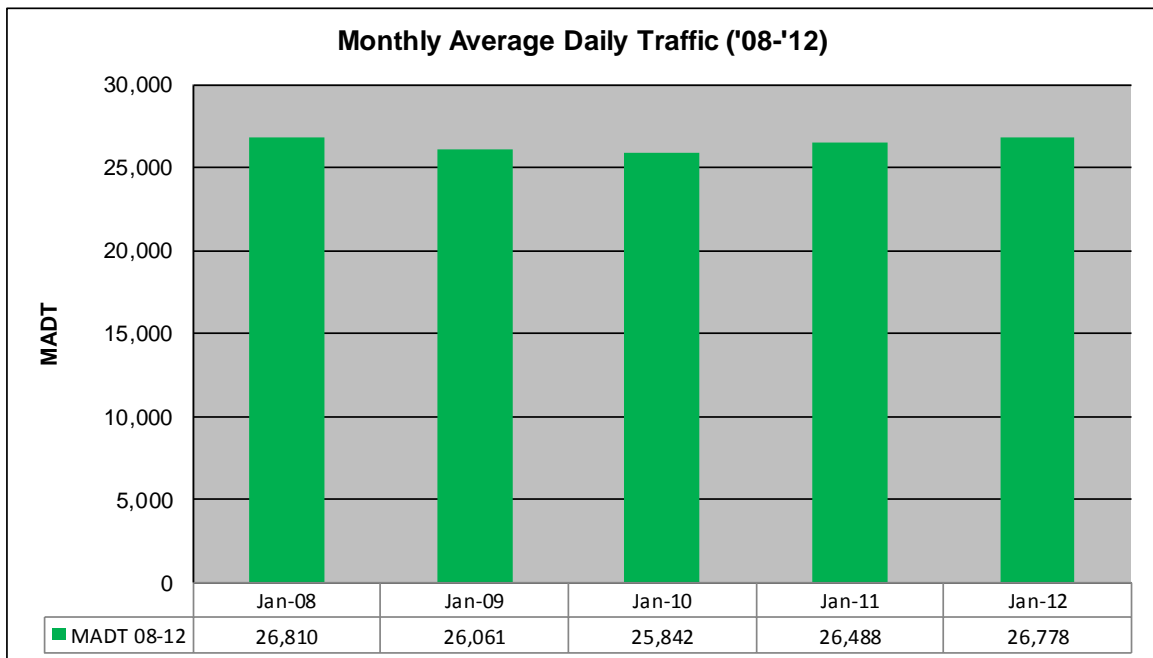
MONTHLY REPORT, STATION NO. 384 (ATR)

JANUARY 2012

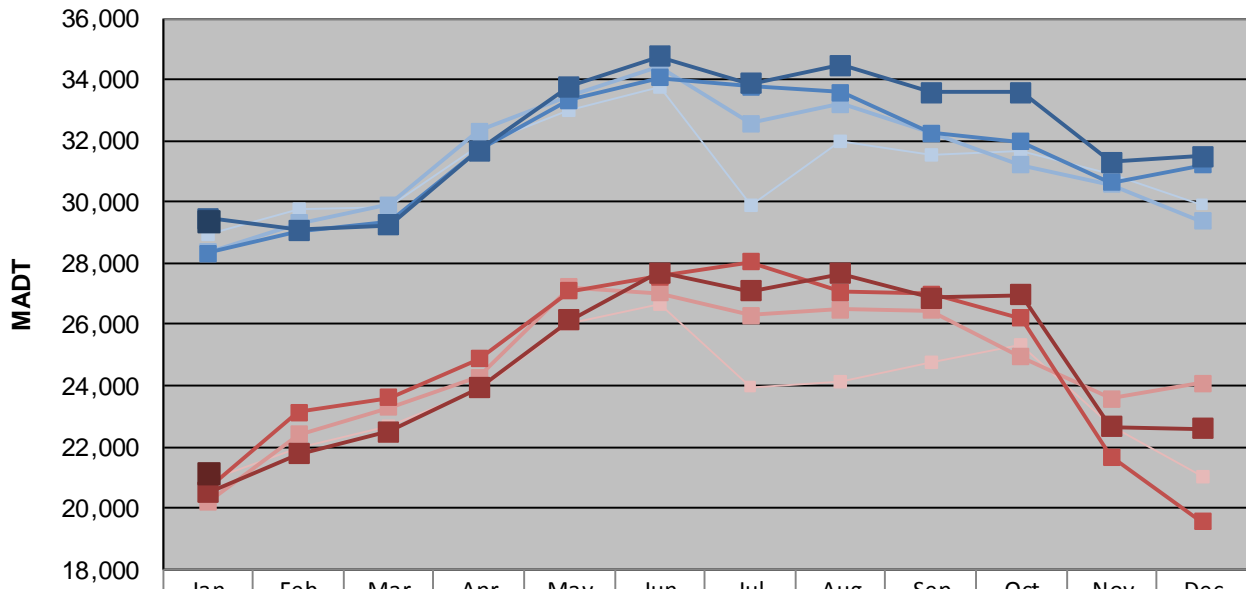
| | | |
|--|----------------------|-------------------------------------|
| Station Measurement: VOLUME/SPEED | | |
| Route: TH 36 | Route Direction: E/W | Lanes: 4 |
| County: Washington | | Closest City: Stillwater |
| Functional Class: Urban Other Principal Arterial | | |
| Location: W OF WASHINGTON AVE IN STILLWATER | | |
| Ref Post: 201+00.824 | True Mile: 18.153 | Sequence No. 9873 |
| Volume: 830,132 | | MADT: 26,778 |
| Weekday (M-F) MADT: 29,390 | | Weekend (Sa-Su) MADT: 21,124 |



Note: Decrease in traffic July to August 2008 due to construction on TH 36



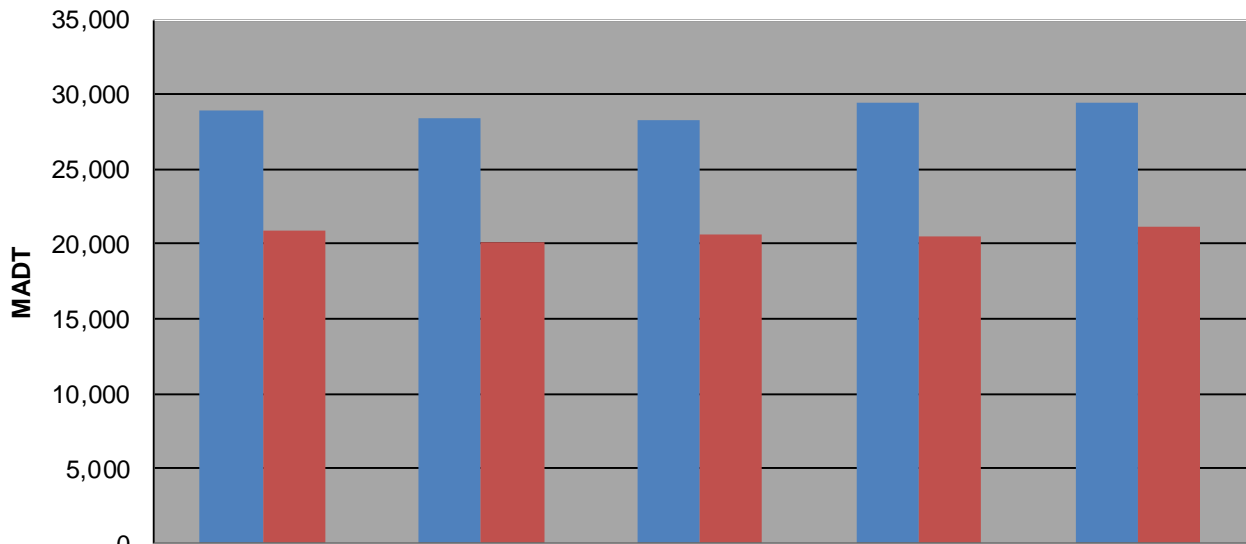
Weekday (WD)/Weekend (WE) Monthly Average Daily Traffic



| | Jan | Feb | Mar | Apr | May | Jun | Jul | Aug | Sep | Oct | Nov | Dec |
|--------|--------|--------|--------|--------|--------|--------|--------|--------|--------|--------|--------|--------|
| '08 WD | 28,930 | 29,762 | 29,806 | 31,832 | 32,990 | 33,772 | 29,884 | 32,010 | 31,520 | 31,656 | 30,922 | 29,922 |
| '08 WE | 20,900 | 21,982 | 22,694 | 23,880 | 26,026 | 26,648 | 23,956 | 24,140 | 24,738 | 25,354 | 22,674 | 20,998 |
| '09 WD | 28,356 | 29,316 | 29,898 | 32,328 | 33,488 | 34,440 | 32,578 | 33,190 | 32,264 | 31,196 | 30,572 | 29,386 |
| '09 WE | 20,186 | 22,392 | 23,292 | 24,266 | 27,222 | 27,022 | 26,314 | 26,498 | 26,444 | 24,946 | 23,570 | 24,076 |
| '10 WD | 28,334 | 29,056 | 29,332 | 31,678 | 33,322 | 34,068 | 33,786 | 33,592 | 32,242 | 31,960 | 30,630 | 31,220 |
| '10 WE | 20,626 | 23,118 | 23,618 | 24,880 | 27,076 | 27,566 | 28,050 | 27,046 | 27,004 | 26,220 | 21,678 | 19,558 |
| '11 WD | 29,454 | 29,082 | 29,252 | 31,696 | 33,788 | 34,766 | 33,862 | 34,478 | 33,598 | 33,574 | 31,302 | 31,478 |
| '11 WE | 20,508 | 21,786 | 22,498 | 23,922 | 26,136 | 27,688 | 27,090 | 27,654 | 26,864 | 26,962 | 22,650 | 22,596 |
| '12 WD | 29,390 | | | | | | | | | | | |
| '12 WE | 21,124 | | | | | | | | | | | |

Note: 'Weekday' defined as Monday-Friday, 'Weekend' defined as Saturday-Sunday

Weekday/Weekend Monthly Average Daily Traffic ('08-'12)



| | Jan-08 | Jan-09 | Jan-10 | Jan-11 | Jan-12 |
|---------|--------|--------|--------|--------|--------|
| Weekday | 28,930 | 28,356 | 28,334 | 29,454 | 29,390 |
| Weekend | 20,900 | 20,186 | 20,626 | 20,508 | 21,124 |