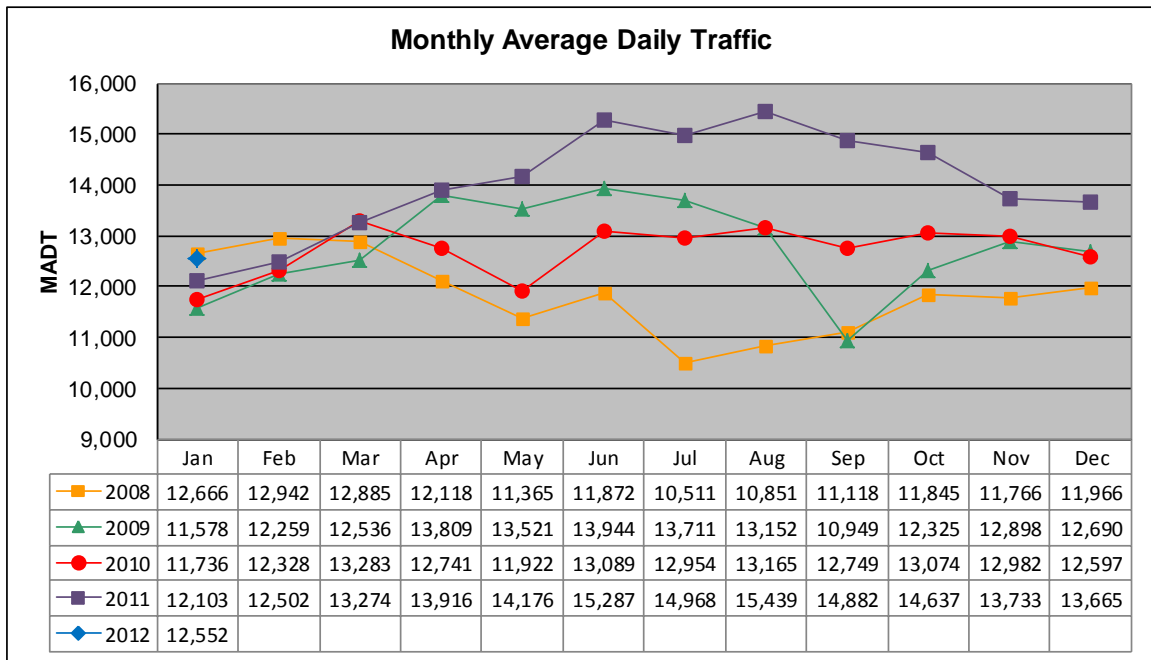


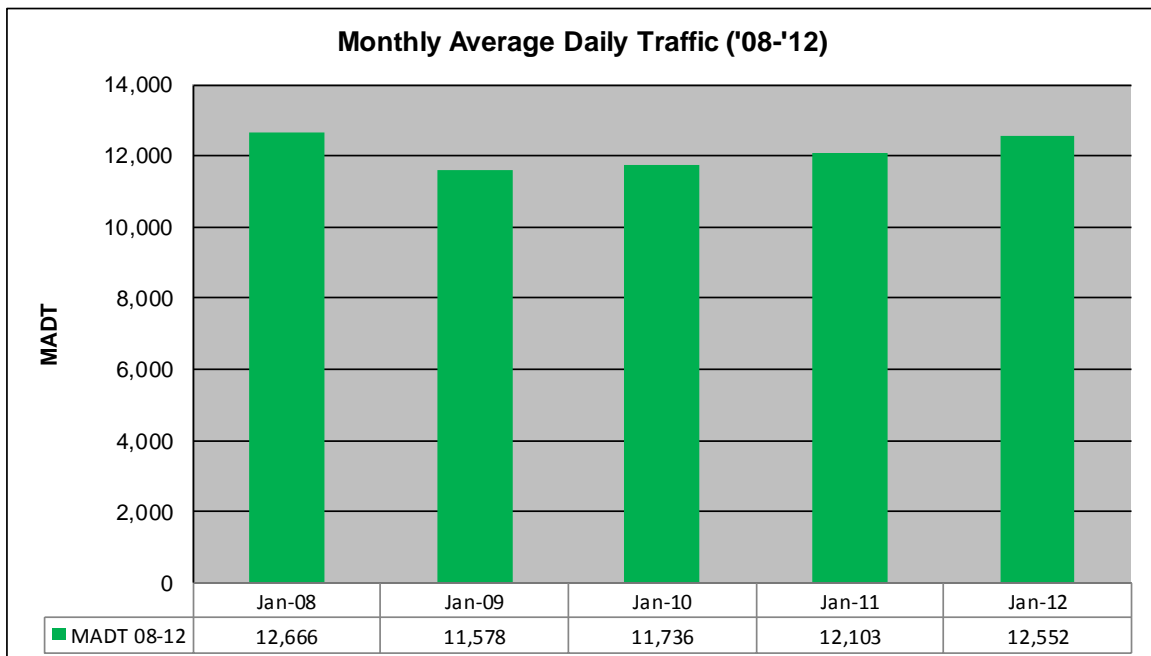
MONTHLY REPORT, STATION NO. 351 (ATR)

JANUARY 2012

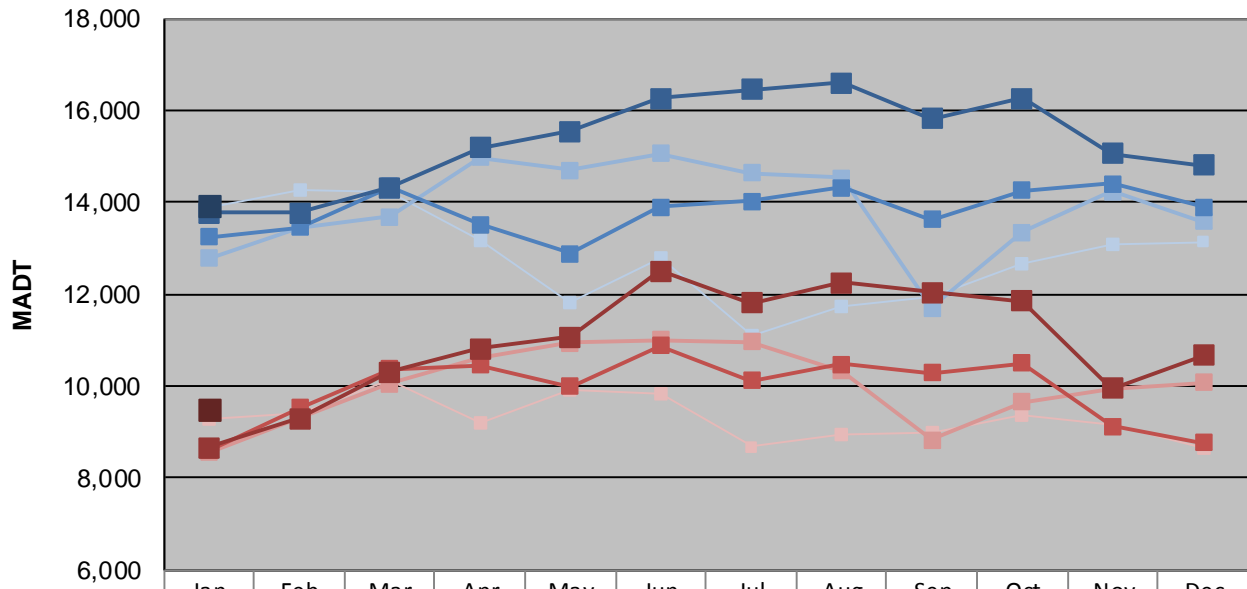
Station Measurement: VOLUME		
Route: TH 12	Route Direction: E/W	Lanes: 2
County: Hennepin		Closest City: Independence
Functional Class: Rural Principal Arterial - Other		
Location: W OF CSAH92 IN INDEPENDENCE		
Ref Post: 142+00.839	True Mile: 142.285	Sequence No. 6789
Volume: 389,116		MADT: 12,552
Weekday (M-F) MADT: 13,918		Weekend (Sa-Su) MADT: 9,498



Note: Decrease in traffic April to November 2008, September/October 2009, and April/May 2010 due to construction on TH 12



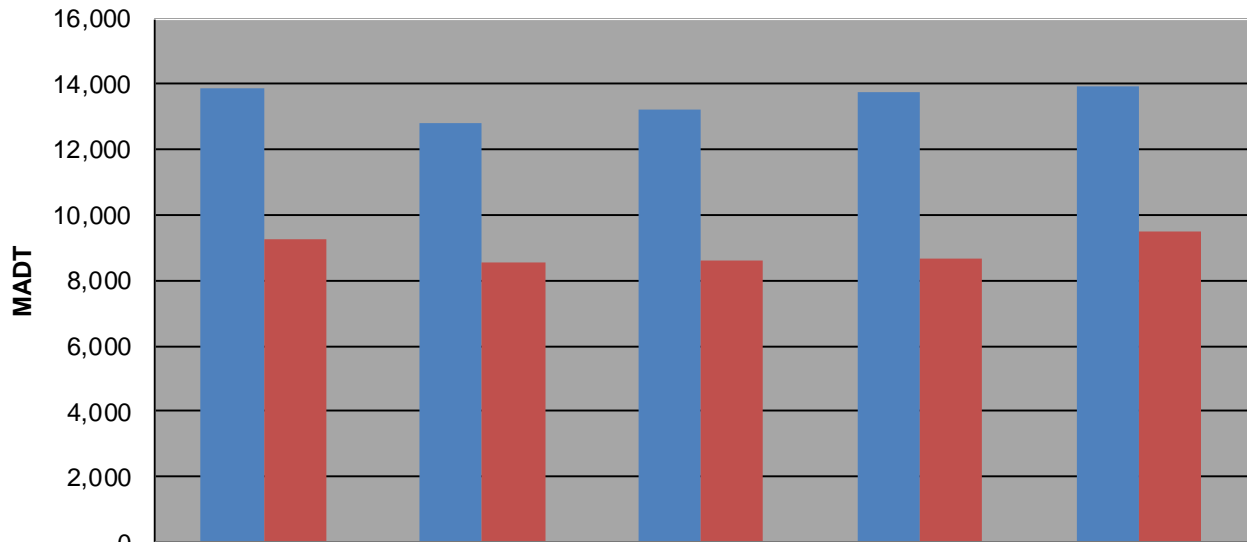
Weekday (WD)/Weekend (WE) Monthly Average Daily Traffic



	Jan	Feb	Mar	Apr	May	Jun	Jul	Aug	Sep	Oct	Nov	Dec
'08 WD	13,884	14,246	14,230	13,172	11,830	12,786	11,114	11,740	11,946	12,650	13,076	13,138
'08 WE	9,266	9,416	10,144	9,218	9,932	9,850	8,684	8,932	8,992	9,390	9,148	8,648
'09 WD	12,780	13,446	13,676	14,968	14,702	15,056	14,630	14,526	11,694	13,354	14,244	13,582
'09 WE	8,564	9,292	10,046	10,600	10,936	11,004	10,960	10,326	8,834	9,664	9,952	10,078
'10 WD	13,250	13,450	14,334	13,520	12,890	13,904	14,032	14,328	13,614	14,246	14,394	13,906
'10 WE	8,602	9,524	10,366	10,458	10,000	10,876	10,120	10,480	10,298	10,498	9,124	8,768
'11 WD	13,772	13,776	14,314	15,176	15,548	16,272	16,442	16,590	15,824	16,254	15,066	14,802
'11 WE	8,672	9,292	10,308	10,820	11,076	12,496	11,798	12,242	12,048	11,852	9,960	10,676
'12 WD	13,918											
'12 WE	9,498											

Note: 'Weekday' defined as Monday-Friday, 'Weekend' defined as Saturday-Sunday

Weekday/Weekend Monthly Average Daily Traffic ('08-'12)



	Jan-08	Jan-09	Jan-10	Jan-11	Jan-12
Weekday	13,884	12,780	13,250	13,772	13,918
Weekend	9,266	8,564	8,602	8,672	9,498