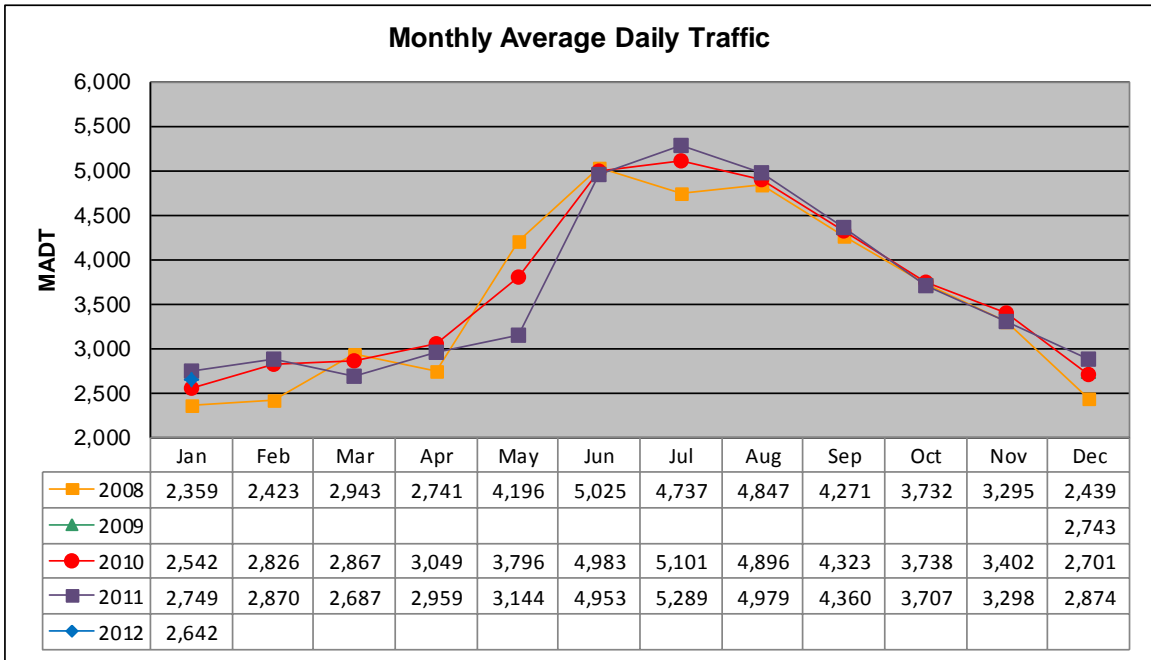


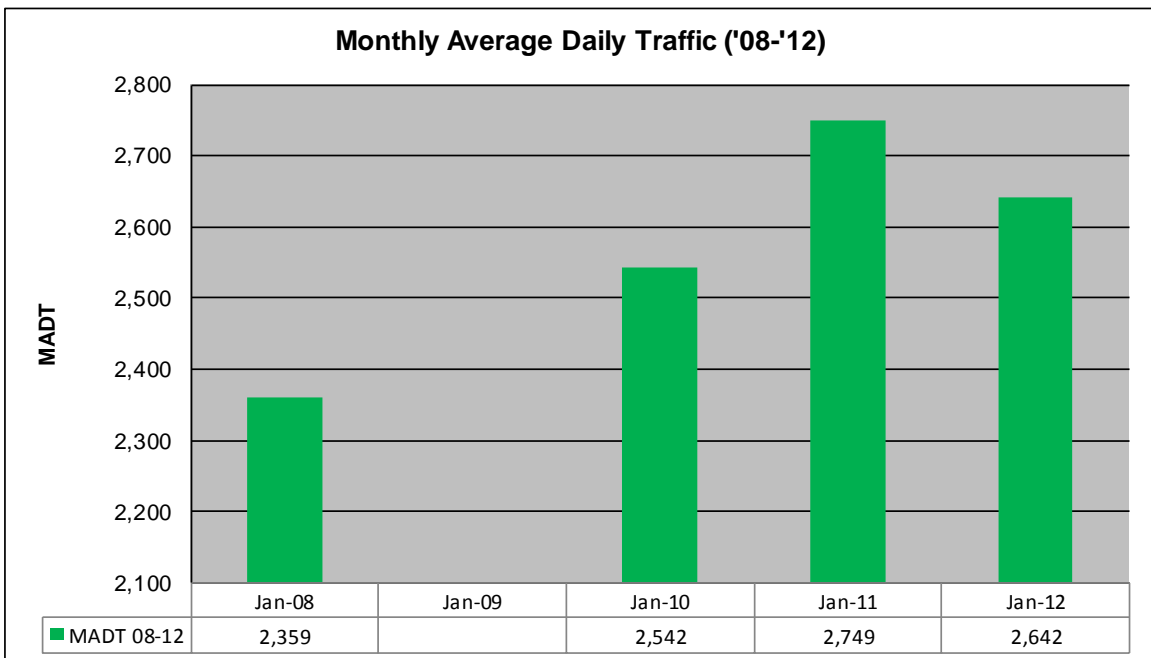
# MONTHLY REPORT, STATION NO. 211 (ATR)

## JANUARY 2012

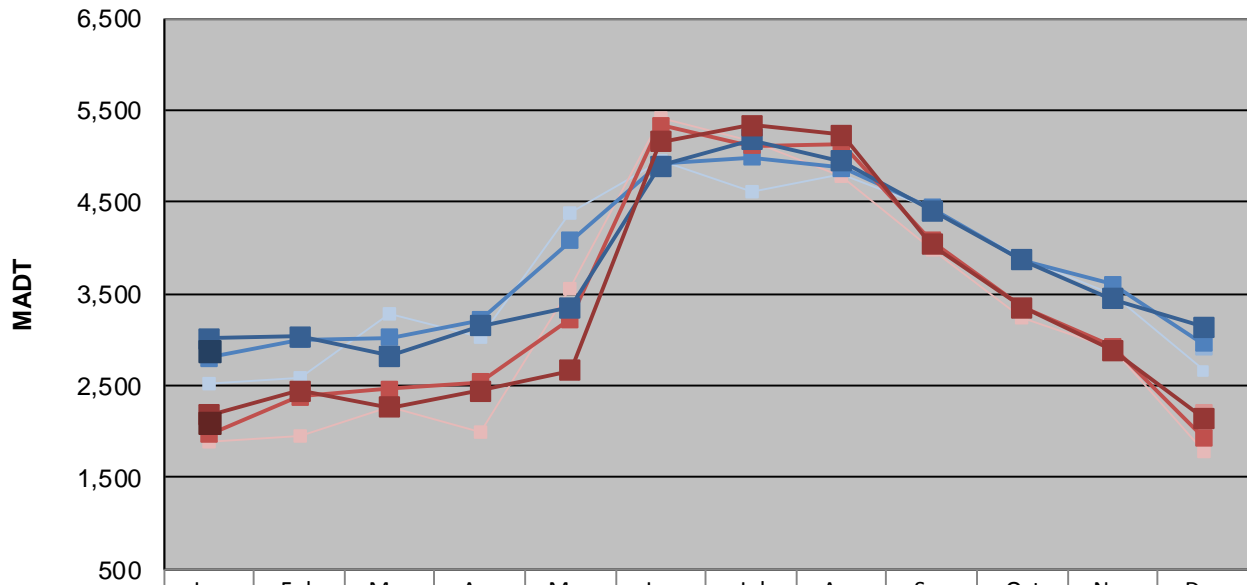
Station Measurement: VOLUME/SPEED/CLASS		
Route: TH 53	Route Direction: N/S	Lanes: 4
County: St Louis	Closest City: Virginia	
Functional Class: Rural Principal Arterial - Other		
Location: 1 MI NW OF CSAH65 (BISS RD), NW OF VIRGINIA		
Ref Post: 079+00.690	True Mile: 79.965	Sequence No. 6760
<b>Volume: 81,913</b>		<b>MADT: 2,642</b>
<b>Weekday (M-F) MADT: 2,872</b>		<b>Weekend (Sa-Su) MADT: 2,102</b>



Note: No data January to November 2009 due to sensors destroyed by construction



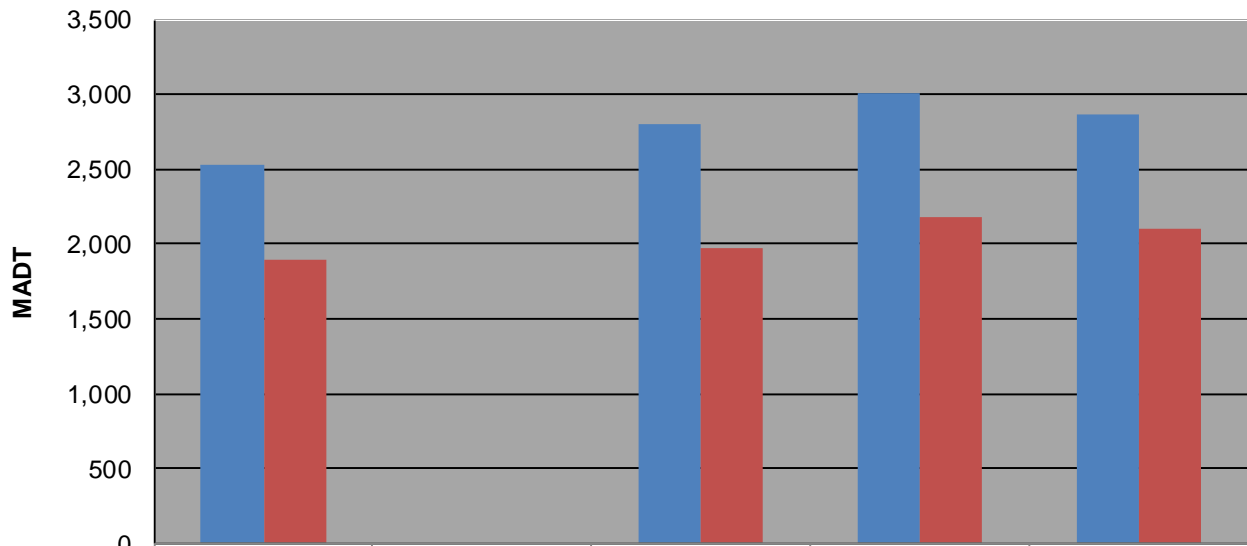
### Weekday (WD)/Weekend (WE) Monthly Average Daily Traffic



	Jan	Feb	Mar	Apr	May	Jun	Jul	Aug	Sep	Oct	Nov	Dec
'08 WD	2,532	2,590	3,276	3,022	4,378	4,948	4,614	4,806	4,412	3,884	3,488	2,666
'08 WE	1,896	1,942	2,274	1,994	3,562	5,420	5,164	4,784	3,970	3,250	2,910	1,788
'09 WD												2,926
'09 WE												2,200
'10 WD	2,806	3,006	3,022	3,212	4,080	4,914	4,988	4,868	4,438	3,866	3,602	2,964
'10 WE	1,972	2,378	2,468	2,538	3,220	5,340	5,110	5,132	4,074	3,354	2,930	1,938
'11 WD	3,008	3,030	2,828	3,148	3,348	4,892	5,180	4,948	4,410	3,872	3,448	3,144
'11 WE	2,184	2,448	2,266	2,446	2,666	5,156	5,330	5,234	4,042	3,354	2,890	2,144
'12 WD	2,872											
'12 WE	2,102											

Note: 'Weekday' defined as Monday-Friday, 'Weekend' defined as Saturday-Sunday

### Weekday/Weekend Monthly Average Daily Traffic ('08-'12)



	Jan-08	Jan-09	Jan-10	Jan-11	Jan-12
Weekday	2,532		2,806	3,008	2,872
Weekend	1,896		1,972	2,184	2,102