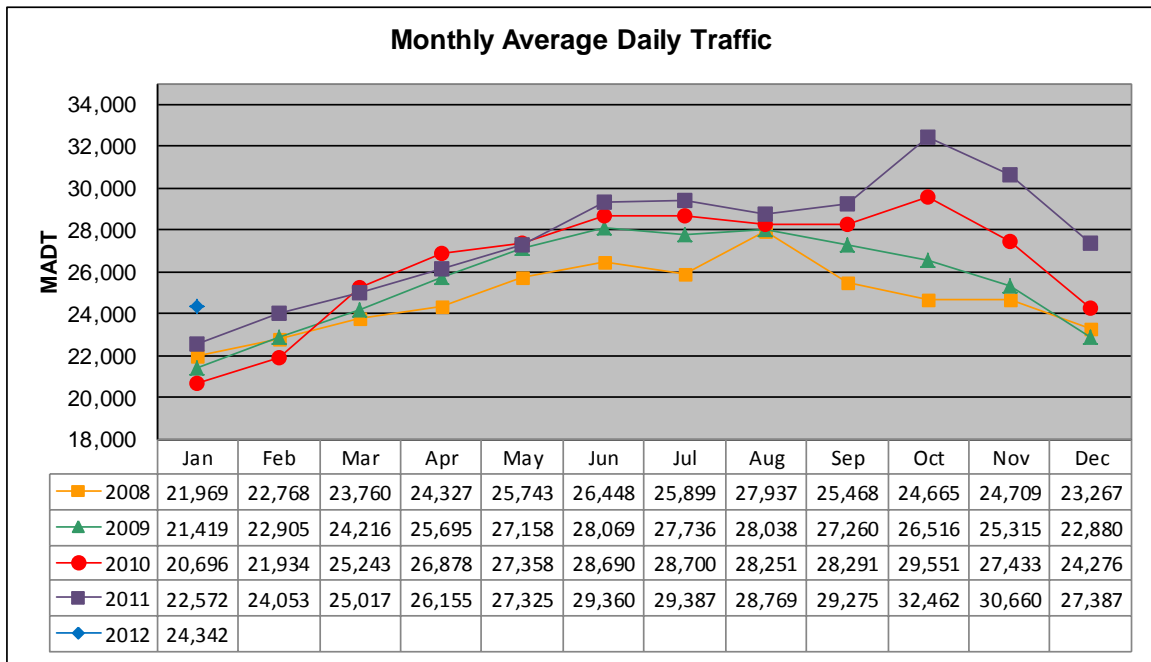


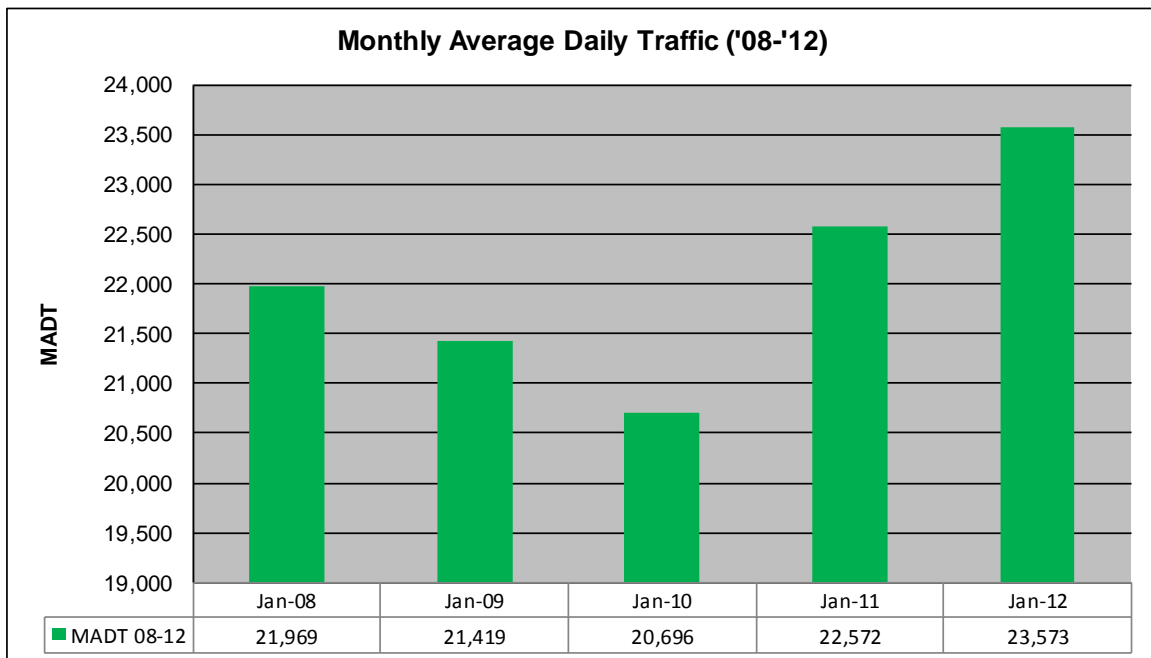
MONTHLY REPORT, STATION NO. 188 (ATR)

JANUARY 2012

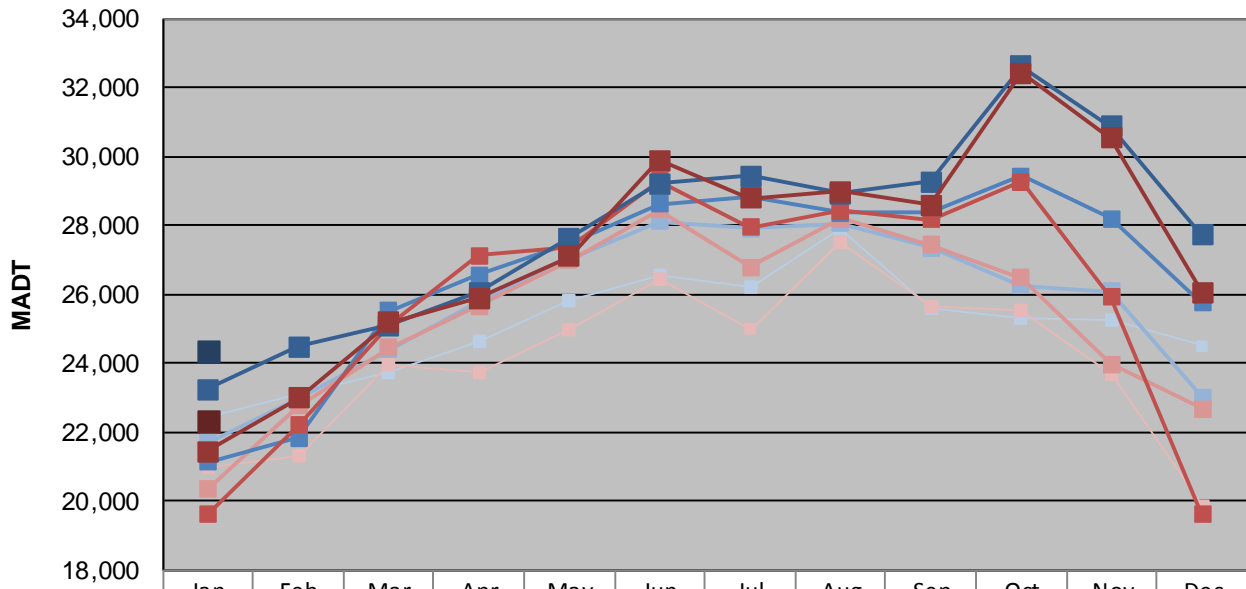
Station Measurement: VOLUME/SPEED/CLASS		
Route: TH 52	Route Direction: N/S	Lanes: 4
County: Olmsted	Closest City: Oronoco	
Functional Class: Rural Principal Arterial - Other		
Location: .25 MI N OF CSAH12 (100TH ST NW), S OF ORONOCO		
Ref Post: 061+00.860	True Mile: 62.245	Sequence No. 67740
Volume: 730,748		MADT: 23,573
Weekday (M-F) MADT: 24,342		Weekend (Sa-Su) MADT: 22,346



Note: Currently reports data from weigh-in-motion station #32 installed in 2008



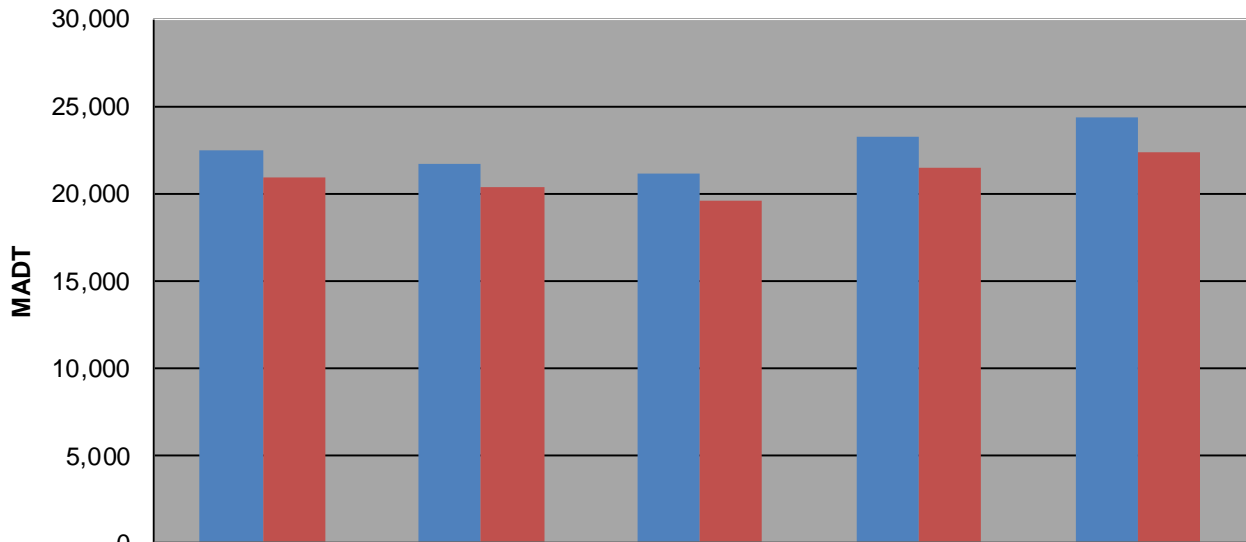
Weekday (WD)/Weekend (WE) Monthly Average Daily Traffic



	Jan	Feb	Mar	Apr	May	Jun	Jul	Aug	Sep	Oct	Nov	Dec
'08 WD	22,424	23,098	23,750	24,640	25,826	26,564	26,224	27,906	25,582	25,292	25,228	24,492
'08 WE	20,954	21,316	23,950	23,716	24,988	26,438	24,980	27,494	25,622	25,550	23,672	19,846
'09 WD	21,704	22,964	24,392	25,762	27,036	28,104	27,916	28,060	27,350	26,252	26,082	23,022
'09 WE	20,346	22,756	24,460	25,662	26,974	28,450	26,796	28,204	27,426	26,476	23,984	22,678
'10 WD	21,126	21,824	25,526	26,556	27,474	28,608	28,800	28,358	28,366	29,426	28,192	25,754
'10 WE	19,598	22,208	25,098	27,126	27,344	29,292	27,934	28,416	28,160	29,260	25,900	19,616
'11 WD	23,234	24,474	25,084	26,060	27,626	29,196	29,440	28,924	29,274	32,602	30,862	27,704
'11 WE	21,430	22,976	25,184	25,878	27,100	29,878	28,796	28,982	28,580	32,418	30,516	26,058
'12 WD	24,342											
'12 WE	22,346											

Note: 'Weekday' defined as Monday-Friday, 'Weekend' defined as Saturday-Sunday

Weekday/Weekend Monthly Average Daily Traffic ('08-'12)



	Jan-08	Jan-09	Jan-10	Jan-11	Jan-12
Weekday	22,424	21,704	21,126	23,234	24,342
Weekend	20,954	20,346	19,598	21,430	22,346