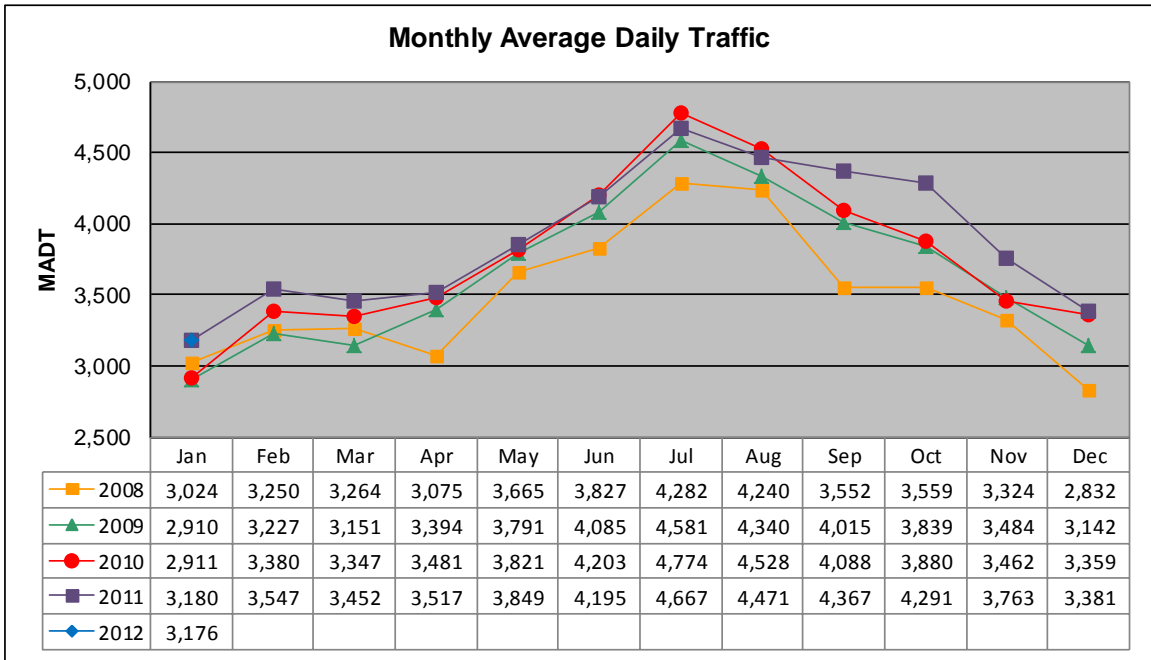


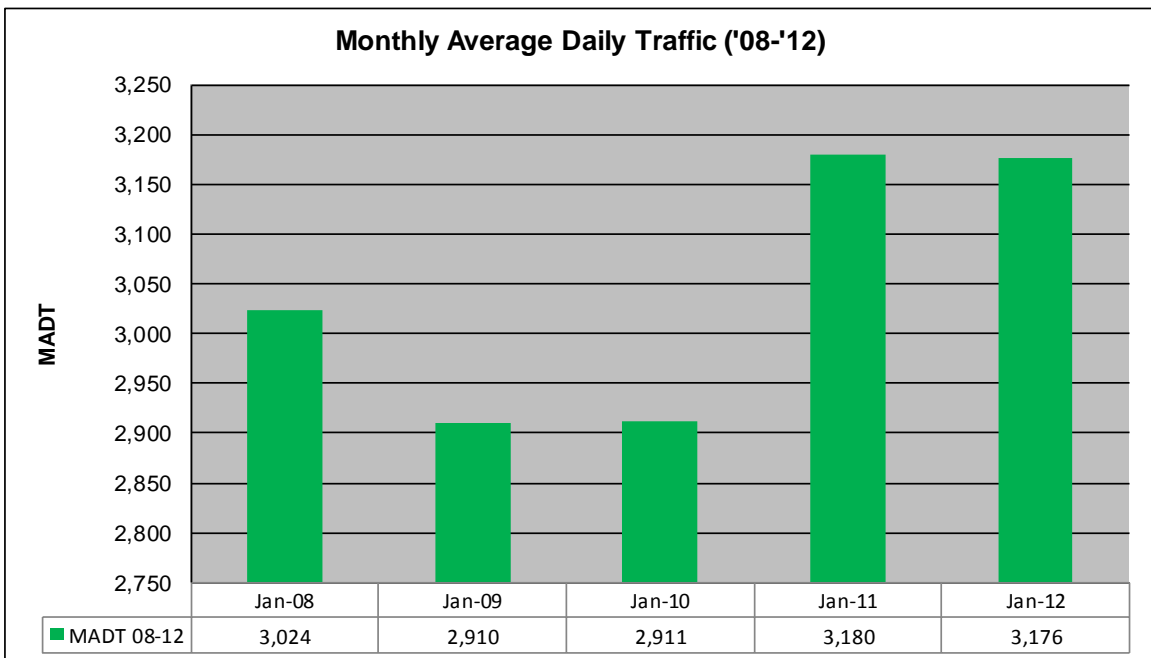
# MONTHLY REPORT, STATION NO. 170 (ATR)

## JANUARY 2012

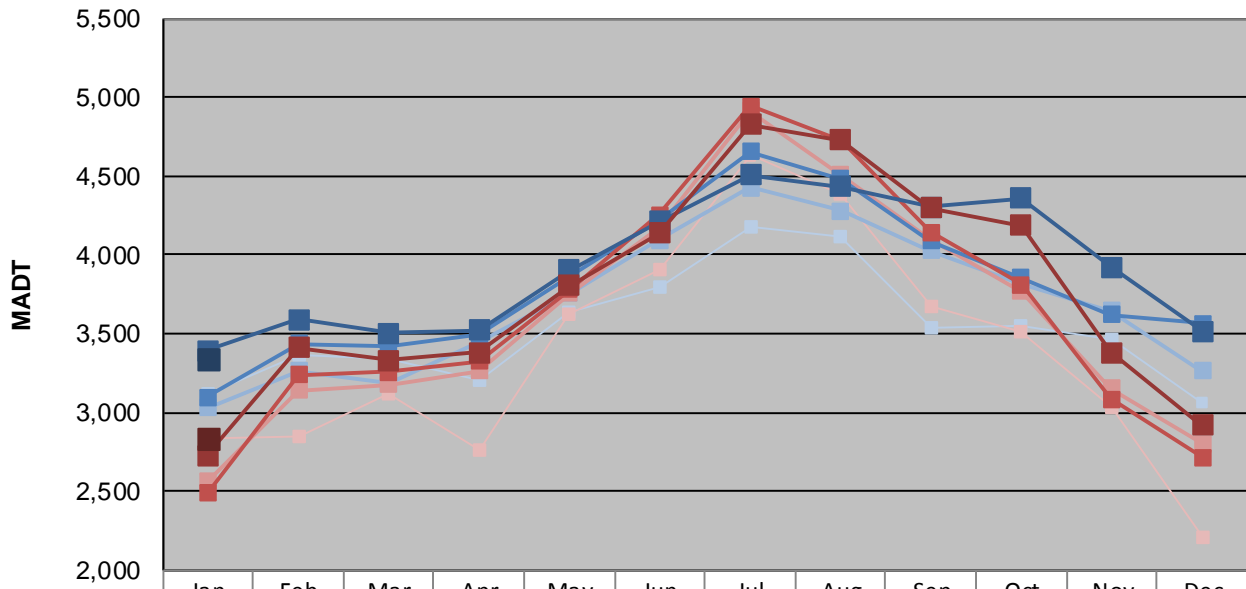
Station Measurement: VOLUME		
Route: TH 2	Route Direction: E/W	Lanes: 4
County: Clearwater		Closest City: Bagley
Functional Class: Rural Principal Arterial - Other		
Location: W OF CSAH20, W OF BAGLEY		
Ref Post: 083+00.956	True Mile: 83.397	Sequence No. 6725
<b>Volume: 98,452</b>		<b>MADT: 3,176</b>
<b>Weekday (M-F) MADT: 3,342</b>		<b>Weekend (Sa-Su) MADT: 2,840</b>



Note: Increase in traffic October 2011 due to hunting openers



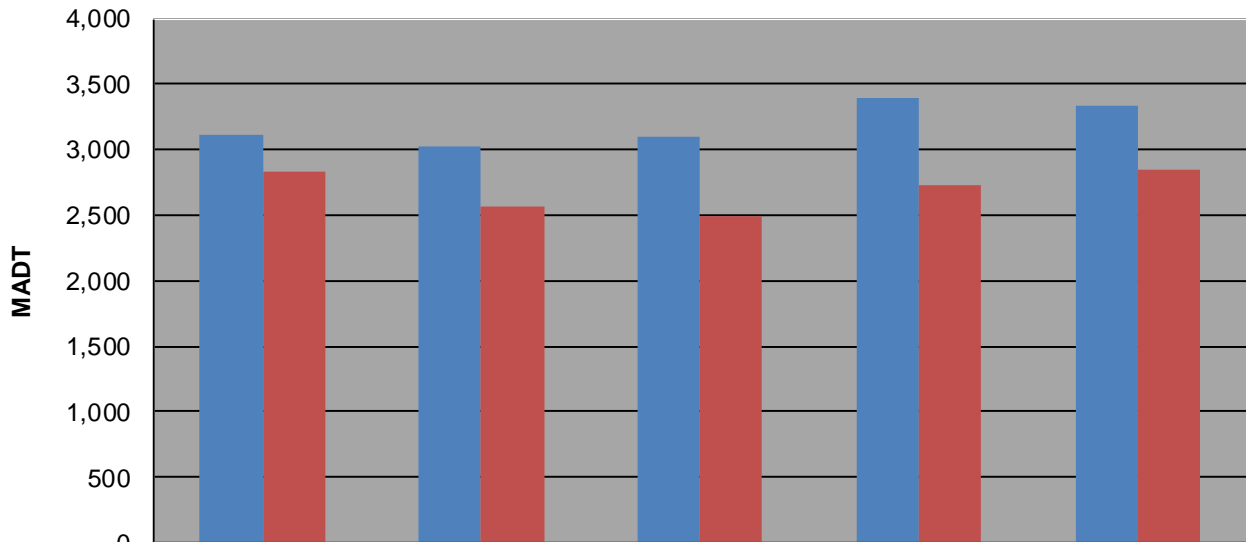
### Weekday (WD)/Weekend (WE) Monthly Average Daily Traffic



	Jan	Feb	Mar	Apr	May	Jun	Jul	Aug	Sep	Oct	Nov	Dec
'08 WD	3,116	3,370	3,344	3,204	3,638	3,798	4,178	4,112	3,540	3,544	3,468	3,060
'08 WE	2,832	2,846	3,120	2,762	3,618	3,902	4,632	4,388	3,676	3,518	3,034	2,202
'09 WD	3,026	3,262	3,186	3,446	3,758	4,094	4,428	4,278	4,026	3,818	3,646	3,264
'09 WE	2,560	3,142	3,174	3,262	3,758	4,170	4,912	4,506	4,100	3,766	3,150	2,804
'10 WD	3,096	3,436	3,416	3,492	3,864	4,218	4,654	4,482	4,088	3,852	3,618	3,566
'10 WE	2,486	3,240	3,258	3,322	3,778	4,254	4,944	4,730	4,146	3,808	3,084	2,714
'11 WD	3,392	3,592	3,502	3,524	3,902	4,214	4,508	4,430	4,304	4,356	3,922	3,516
'11 WE	2,730	3,408	3,330	3,382	3,804	4,138	4,826	4,726	4,298	4,188	3,378	2,920
'12 WD	3,342											
'12 WE	2,840											

Note: 'Weekday' defined as Monday-Friday, 'Weekend' defined as Saturday-Sunday

### Weekday/Weekend Monthly Average Daily Traffic ('08-'12)



	Jan-08	Jan-09	Jan-10	Jan-11	Jan-12
Weekday	3,116	3,026	3,096	3,392	3,342
Weekend	2,832	2,560	2,486	2,730	2,840