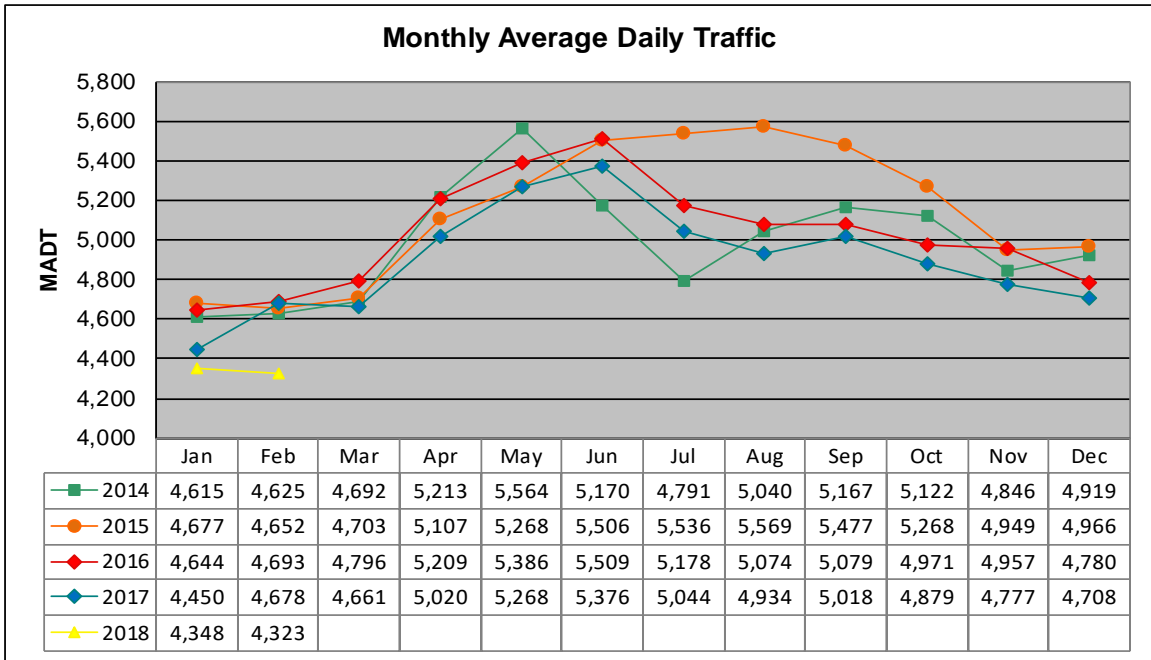


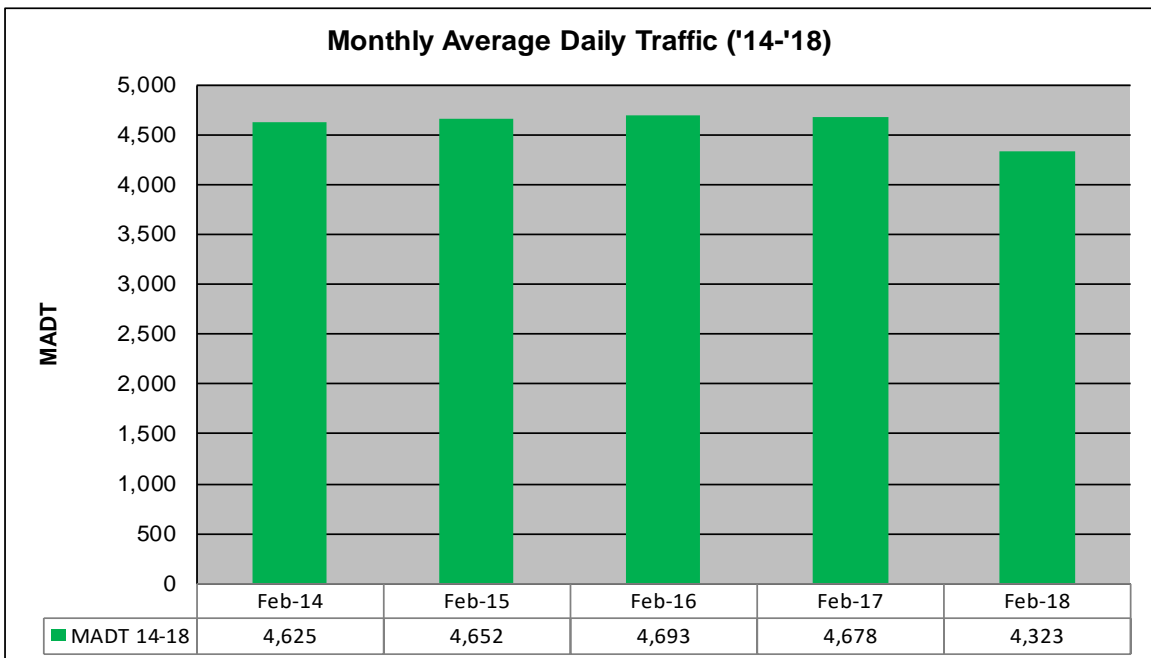
MONTHLY REPORT, STATION NO. 460 (ATR)

FEBRUARY 2018

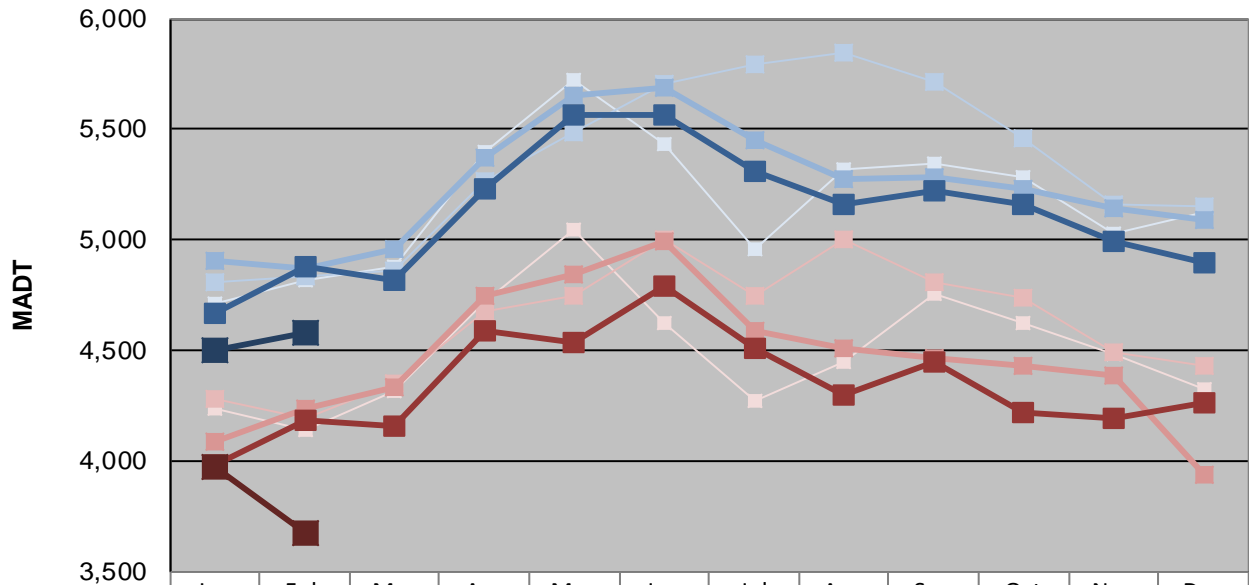
Station Measurement: VOLUME		
Route: MSAS 128	Route Direction: E/W	Lanes: 2
County: Dakota		Closest City: Hastings
Functional Class: Urban Collector		
Location: W OF MSAS122 (PINE ST) IN HASTINGS		
Ref Post: 000+00.840	True Mile: 0.84	Sequence No. 9909
Volume: 121,046		MADT: 4,323
Weekday (M-F) MADT: 4,584		Weekend (Sa-Su) MADT: 3,670



Note: Decrease in traffic June/July 2014 due to construction on MSAS 128



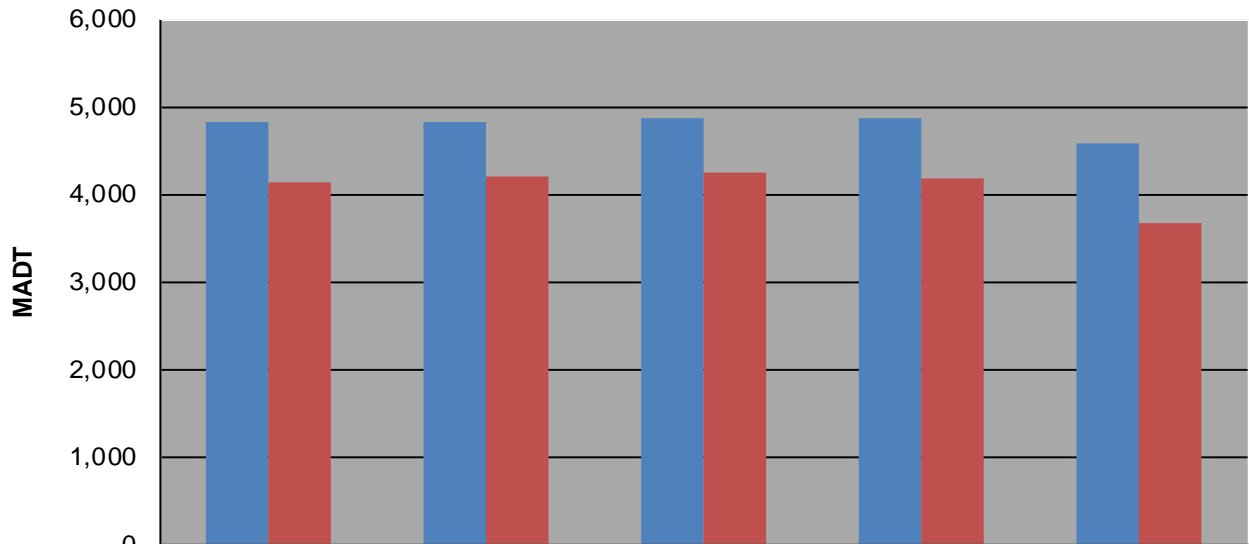
Weekday (WD)/Weekend (WE) Monthly Average Daily Traffic



	Jan	Feb	Mar	Apr	May	Jun	Jul	Aug	Sep	Oct	Nov	Dec
'14 WD	4,710	4,818	4,878	5,400	5,720	5,434	4,958	5,316	5,342	5,282	5,026	5,128
'14 WE	4,238	4,144	4,320	4,718	5,048	4,628	4,274	4,444	4,752	4,622	4,486	4,328
'15 WD	4,812	4,834	4,866	5,262	5,490	5,702	5,794	5,848	5,718	5,460	5,164	5,148
'15 WE	4,284	4,196	4,350	4,676	4,750	5,006	4,748	5,006	4,810	4,736	4,492	4,430
'16 WD	4,908	4,874	4,960	5,368	5,650	5,686	5,450	5,276	5,284	5,230	5,142	5,094
'16 WE	4,088	4,238	4,338	4,748	4,842	4,996	4,586	4,508	4,466	4,432	4,384	3,938
'17 WD	4,668	4,876	4,822	5,234	5,564	5,564	5,310	5,158	5,224	5,162	4,996	4,896
'17 WE	3,984	4,184	4,162	4,592	4,536	4,790	4,508	4,298	4,448	4,218	4,194	4,262
'18 WD	4,498	4,584										
'18 WE	3,970	3,670										

Note: 'Weekday' defined as Monday-Friday, 'Weekend' defined as Saturday-Sunday

Weekday/Weekend Monthly Average Daily Traffic ('14-'18)



	Feb-14	Feb-15	Feb-16	Feb-17	Feb-18
Weekday	4,818	4,834	4,874	4,876	4,584
Weekend	4,144	4,196	4,238	4,184	3,670