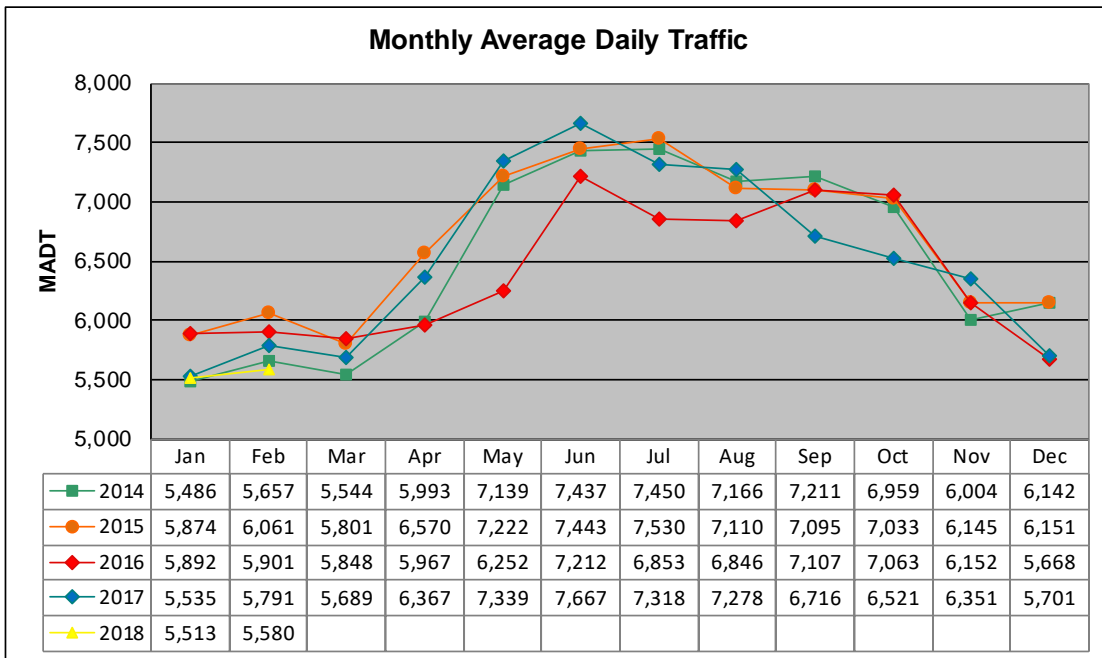


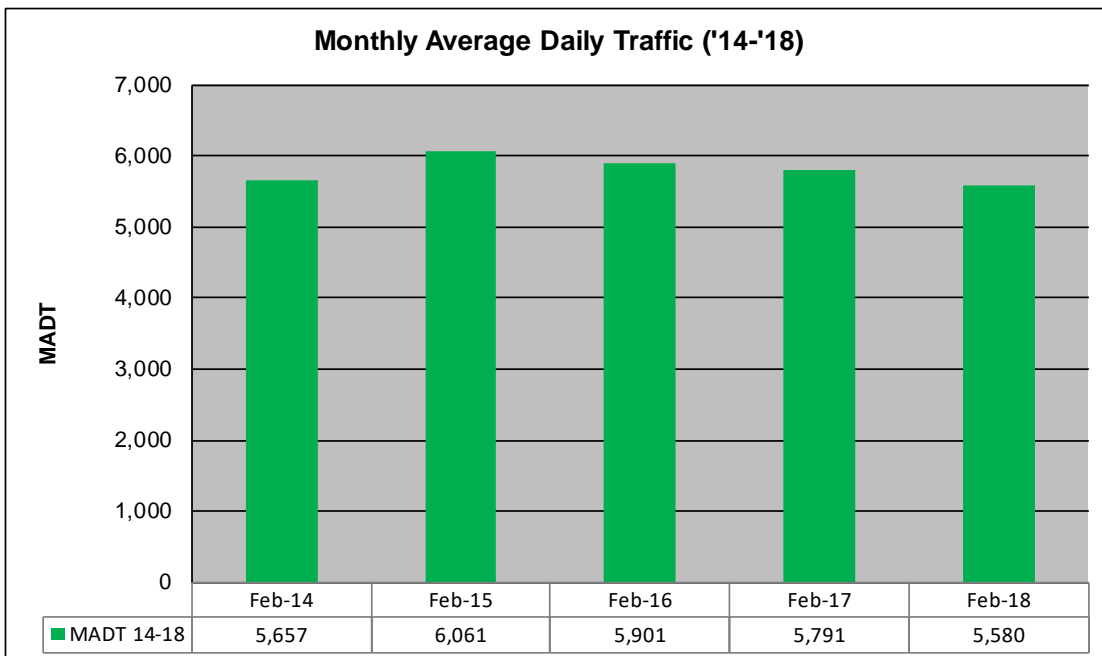
# MONTHLY REPORT, STATION NO. 386 (ATR)

## FEBRUARY 2018

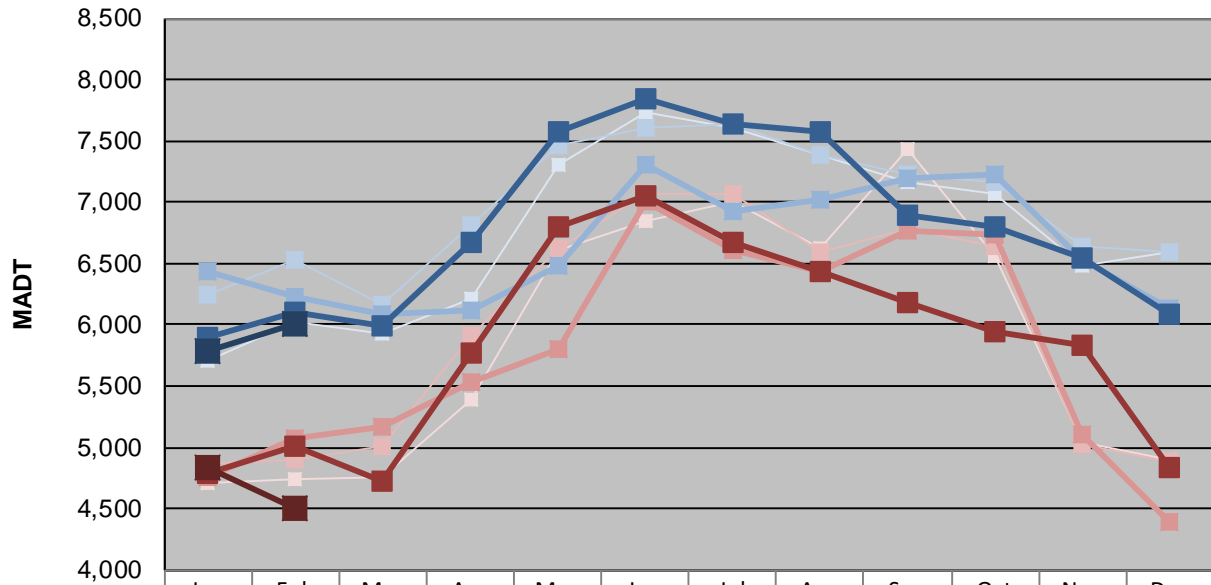
Station Measurement: VOLUME/SPEED/CLASS		
Route: TH 97	Route Direction: N/S	Lanes: 2
County: Washington		Closest City: Scandia
Functional Class: Rural Minor Arterial		
Location: E OF CSAH1 (LOFTON AVE N) IN SCANDIA		
Ref Post: 008+00.844	True Mile: 8.807	Sequence No. 9875
<b>Volume: 156,237</b>		<b>MADT: 5,580</b>
<b>Weekday (M-F) MADT: 6,014</b>		<b>Weekend (Sa-Su) MADT: 4,496</b>



Note: Decrease in traffic April to June 2016 and September/October 2017 due to construction on TH 97



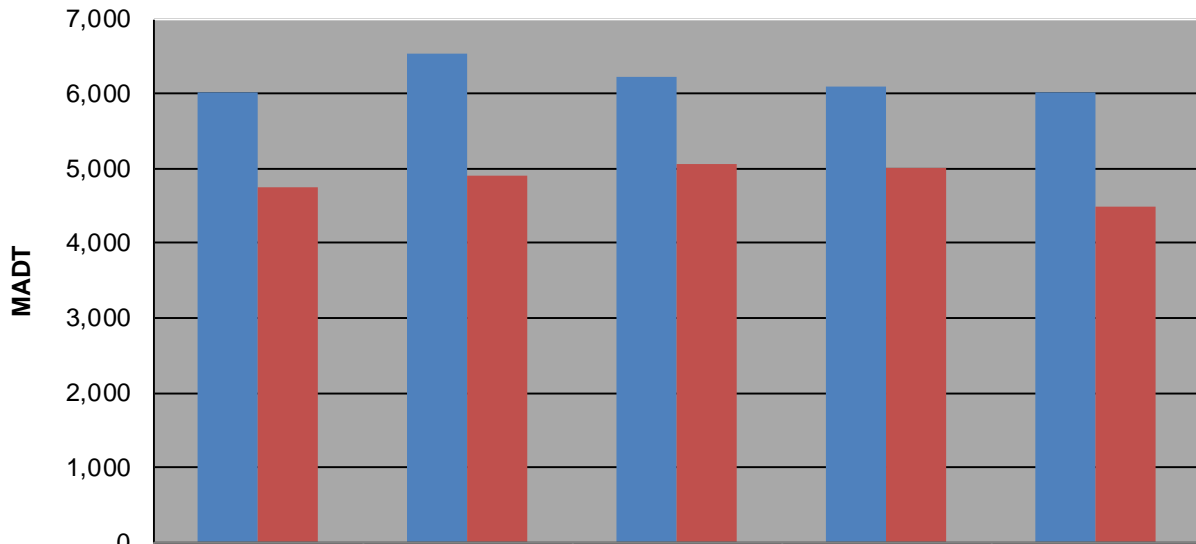
### Weekday (WD)/Weekend (WE) Monthly Average Daily Traffic



	Jan	Feb	Mar	Apr	May	Jun	Jul	Aug	Sep	Oct	Nov	Dec
'14 WD	5,700	6,022	5,930	6,212	7,308	7,728	7,602	7,380	7,164	7,072	6,488	6,586
'14 WE	4,712	4,744	4,760	5,386	6,608	6,844	7,004	6,626	7,426	6,558	5,034	4,904
'15 WD	6,244	6,526	6,164	6,810	7,464	7,608	7,642	7,378	7,224	7,158	6,646	6,598
'15 WE	4,868	4,900	5,010	5,910	6,620	7,074	7,068	6,594	6,784	6,638	5,026	4,886
'16 WD	6,432	6,228	6,086	6,112	6,478	7,310	6,932	7,014	7,188	7,228	6,528	6,136
'16 WE	4,760	5,068	5,170	5,534	5,808	6,998	6,602	6,434	6,768	6,734	5,102	4,396
'17 WD	5,896	6,102	5,998	6,666	7,580	7,852	7,644	7,576	6,896	6,794	6,540	6,086
'17 WE	4,784	5,014	4,724	5,770	6,804	7,048	6,666	6,434	6,180	5,940	5,838	4,830
'18 WD	5,780	6,014										
'18 WE	4,840	4,496										

Note: 'Weekday' defined as Monday-Friday, 'Weekend' defined as Saturday-Sunday

### Weekday/Weekend Monthly Average Daily Traffic ('14-'18)



	Feb-14	Feb-15	Feb-16	Feb-17	Feb-18
Weekday	6,022	6,526	6,228	6,102	6,014
Weekend	4,744	4,900	5,068	5,014	4,496