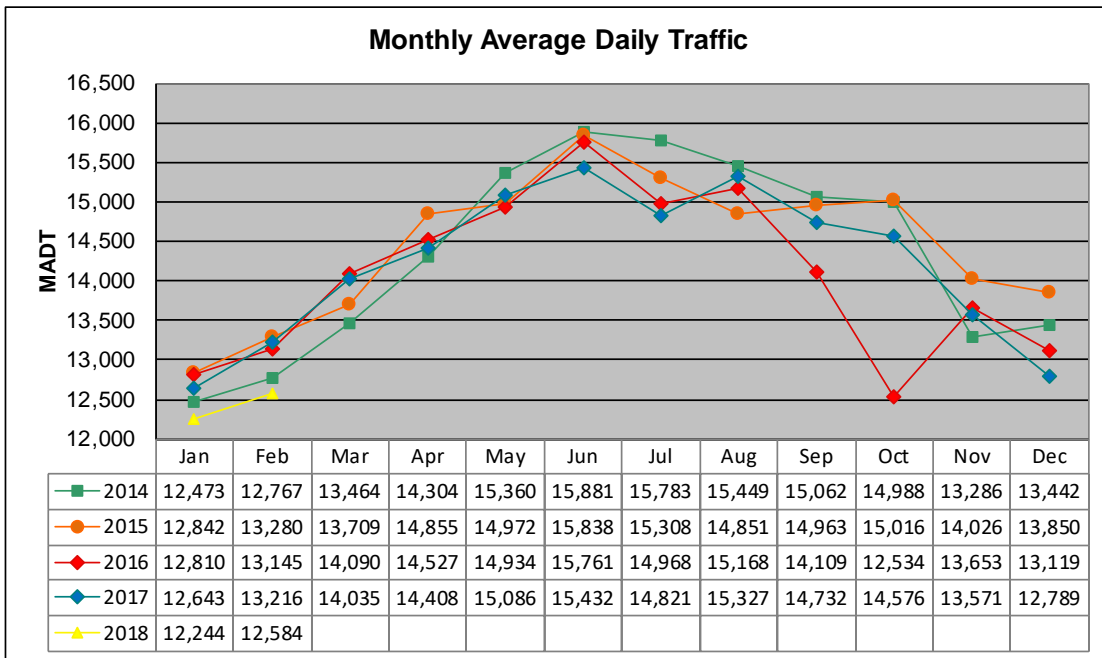


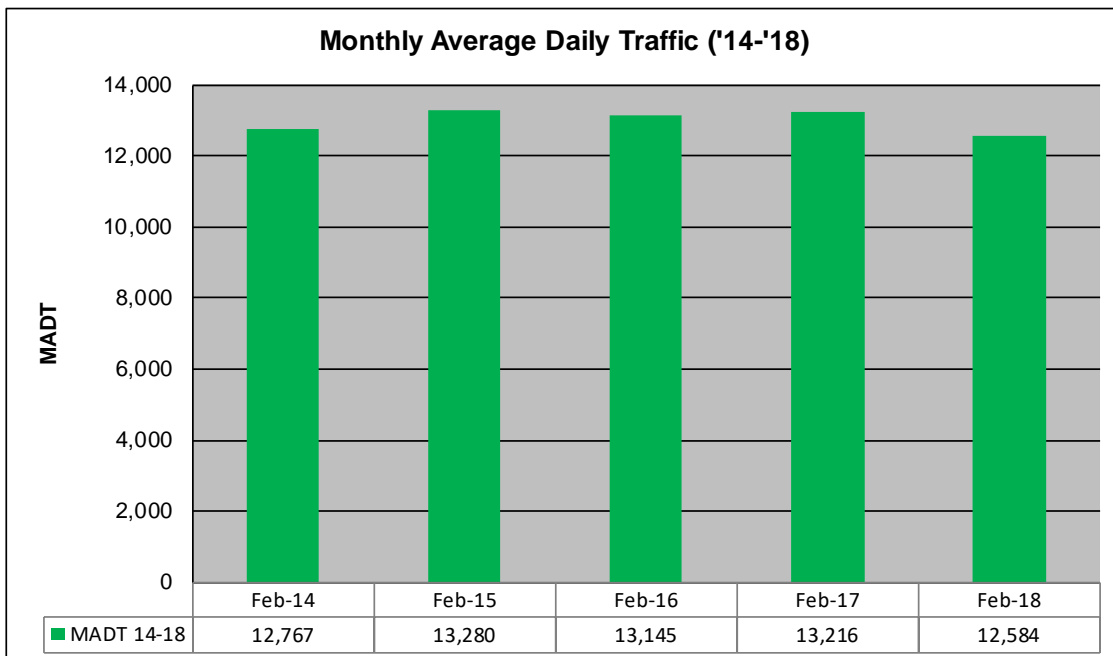
MONTHLY REPORT, STATION NO. 351 (ATR)

FEBRUARY 2018

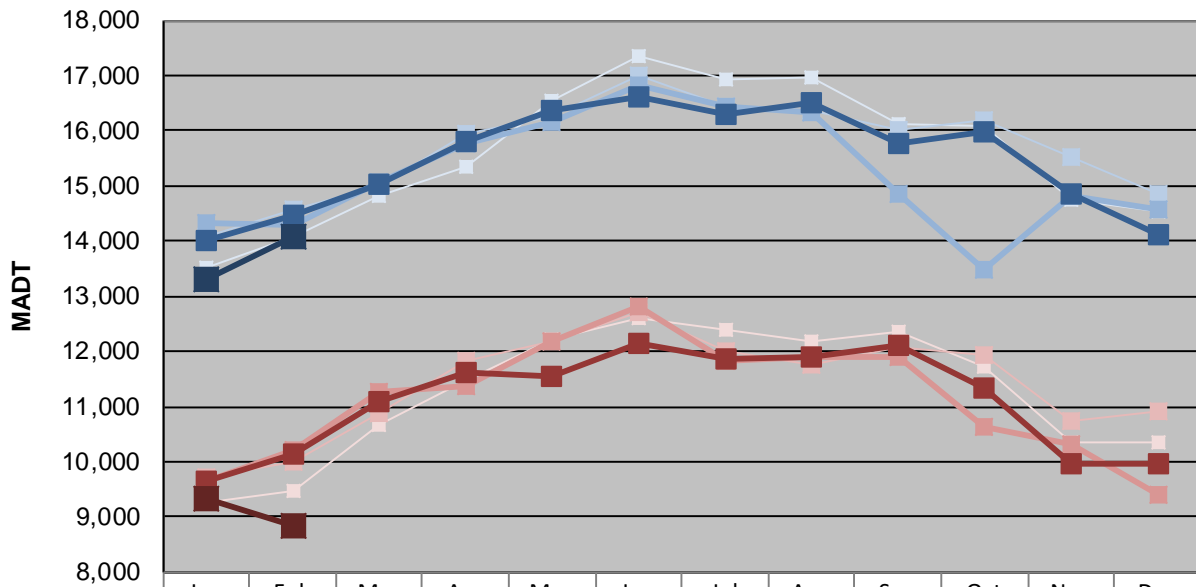
Station Measurement: VOLUME		
Route: TH 12	Route Direction: E/W	Lanes: 2
County: Hennepin		Closest City: Independence
Functional Class: Rural Principal Arterial - Other		
Location: W OF CSAH92 IN INDEPENDENCE		
Ref Post: 142+00.839	True Mile: 142.285	Sequence No. 6789
Volume: 352,360		MADT: 12,584
Weekday (M-F) MADT: 14,080		Weekend (Sa-Su) MADT: 8,844



Note: Decrease in traffic September/October 2016 due to construction on TH 12



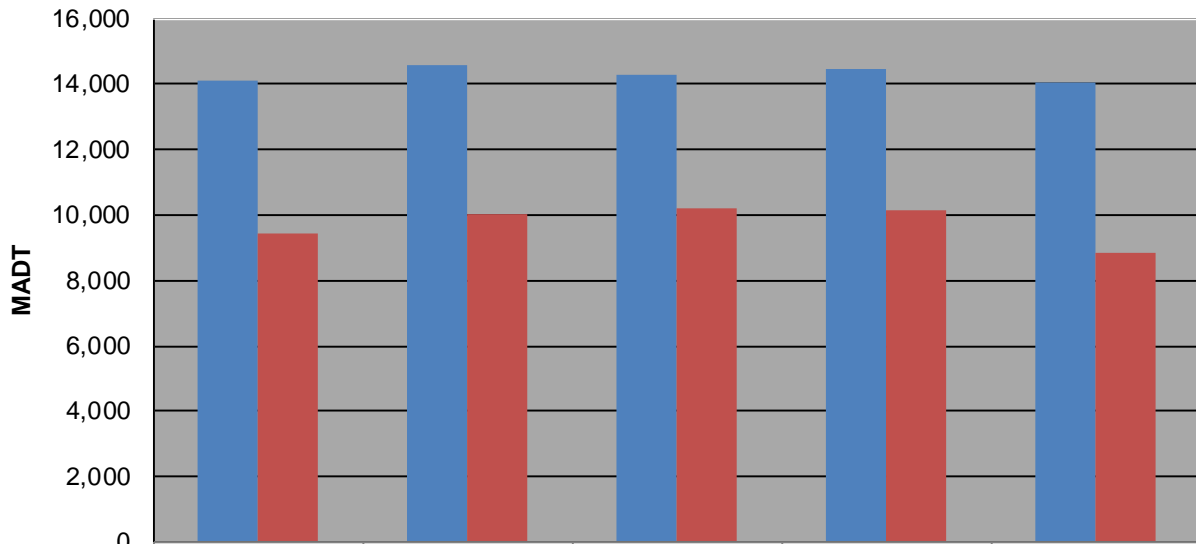
Weekday (WD)/Weekend (WE) Monthly Average Daily Traffic



	Jan	Feb	Mar	Apr	May	Jun	Jul	Aug	Sep	Oct	Nov	Dec
'14 WD	13,532	14,088	14,826	15,334	16,550	17,358	16,922	16,980	16,108	16,086	14,746	14,522
'14 WE	9,256	9,466	10,676	11,464	12,208	12,596	12,378	12,180	12,368	11,724	10,366	10,362
'15 WD	14,072	14,588	14,984	15,940	16,248	17,016	16,426	16,354	16,010	16,198	15,524	14,868
'15 WE	9,720	10,010	10,892	11,840	12,184	12,692	12,006	11,742	12,062	11,926	10,744	10,918
'16 WD	14,342	14,306	15,072	15,770	16,168	16,812	16,434	16,334	14,844	13,476	14,830	14,558
'16 WE	9,654	10,214	11,280	11,382	12,172	12,808	11,814	11,890	11,894	10,642	10,316	9,412
'17 WD	14,010	14,450	15,026	15,800	16,374	16,600	16,280	16,502	15,770	15,966	14,858	14,098
'17 WE	9,636	10,134	11,074	11,624	11,540	12,132	11,856	11,896	12,118	11,344	9,974	9,966
'18 WD	13,310	14,080										
'18 WE	9,346	8,844										

Note: 'Weekday' defined as Monday-Friday, 'Weekend' defined as Saturday-Sunday

Weekday/Weekend Monthly Average Daily Traffic ('14-'18)



	Feb-14	Feb-15	Feb-16	Feb-17	Feb-18
Weekday	14,088	14,588	14,306	14,450	14,080
Weekend	9,466	10,010	10,214	10,134	8,844