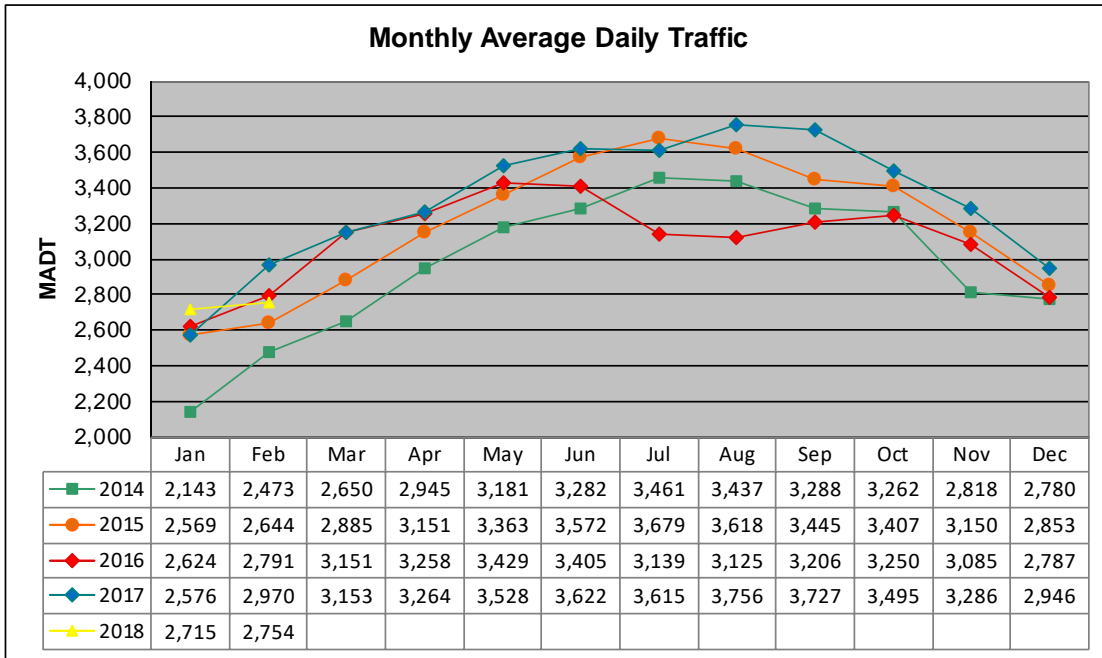


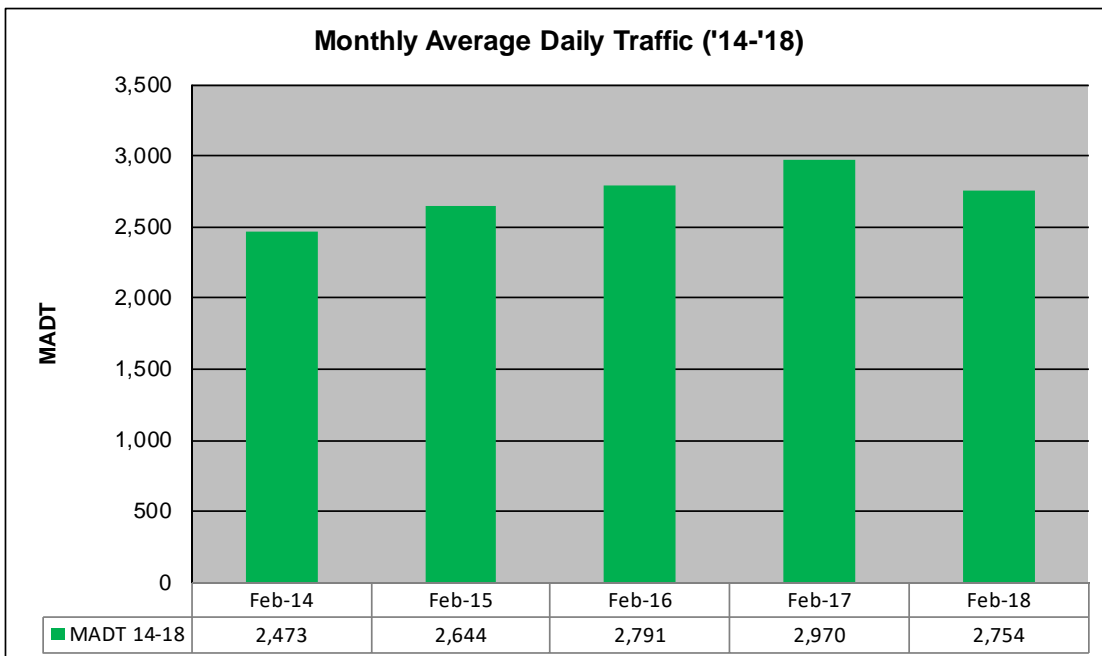
MONTHLY REPORT, STATION NO. 34 (WIM)

FEBRUARY 2018

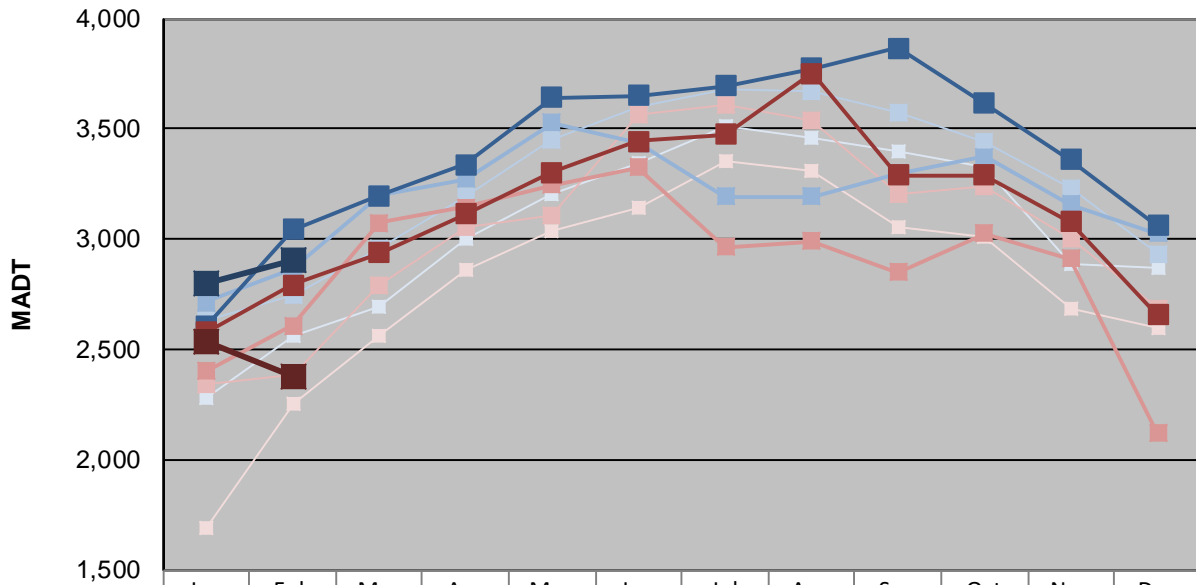
Station Measurement: VOLUME/SPEED/CLASS/WEIGHT		
Route: TH 23	Route Direction: N/S	Lanes: 2
County: Chippewa		Closest City: Clara City
Functional Class: Rural Principal Arterial - Other		
Location: 1.1 MI NE OF CR3 (80TH AVE SE), SW OF CLARA CITY		
Ref Post: 122+00.100	True Mile: 116.91	Sequence No. 797
Volume: 77,105		MADT: 2,754
Weekday (M-F) MADT: 2,906		Weekend (Sa-Su) MADT: 2,374



Note: Decrease in traffic July/August 2016 due to construction on TH 23



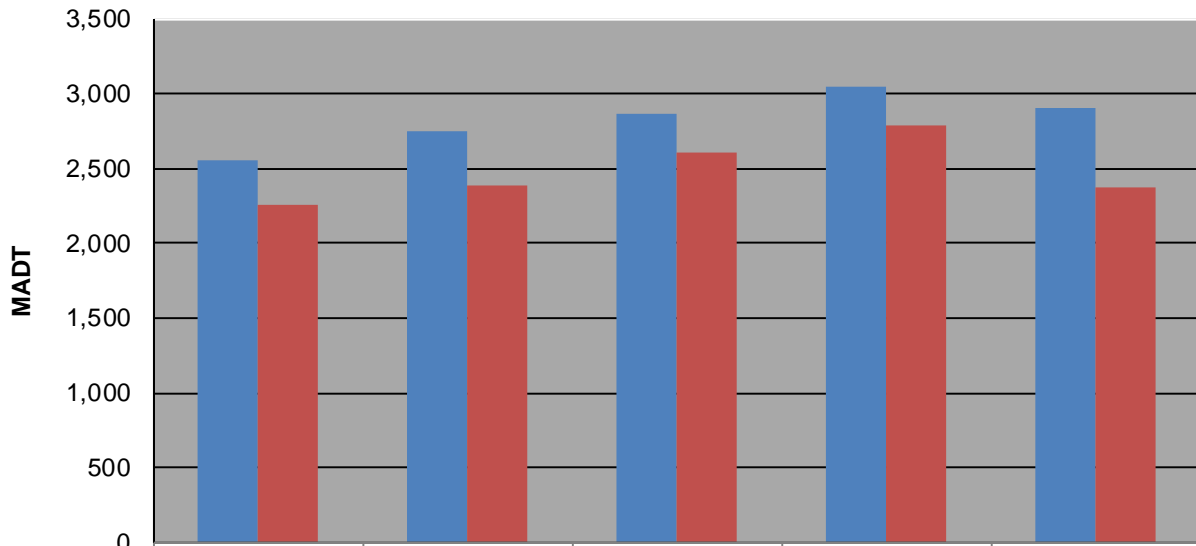
Weekday (WD)/Weekend (WE) Monthly Average Daily Traffic



	Jan	Feb	Mar	Apr	May	Jun	Jul	Aug	Sep	Oct	Nov	Dec
'14 WD	2,284	2,560	2,698	3,000	3,208	3,348	3,510	3,464	3,398	3,328	2,884	2,874
'14 WE	1,692	2,256	2,564	2,860	3,038	3,146	3,354	3,306	3,052	3,014	2,686	2,594
'15 WD	2,634	2,746	2,962	3,198	3,450	3,600	3,678	3,670	3,570	3,444	3,234	2,930
'15 WE	2,340	2,390	2,794	3,052	3,112	3,564	3,606	3,536	3,206	3,236	3,006	2,690
'16 WD	2,714	2,870	3,202	3,272	3,530	3,436	3,194	3,194	3,300	3,376	3,160	3,028
'16 WE	2,400	2,610	3,074	3,146	3,248	3,324	2,964	2,992	2,850	3,026	2,910	2,122
'17 WD	2,606	3,042	3,200	3,340	3,644	3,650	3,694	3,776	3,868	3,614	3,362	3,062
'17 WE	2,578	2,792	2,940	3,114	3,304	3,444	3,476	3,752	3,292	3,290	3,078	2,656
'18 WD	2,800	2,906										
'18 WE	2,536	2,374										

Note: 'Weekday' defined as Monday-Friday, 'Weekend' defined as Saturday-Sunday

Weekday/Weekend Monthly Average Daily Traffic ('14-'18)



	Feb-14	Feb-15	Feb-16	Feb-17	Feb-18
Weekday	2,560	2,746	2,870	3,042	2,906
Weekend	2,256	2,390	2,610	2,792	2,374