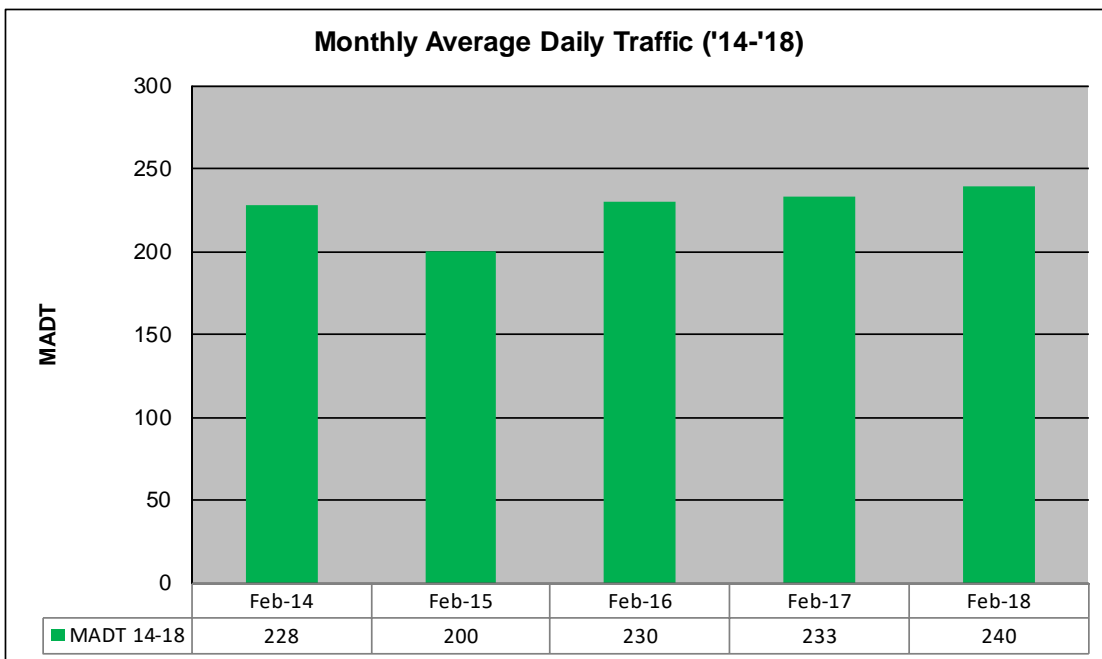
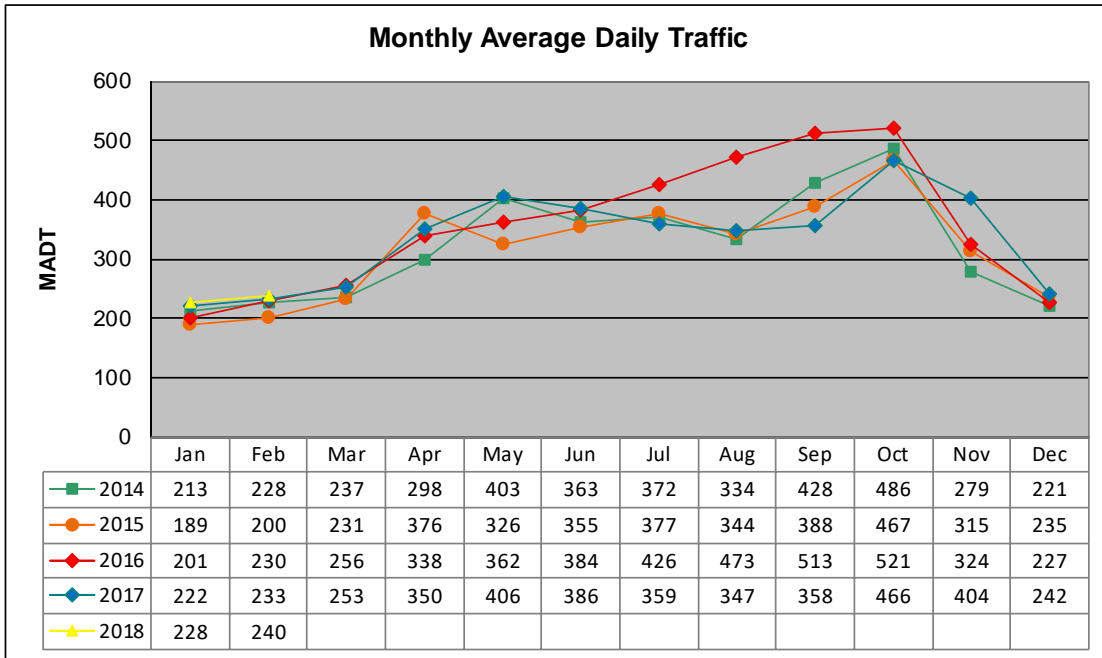


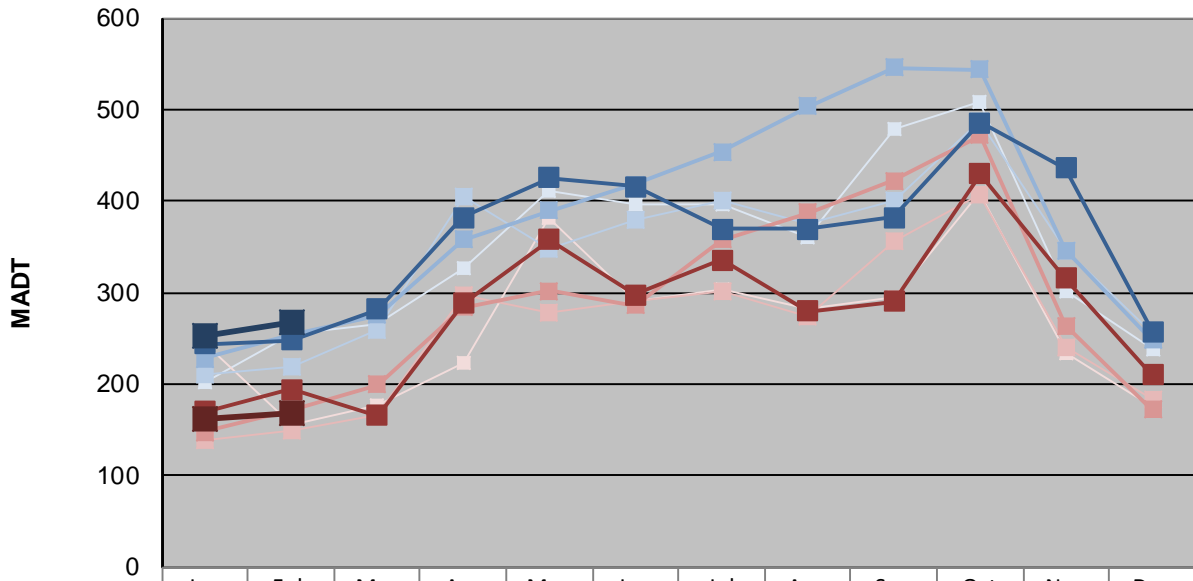
# MONTHLY REPORT, STATION NO. 232 (ATR)

## FEBRUARY 2018

Station Measurement: VOLUME/SPEED/CLASS		
Route: CSAH 11	Route Direction: N/S	Lanes: 2
County: Grant	Closest City: Norcross	
Functional Class: Rural Major Collector		
Location: .6 MI S OF CSAH12, NE OF NORCROSS		
Ref Post: 007+00.750	True Mile: 7.75	Sequence No. 18370
<b>Volume: 6,713</b>		<b>MADT: 240</b>
<b>Weekday (M-F) MADT: 268</b>		<b>Weekend (Sa-Su) MADT: 168</b>



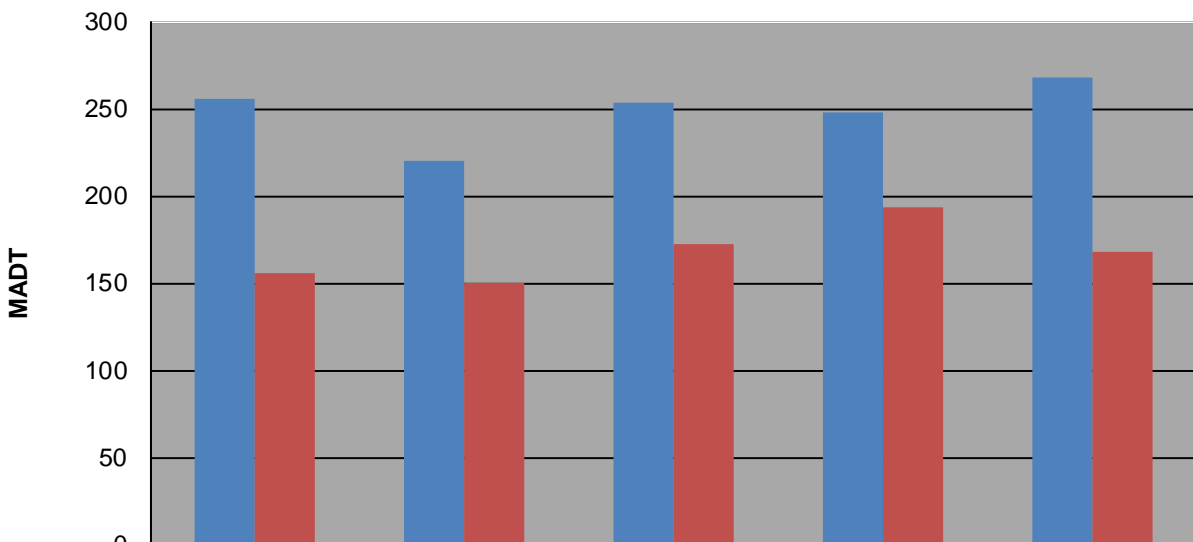
### Weekday (WD)/Weekend (WE) Monthly Average Daily Traffic



	Jan	Feb	Mar	Apr	May	Jun	Jul	Aug	Sep	Oct	Nov	Dec
'14 WD	202	256	266	326	412	396	396	360	478	508	302	238
'14 WE	244	156	176	224	382	290	304	282	296	410	234	174
'15 WD	210	220	260	404	348	380	400	376	400	488	346	256
'15 WE	138	150	166	298	278	290	302	274	356	406	240	184
'16 WD	228	254	276	358	390	418	454	504	546	544	346	248
'16 WE	148	172	200	284	302	286	358	388	422	472	264	172
'17 WD	244	248	282	382	426	416	370	370	382	486	436	258
'17 WE	170	194	166	288	358	298	336	280	290	430	316	210
'18 WD	252	268										
'18 WE	162	168										

Note: 'Weekday' defined as Monday-Friday, 'Weekend' defined as Saturday-Sunday

### Weekday/Weekend Monthly Average Daily Traffic ('14-'18)



	Feb-14	Feb-15	Feb-16	Feb-17	Feb-18
Weekday	256	220	254	248	268
Weekend	156	150	172	194	168