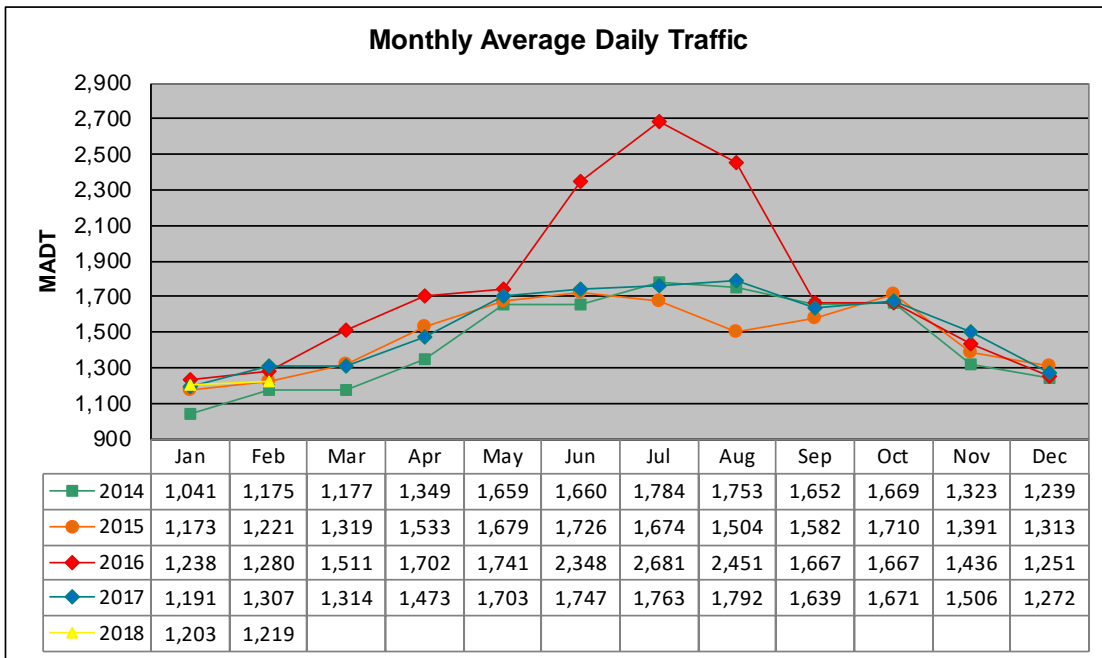


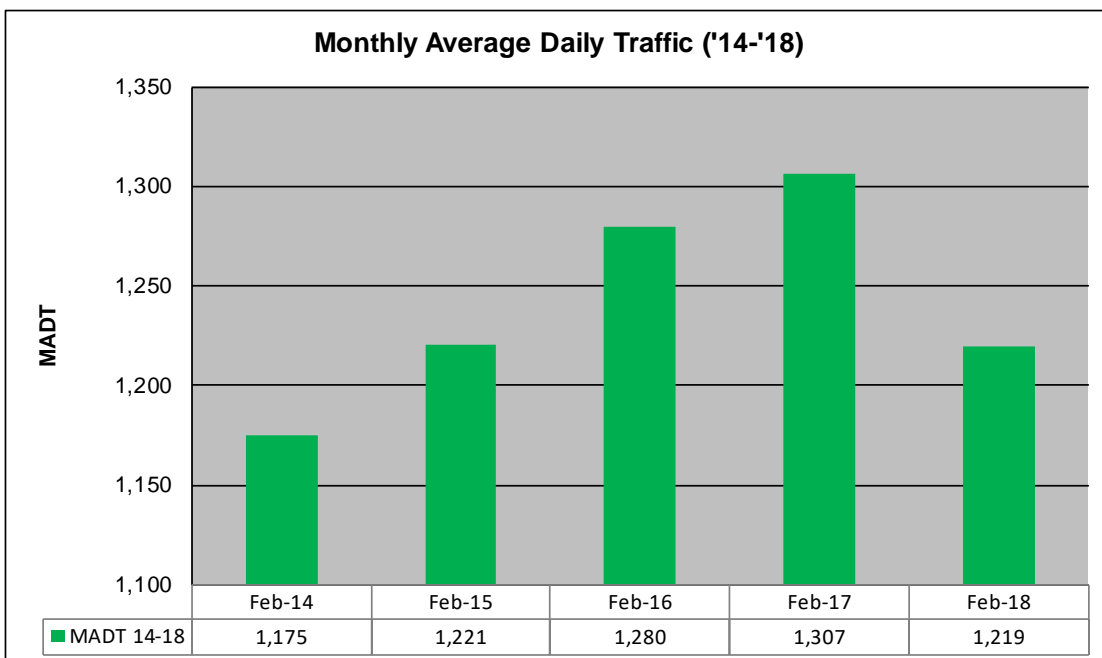
# MONTHLY REPORT, STATION NO. 199 (ATR)

## FEBRUARY 2018

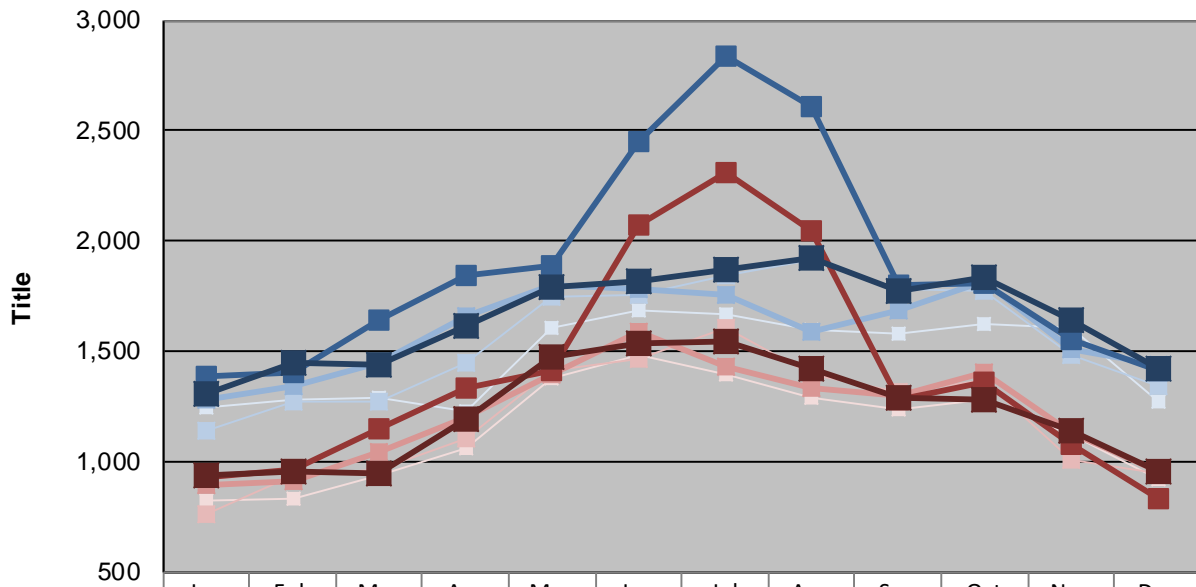
Station Measurement: VOLUME/SPEED/CLASS		
Route: TH 75	Route Direction: N/S	Lanes: 2
County: Pipestone		Closest City: Pipestone
Functional Class: Rural Minor Arterial		
Location: .5 MI S OF CSAH7 (151ST ST), N OF PIPESTONE		
Ref Post: 040+00.540	True Mile: 39.447	Sequence No. 6745
<b>Volume: 34,139</b>		<b>MADT: 1,219</b>
<b>Weekday (M-F) MADT: 1,362</b>		<b>Weekend (Sa-Su) MADT: 864</b>



Note: Increase in traffic October 2014 due to hunting openers and May to August 2016 due to detour



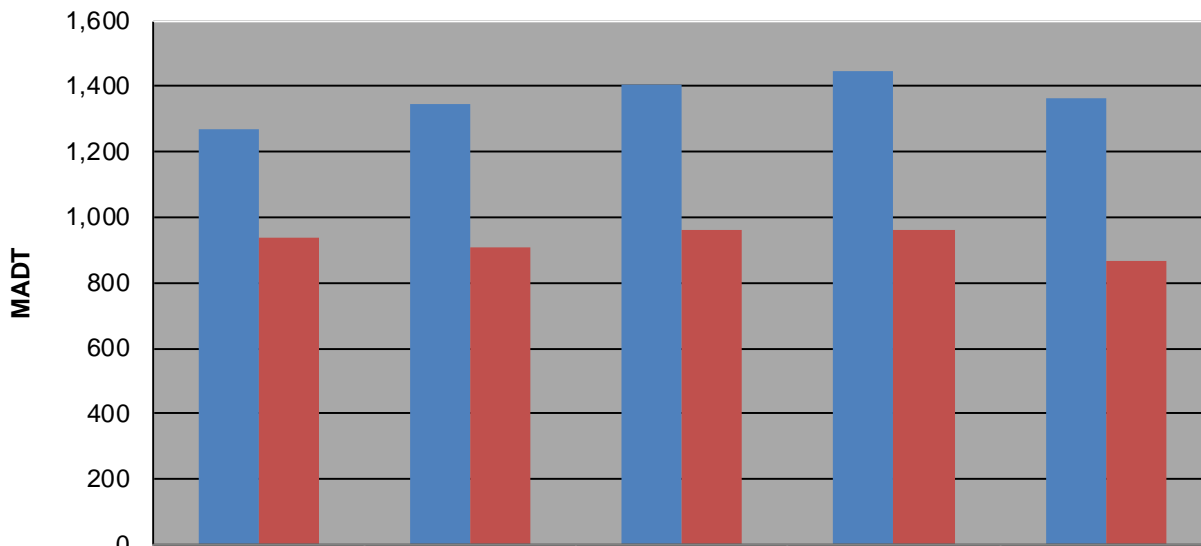
**Weekday (WD)/Weekend (WE) Monthly Average Daily Traffic**



	Jan	Feb	Mar	Apr	May	Jun	Jul	Aug	Sep	Oct	Nov	Dec
'13 WD	1,244	1,282	1,286	1,232	1,608	1,682	1,664	1,594	1,582	1,628	1,604	1,272
'13 WE	826	836	942	1,062	1,382	1,482	1,396	1,288	1,234	1,282	1,120	920
'14 WD	1,138	1,270	1,276	1,444	1,744	1,752	1,844	1,912	1,782	1,772	1,482	1,346
'14 WE	758	936	966	1,104	1,410	1,464	1,604	1,392	1,320	1,366	1,006	944
'15 WD	1,284	1,346	1,444	1,656	1,804	1,780	1,754	1,590	1,684	1,816	1,508	1,440
'15 WE	890	910	1,042	1,204	1,398	1,590	1,428	1,332	1,300	1,406	1,134	958
'16 WD	1,386	1,404	1,640	1,846	1,888	2,454	2,842	2,606	1,798	1,810	1,558	1,410
'16 WE	928	962	1,152	1,338	1,414	2,074	2,312	2,050	1,284	1,364	1,076	834
'17 WD	1,306	1,446	1,440	1,612	1,794	1,816	1,868	1,926	1,774	1,838	1,640	1,422
'17 WE	934	960	948	1,194	1,474	1,538	1,546	1,418	1,288	1,284	1,142	958

Note: 'Weekday' defined as Monday-Friday, 'Weekend' defined as Saturday-Sunday

**Weekday/Weekend Monthly Average Daily Traffic ('14-'18)**



	Feb-14	Feb-15	Feb-16	Feb-17	Feb-18
Weekday	1,270	1,346	1,404	1,446	1,362
Weekend	936	910	962	960	864