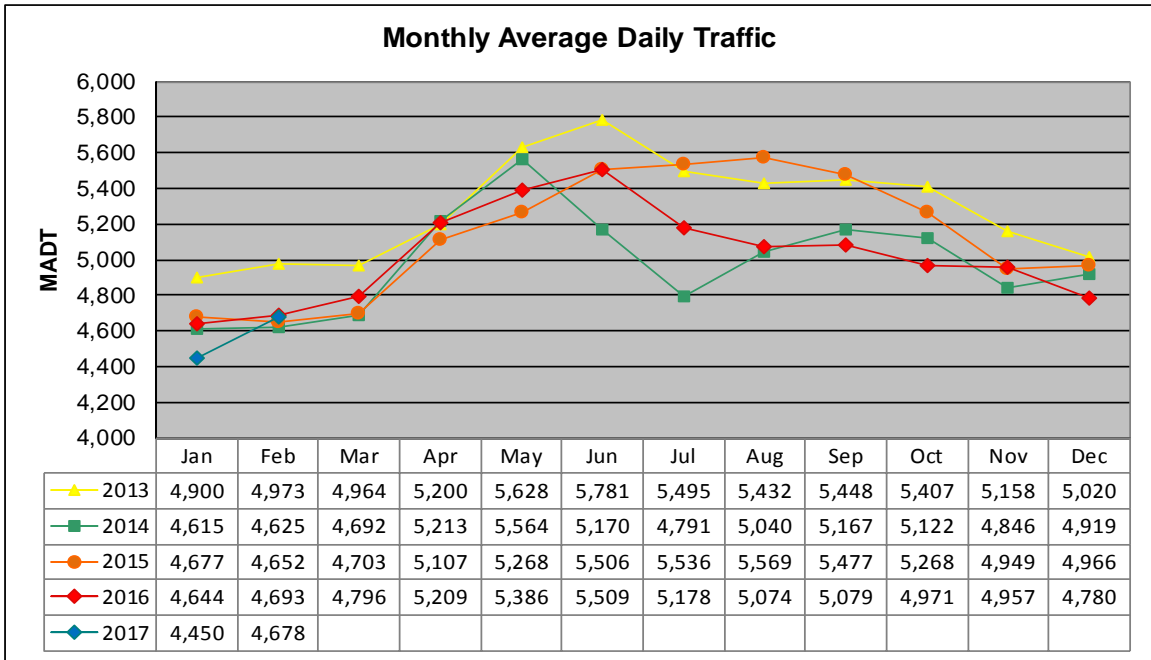


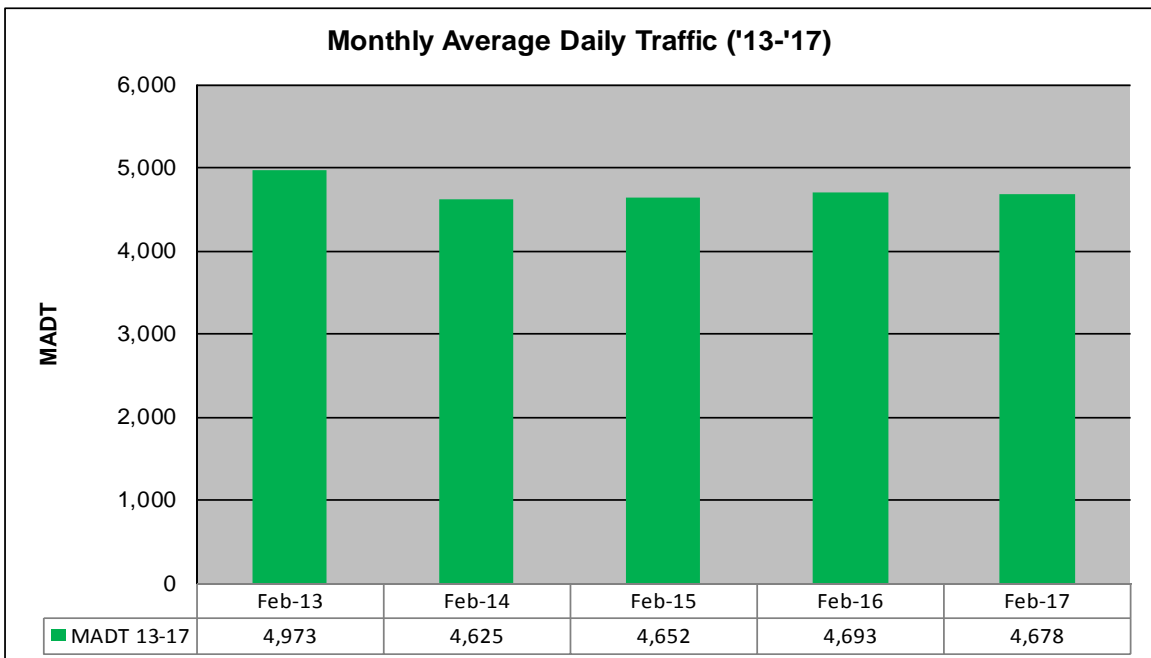
MONTHLY REPORT, STATION NO. 460 (ATR)

FEBRUARY 2017

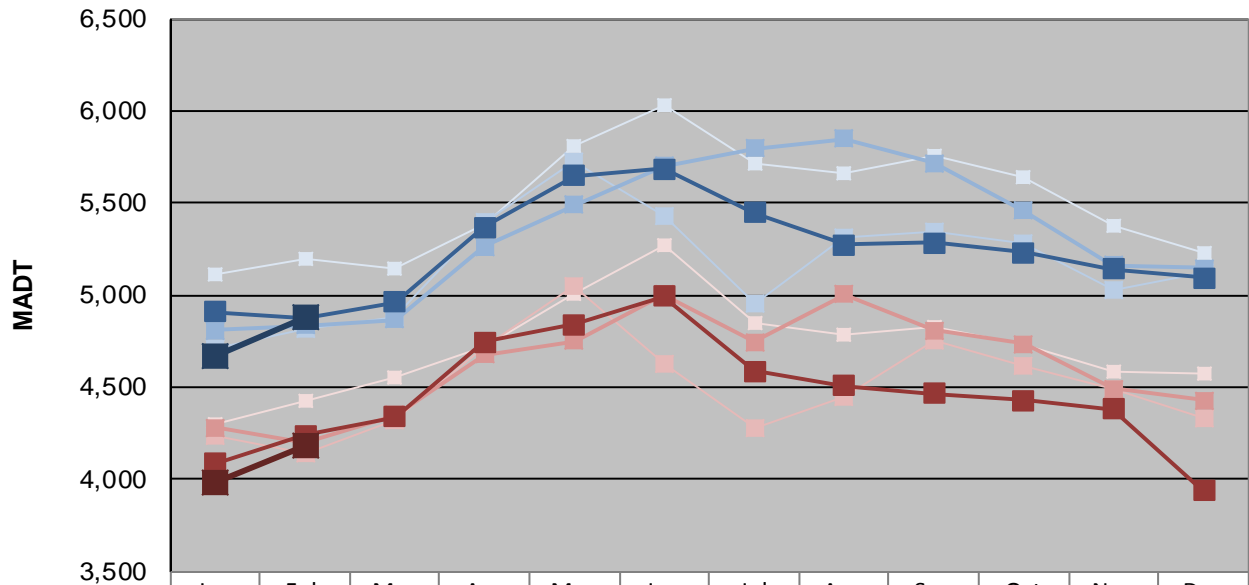
Station Measurement: VOLUME		
Route: MSAS 128	Route Direction: E/W	Lanes: 2
County: Dakota	Closest City: Hastings	
Functional Class: Urban Collector		
Location: W OF MSAS122 (PINE ST) IN HASTINGS		
Ref Post: 000+00.840	True Mile: 0.84	Sequence No. 9909
Volume: 130,990		MADT: 4,678
Weekday (M-F) MADT: 4,876		Weekend (Sa-Su) MADT: 4,184



Note: Decrease in traffic June/July 2014 due to construction on MSAS 128



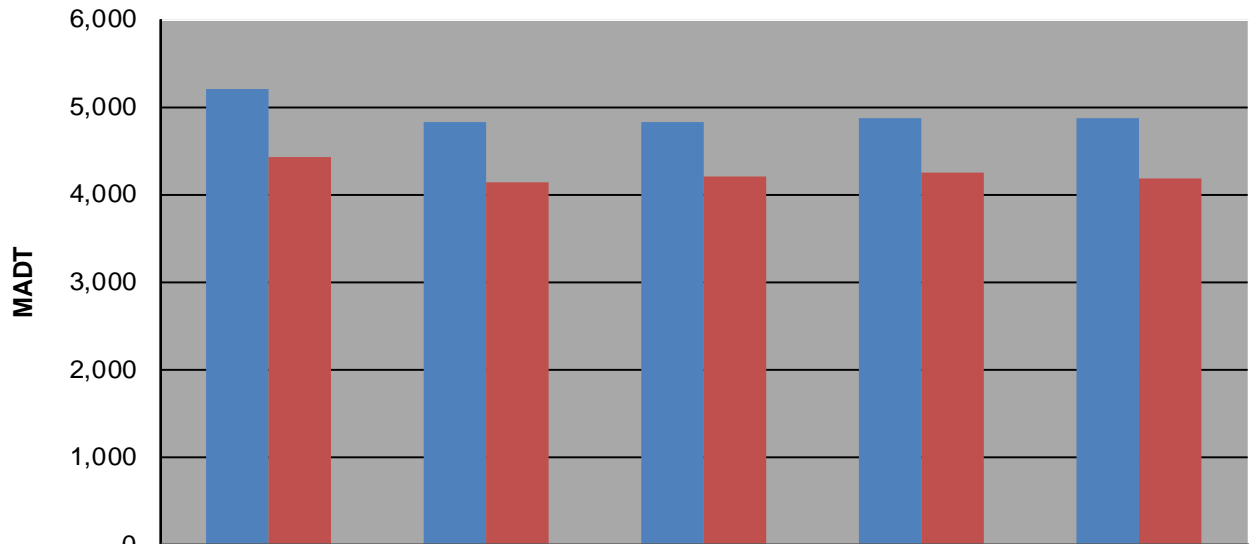
Weekday (WD)/Weekend (WE) Monthly Average Daily Traffic



	Jan	Feb	Mar	Apr	May	Jun	Jul	Aug	Sep	Oct	Nov	Dec
'13 WD	5,116	5,192	5,144	5,382	5,810	6,034	5,718	5,666	5,760	5,644	5,376	5,232
'13 WE	4,304	4,428	4,554	4,726	5,012	5,276	4,848	4,790	4,824	4,738	4,582	4,576
'14 WD	4,710	4,818	4,878	5,400	5,720	5,434	4,958	5,316	5,342	5,282	5,026	5,128
'14 WE	4,238	4,144	4,320	4,718	5,048	4,628	4,274	4,444	4,752	4,622	4,486	4,328
'15 WD	4,812	4,834	4,866	5,262	5,490	5,702	5,794	5,848	5,718	5,460	5,164	5,148
'15 WE	4,284	4,196	4,350	4,676	4,750	5,006	4,748	5,006	4,810	4,736	4,492	4,430
'16 WD	4,908	4,874	4,960	5,368	5,650	5,686	5,450	5,276	5,284	5,230	5,142	5,094
'16 WE	4,088	4,238	4,338	4,748	4,842	4,996	4,586	4,508	4,466	4,432	4,384	3,938
'17 WD	4,668	4,876										
'17 WE	3,984	4,184										

Note: 'Weekday' defined as Monday-Friday, 'Weekend' defined as Saturday-Sunday

Weekday/Weekend Monthly Average Daily Traffic ('13-'17)



	Feb-13	Feb-14	Feb-15	Feb-16	Feb-17
Weekday	5,192	4,818	4,834	4,874	4,876
Weekend	4,428	4,144	4,196	4,238	4,184