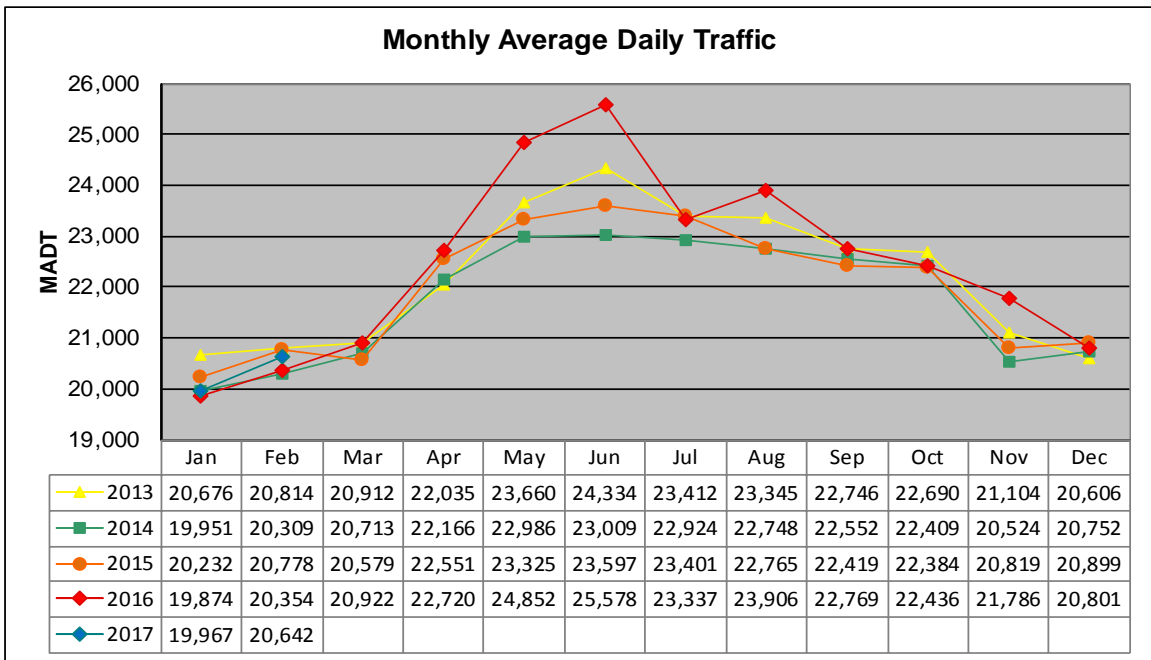


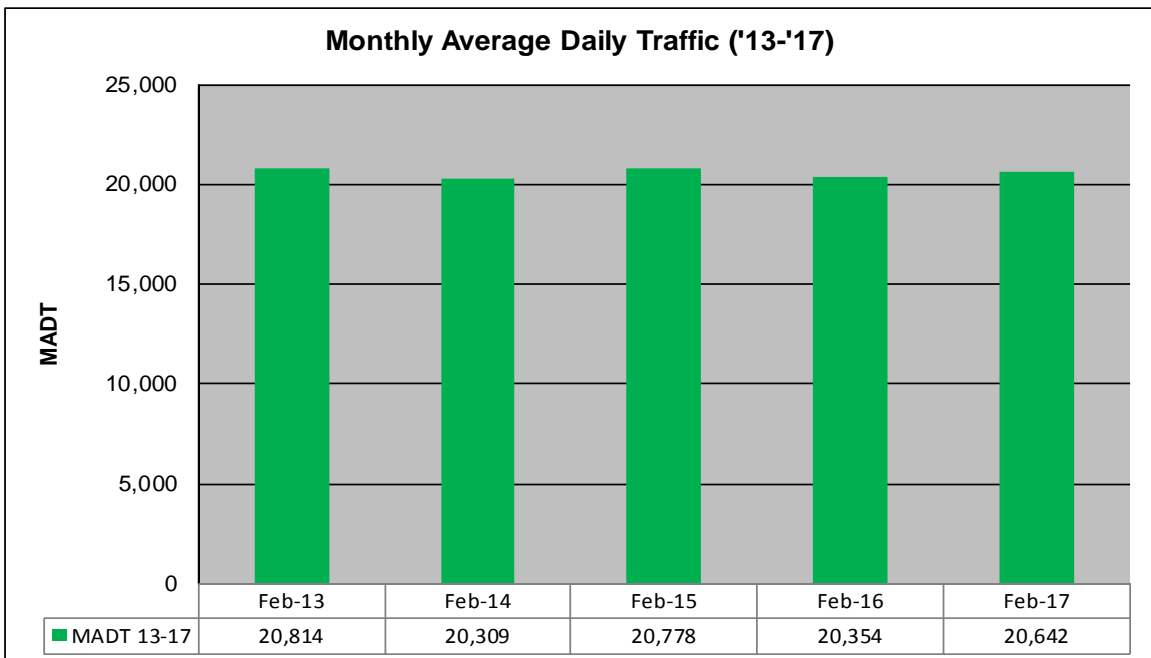
MONTHLY REPORT, STATION NO. 425 (ATR)

FEBRUARY 2017

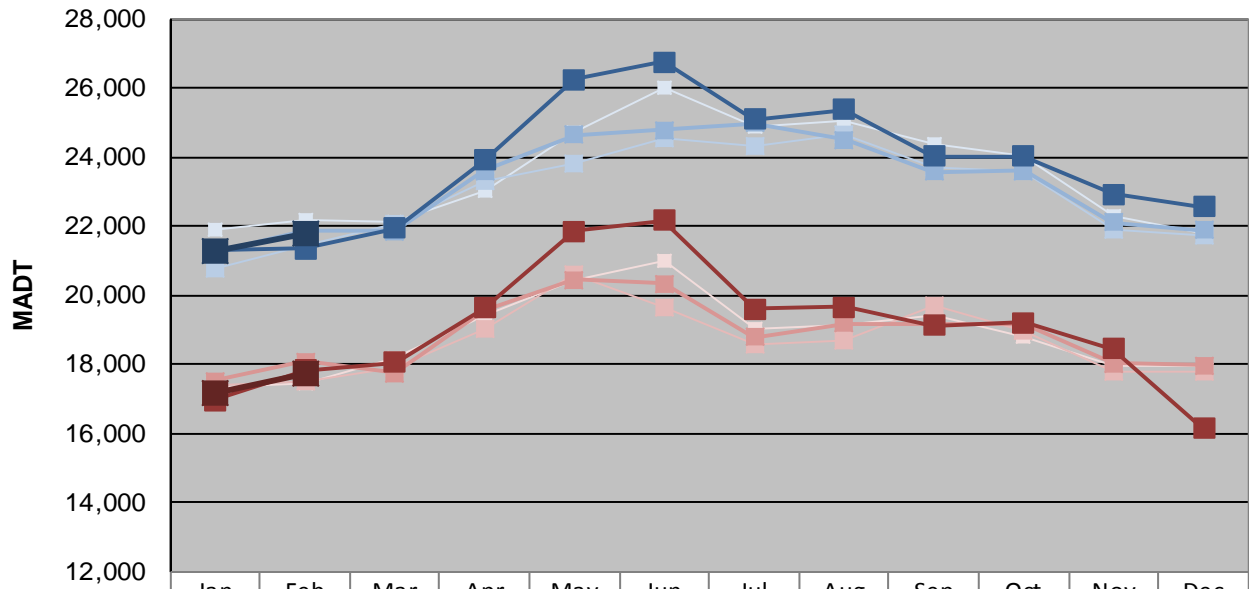
Station Measurement: VOLUME/SPEED/CLASS		
Route: CSAH 32	Route Direction: E/W	Lanes: 4
County: Dakota	Closest City: Eagan	
Functional Class: Urban Minor Arterial		
Location: W OF MSAS109 (JOHNNY CAKE RIDGE RD) IN EAGAN		
Ref Post: 004+00.840	True Mile: 4.84	Sequence No. 9896
Volume: 577,979		MADT: 20,642
Weekday (M-F) MADT: 21,806		Weekend (Sa-Su) MADT: 17,736



Note: Increase in traffic May 2016 due to detour from I-35E



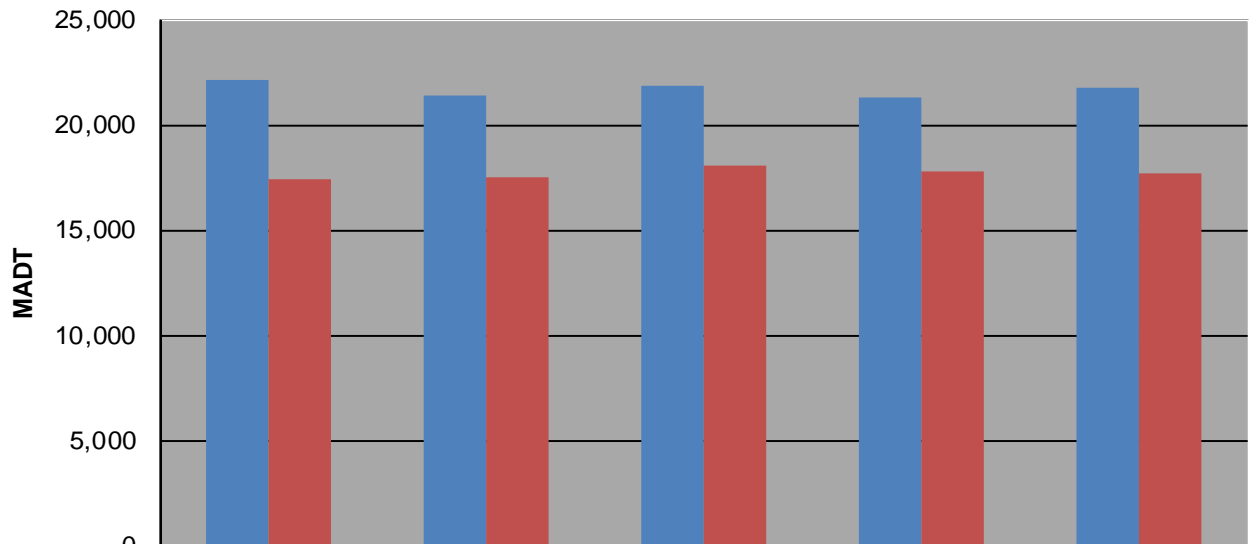
Weekday (WD)/Weekend (WE) Monthly Average Daily Traffic



	Jan	Feb	Mar	Apr	May	Jun	Jul	Aug	Sep	Oct	Nov	Dec
'13 WD	21,882	22,152	22,138	23,000	24,684	25,996	24,870	25,022	24,360	24,026	22,304	21,790
'13 WE	17,310	17,472	18,208	19,396	20,448	21,010	19,014	19,124	19,408	18,810	17,980	17,970
'14 WD	20,762	21,426	22,088	23,294	23,806	24,546	24,316	24,682	23,674	23,566	21,896	21,736
'14 WE	17,372	17,518	17,918	19,050	20,584	19,672	18,602	18,714	19,688	18,948	17,780	17,814
'15 WD	21,250	21,858	21,864	23,612	24,644	24,790	24,978	24,506	23,568	23,608	22,120	21,874
'15 WE	17,526	18,080	17,742	19,576	20,460	20,344	18,774	19,188	19,162	19,162	18,028	17,958
'16 WD	21,292	21,338	21,932	23,918	26,236	26,764	25,100	25,378	24,024	24,010	22,926	22,556
'16 WE	16,948	17,838	18,050	19,642	21,854	22,162	19,592	19,650	19,130	19,206	18,456	16,140
'17 WD	21,284	21,806										
'17 WE	17,194	17,736										

Note: 'Weekday' defined as Monday-Friday, 'Weekend' defined as Saturday-Sunday

Weekday/Weekend Monthly Average Daily Traffic ('13-'17)



	Feb-13	Feb-14	Feb-15	Feb-16	Feb-17
Weekday	22,152	21,426	21,858	21,338	21,806
Weekend	17,472	17,518	18,080	17,838	17,736