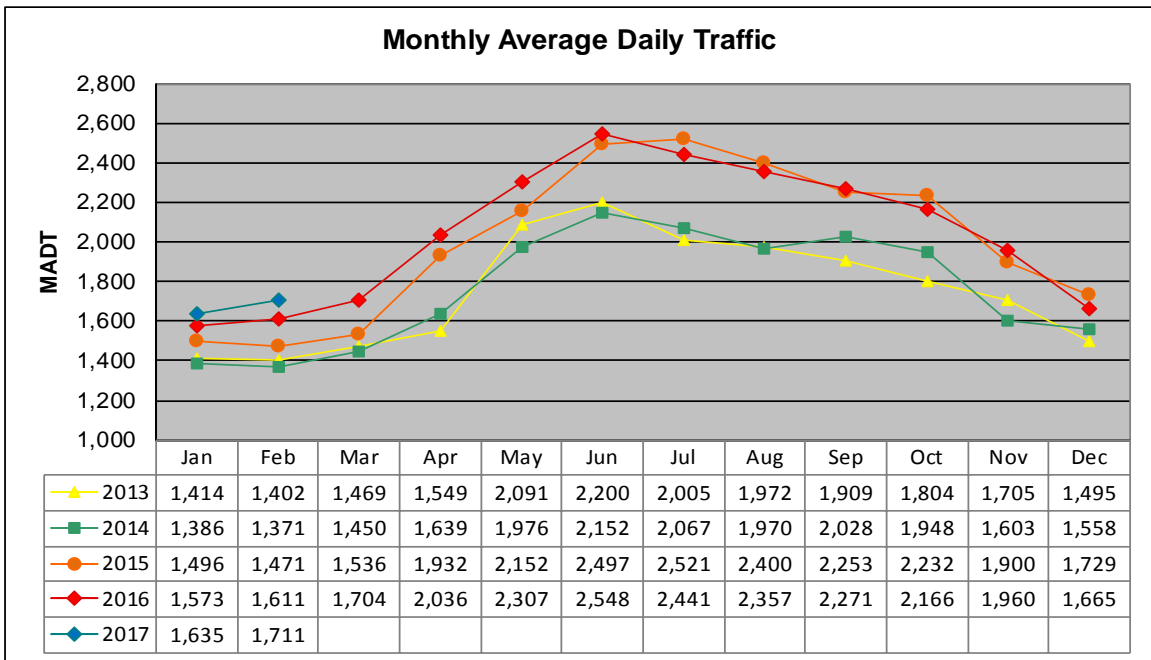


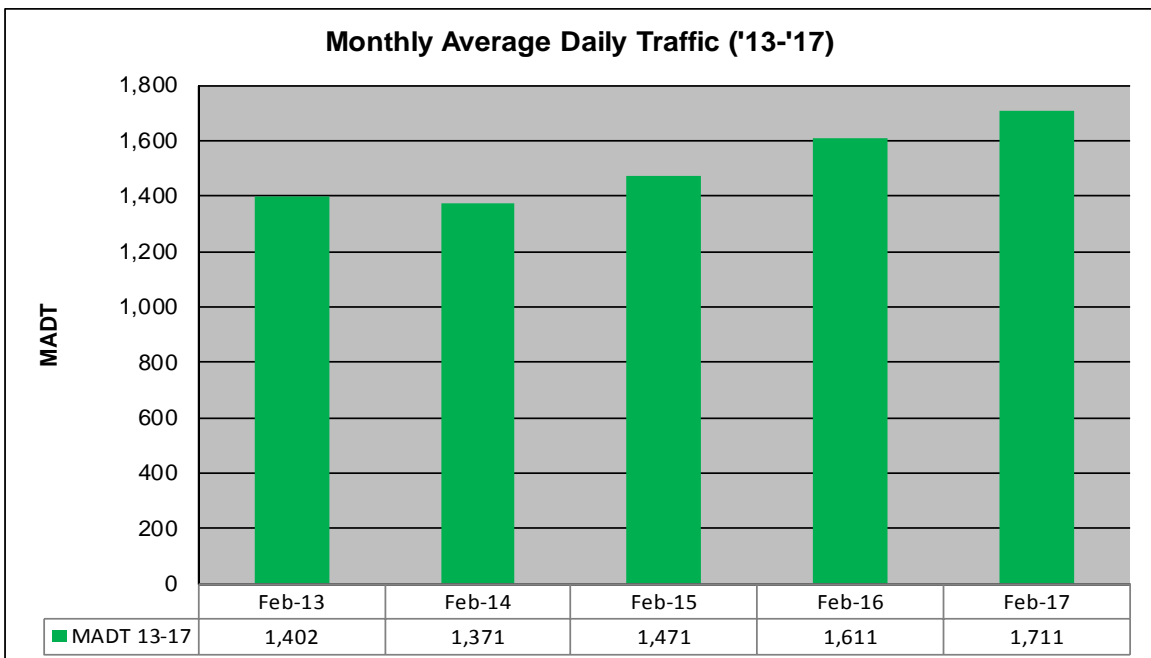
MONTHLY REPORT, STATION NO. 400 (ATR)

FEBRUARY 2017

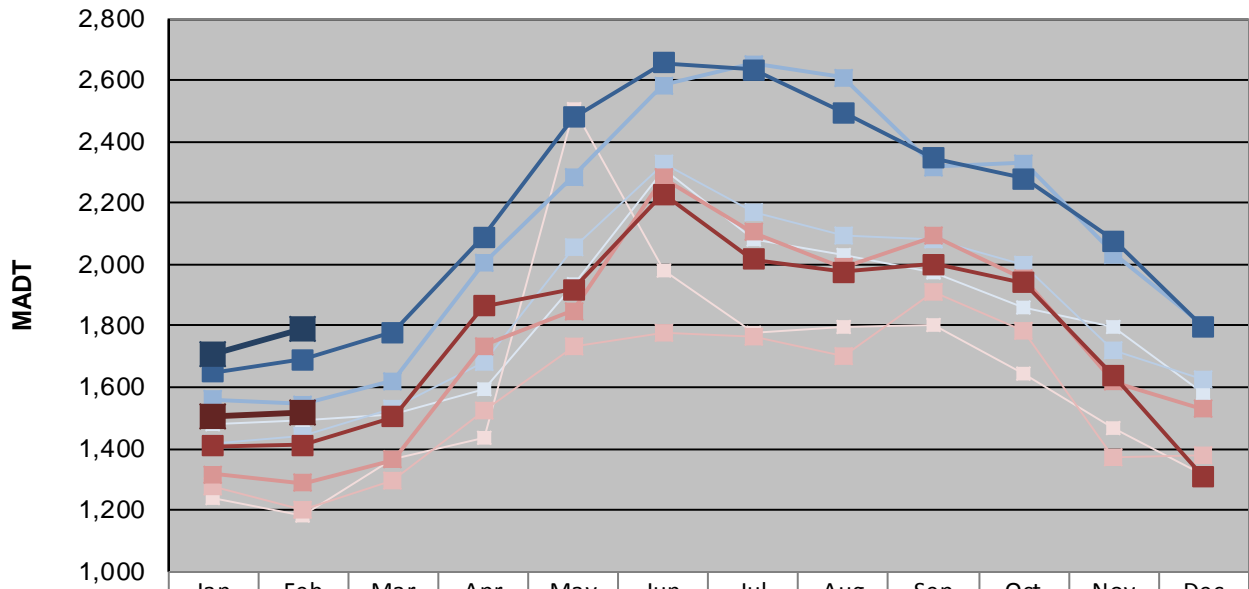
Station Measurement: VOLUME/SPEED/CLASS		
Route: CSAH 92	Route Direction: N/S	Lanes: 2
County: Hennepin	Closest City: Independence	
Functional Class: Rural Minor Arterial		
Location: S OF TH12 IN INDEPENDENCE		
Ref Post: 010+00.330	True Mile: 10.33	Sequence No. 9879
Volume: 47,897		MADT: 1,711
Weekday (M-F) MADT: 1,788		(Sa-Su) Weekend MADT: 1,518



Note: Increase in traffic April 2015 & 2016 and June to August 2015 due to detours



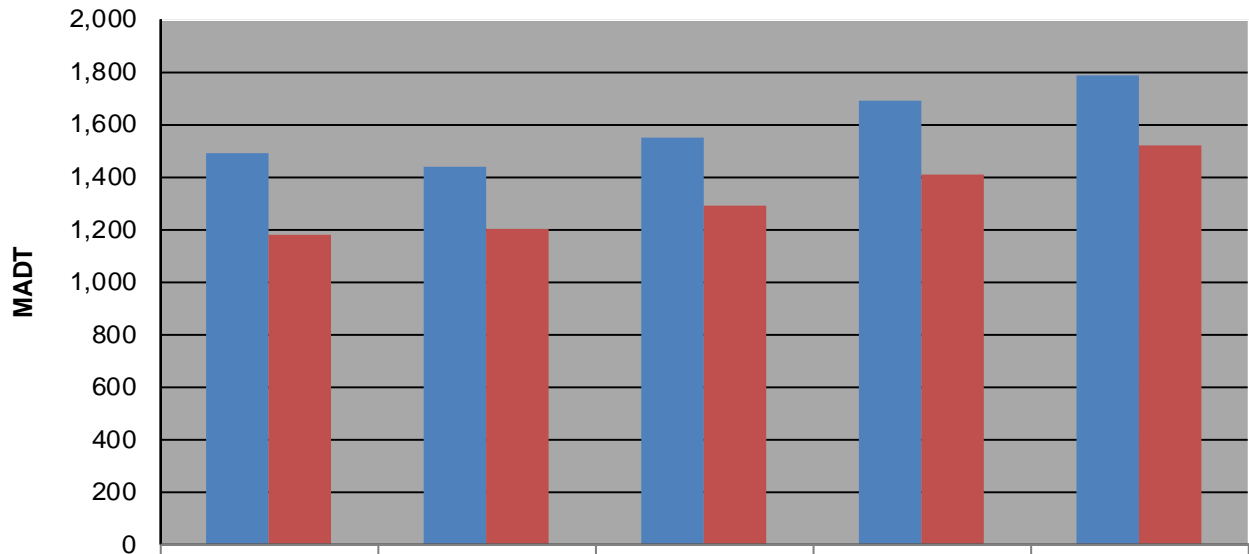
Weekday (WD)/Weekend (WE) Monthly Average Daily Traffic



	Jan	Feb	Mar	Apr	May	Jun	Jul	Aug	Sep	Oct	Nov	Dec
'13 WD	1,478	1,492	1,510	1,594	1,938	2,312	2,084	2,032	1,972	1,860	1,796	1,580
'13 WE	1,240	1,180	1,368	1,434	2,506	1,978	1,780	1,794	1,804	1,644	1,468	1,318
'14 WD	1,416	1,440	1,528	1,684	2,054	2,328	2,168	2,092	2,084	1,998	1,718	1,628
'14 WE	1,278	1,202	1,294	1,524	1,732	1,780	1,764	1,702	1,910	1,786	1,372	1,376
'15 WD	1,560	1,546	1,620	2,004	2,286	2,584	2,654	2,610	2,316	2,330	2,032	1,800
'15 WE	1,318	1,288	1,366	1,736	1,850	2,284	2,106	1,990	2,092	1,954	1,618	1,530
'16 WD	1,650	1,690	1,778	2,090	2,480	2,656	2,634	2,496	2,346	2,280	2,078	1,796
'16 WE	1,408	1,412	1,504	1,866	1,918	2,230	2,018	1,976	2,000	1,942	1,636	1,306
'17 WD	1,708	1,788										
'17 WE	1,506	1,518										

Note: 'Weekday' defined as Monday-Friday, 'Weekend' defined as Saturday-Sunday

Weekday/Weekend Monthly Average Daily Traffic ('13-'17)



	Feb-13	Feb-14	Feb-15	Feb-16	Feb-17
Weekday	1,492	1,440	1,546	1,690	1,788
Weekend	1,180	1,202	1,288	1,412	1,518