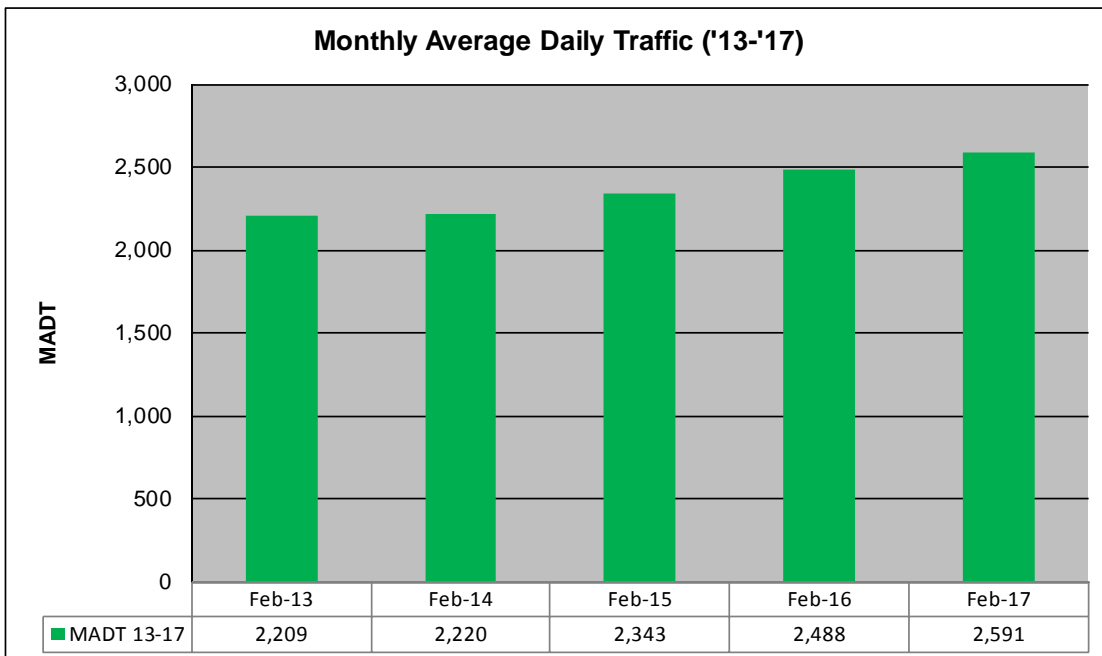
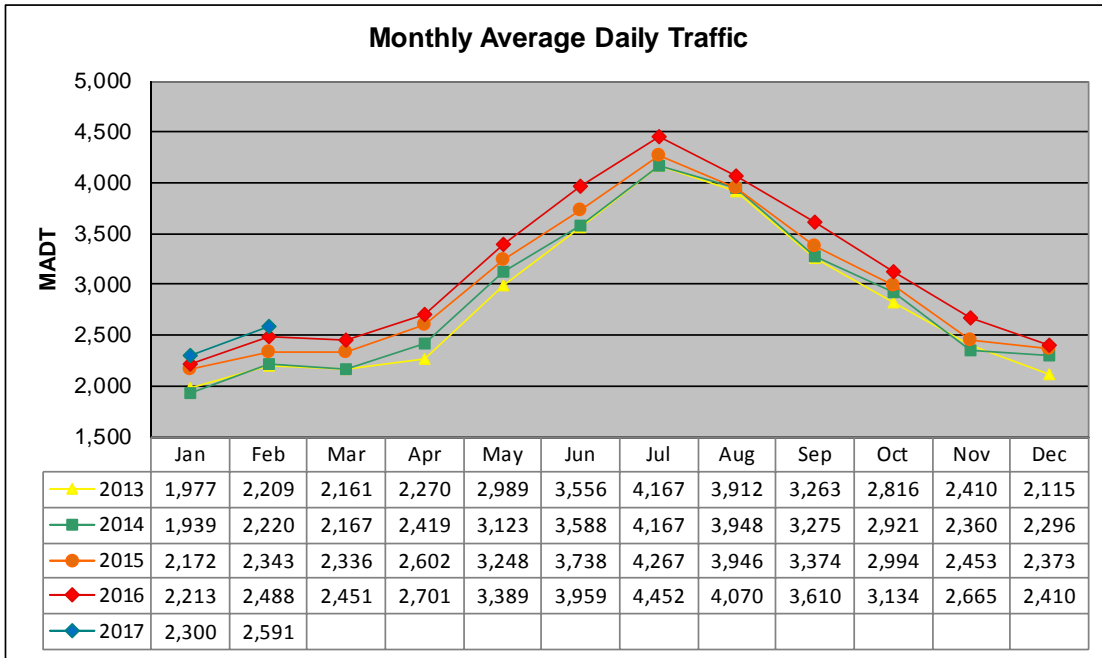


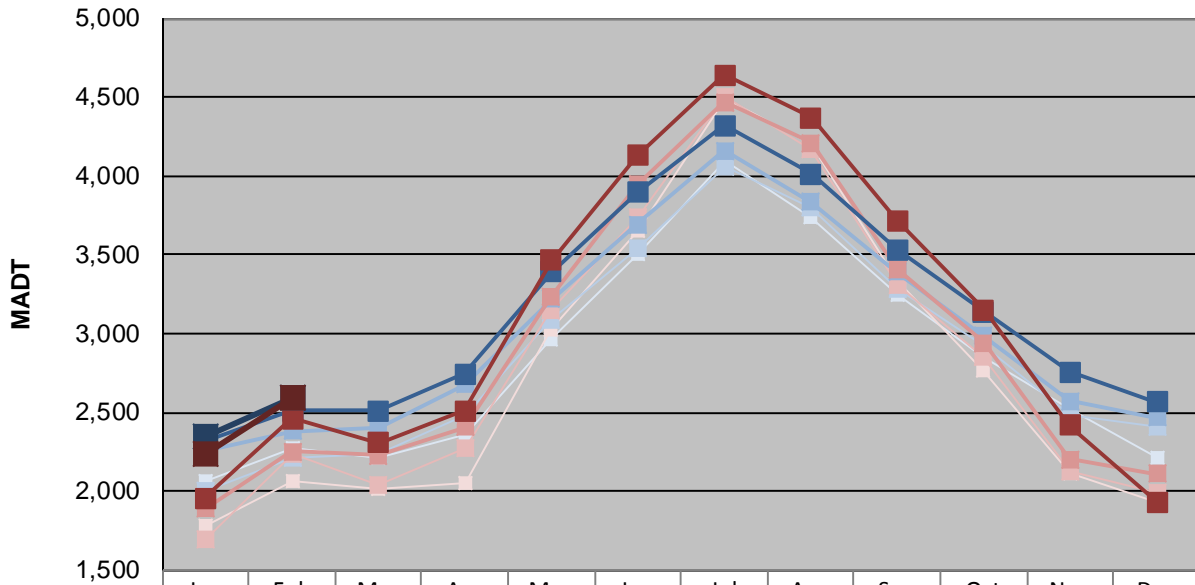
MONTHLY REPORT, STATION NO. 221 (ATR)

FEBRUARY 2017

Station Measurement: VOLUME/SPEED/CLASS		
Route: TH 34	Route Direction: N/S	Lanes: 2
County: Hubbard	Closest City: Nevis	
Functional Class: Rural Principal Arterial - Other		
Location: 1.5 NE OF CSAH2 (BUNYAN TRAILS RD), NE OF NEVIS		
Ref Post: 087+00.730	True Mile: 88.713	Sequence No. 6728
Volume: 72,537		MADT: 2,591
Weekday (M-F) MADT: 2,592		Weekend (Sa-Su) MADT: 2,588



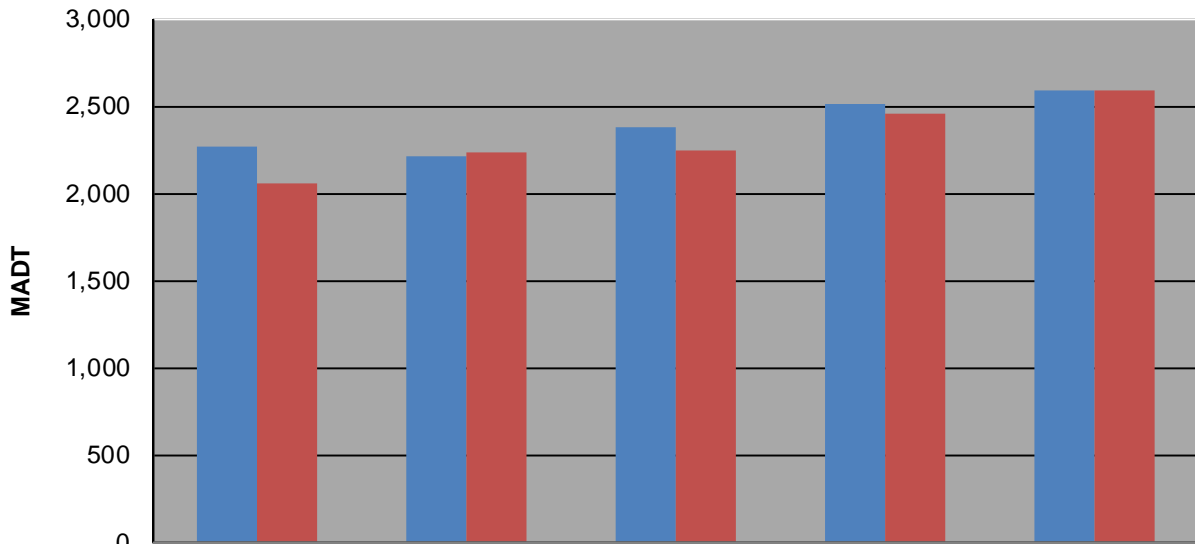
Weekday (WD)/Weekend (WE) Monthly Average Daily Traffic



	Jan	Feb	Mar	Apr	May	Jun	Jul	Aug	Sep	Oct	Nov	Dec
'13 WD	2,058	2,268	2,210	2,358	2,962	3,508	4,094	3,738	3,242	2,854	2,516	2,206
'13 WE	1,780	2,060	2,012	2,052	3,020	3,652	4,490	4,204	3,330	2,762	2,112	1,924
'14 WD	2,006	2,216	2,236	2,484	3,080	3,540	4,062	3,800	3,284	2,924	2,480	2,410
'14 WE	1,700	2,232	2,040	2,278	3,148	3,738	4,498	4,166	3,308	2,858	2,122	1,996
'15 WD	2,258	2,380	2,402	2,674	3,220	3,692	4,160	3,834	3,392	2,982	2,574	2,470
'15 WE	1,890	2,250	2,226	2,408	3,234	3,944	4,466	4,208	3,408	2,940	2,202	2,110
'16 WD	2,320	2,512	2,510	2,746	3,388	3,896	4,322	4,014	3,532	3,138	2,756	2,566
'16 WE	1,954	2,462	2,310	2,512	3,464	4,132	4,642	4,372	3,720	3,148	2,416	1,934
'17 WD	2,342	2,592										
'17 WE	2,242	2,588										

Note: 'Weekday' defined as Monday-Friday, 'Weekend' defined as Saturday-Sunday

Weekday/Weekend Monthly Average Daily Traffic ('13-'17)



	Feb-13	Feb-14	Feb-15	Feb-16	Feb-17
Weekday	2,268	2,216	2,380	2,512	2,592
Weekend	2,060	2,232	2,250	2,462	2,588