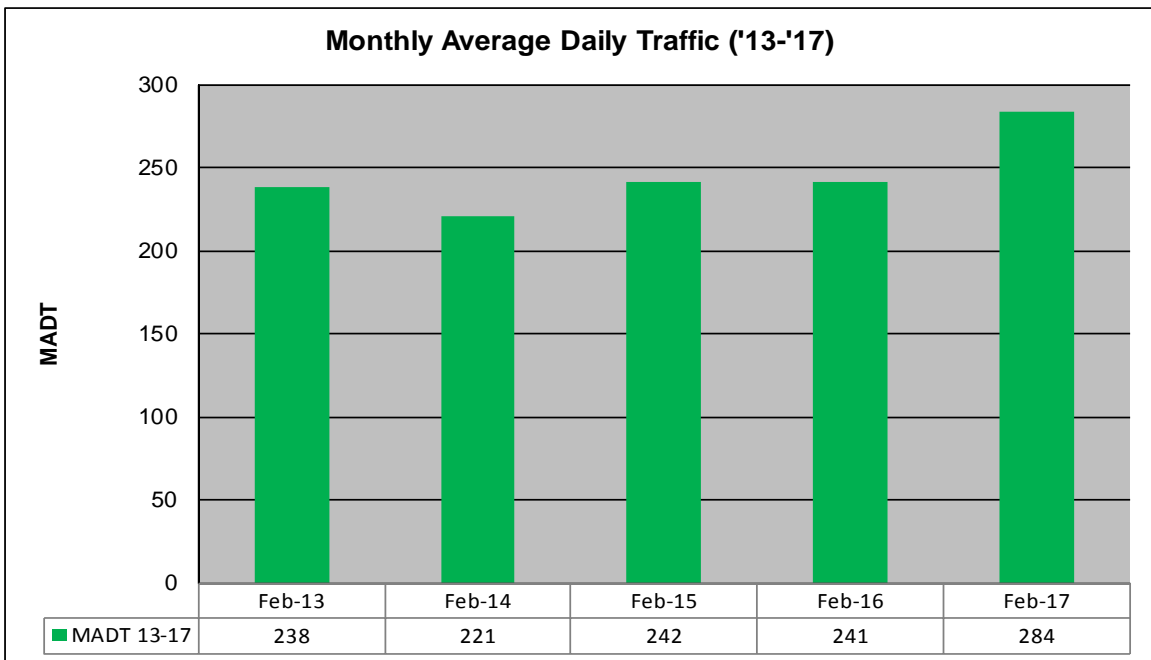
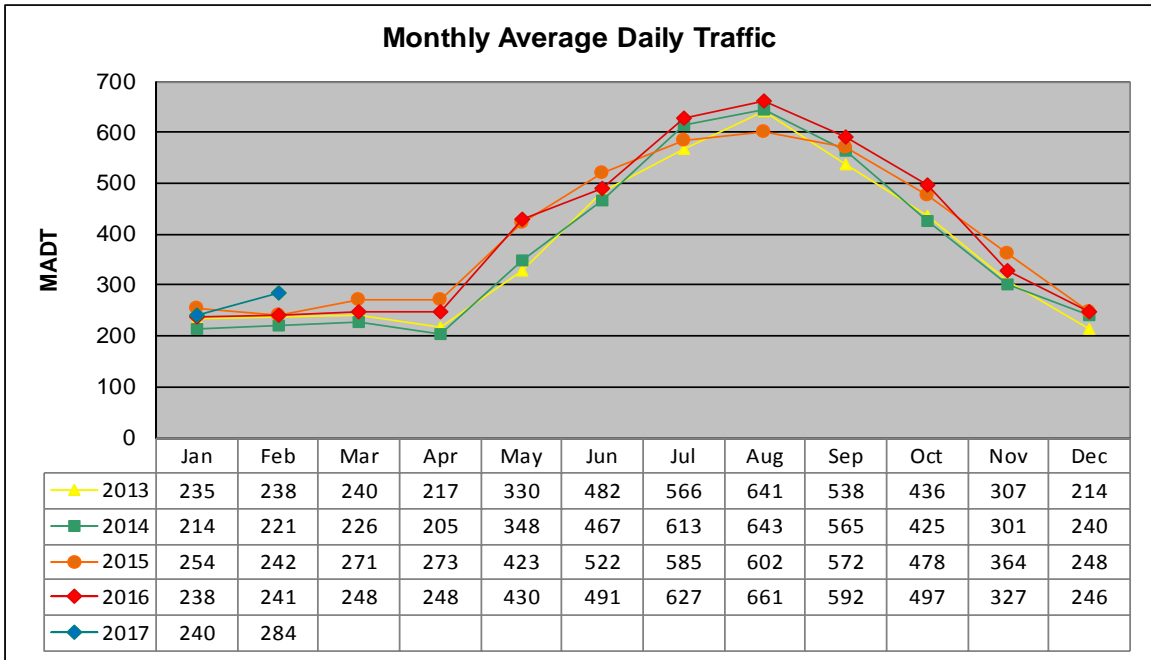


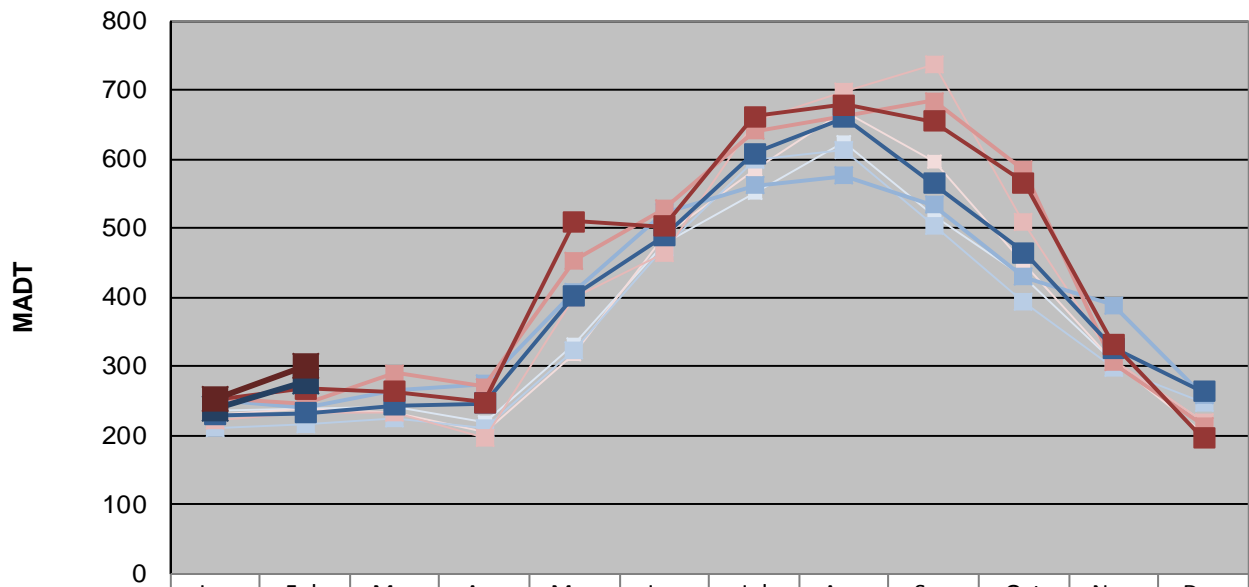
MONTHLY REPORT, STATION NO. 214 (ATR)

FEBRUARY 2017

Station Measurement: VOLUME/SPEED/CLASS		
Route: TH 1	Route Direction: N/S	Lanes: 2
County: Lake	Closest City: Silver Bay	
Functional Class: Rural Minor Arterial		
Location: 1 MI NW OF CSAH7, N OF SILVER BAY		
Ref Post: 342+00.110	True Mile: 338.881	Sequence No. 6758
Volume: 7,949		MADT: 284
Weekday (M-F) MADT: 278		Weekend (Sa-Su) MADT: 302



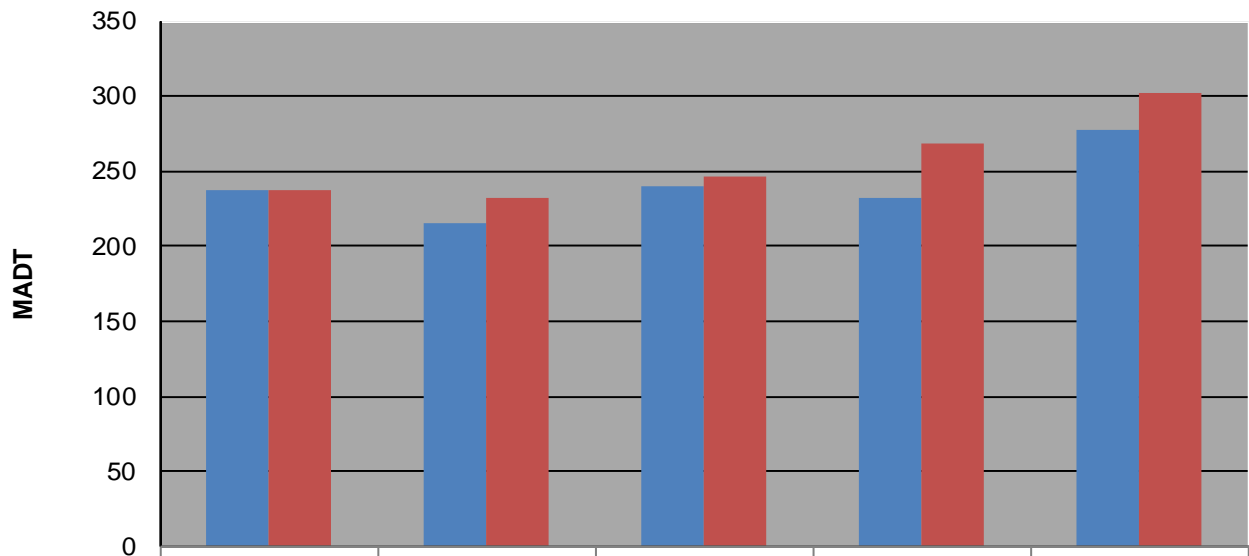
Weekday (WD)/Weekend (WE) Monthly Average Daily Traffic



	Jan	Feb	Mar	Apr	May	Jun	Jul	Aug	Sep	Oct	Nov	Dec
'13 WD	236	238	242	220	332	478	552	624	516	430	306	220
'13 WE	230	238	234	204	318	490	586	668	596	450	306	202
'14 WD	210	216	224	210	324	472	598	614	502	394	298	248
'14 WE	222	232	232	196	400	464	656	698	738	510	308	220
'15 WD	250	240	266	274	408	522	562	576	534	430	388	258
'15 WE	254	246	290	270	454	528	640	662	684	584	306	214
'16 WD	230	232	244	246	402	488	608	660	564	464	326	264
'16 WE	252	268	264	248	510	502	662	678	654	566	332	196
'17 WD	238	278										
'17 WE	252	302										

Note: 'Weekday' defined as Monday-Friday, 'Weekend' defined as Saturday-Sunday

Weekday/Weekend Monthly Average Daily Traffic ('13-'17)



	Feb-13	Feb-14	Feb-15	Feb-16	Feb-17
Weekday	238	216	240	232	278
Weekend	238	232	246	268	302