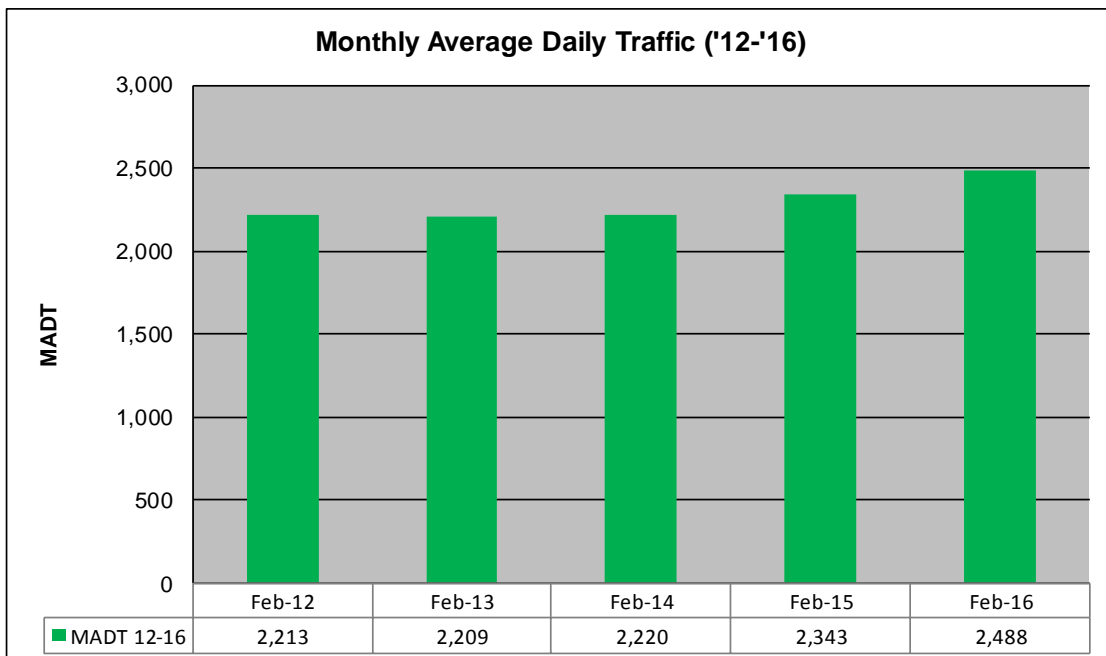
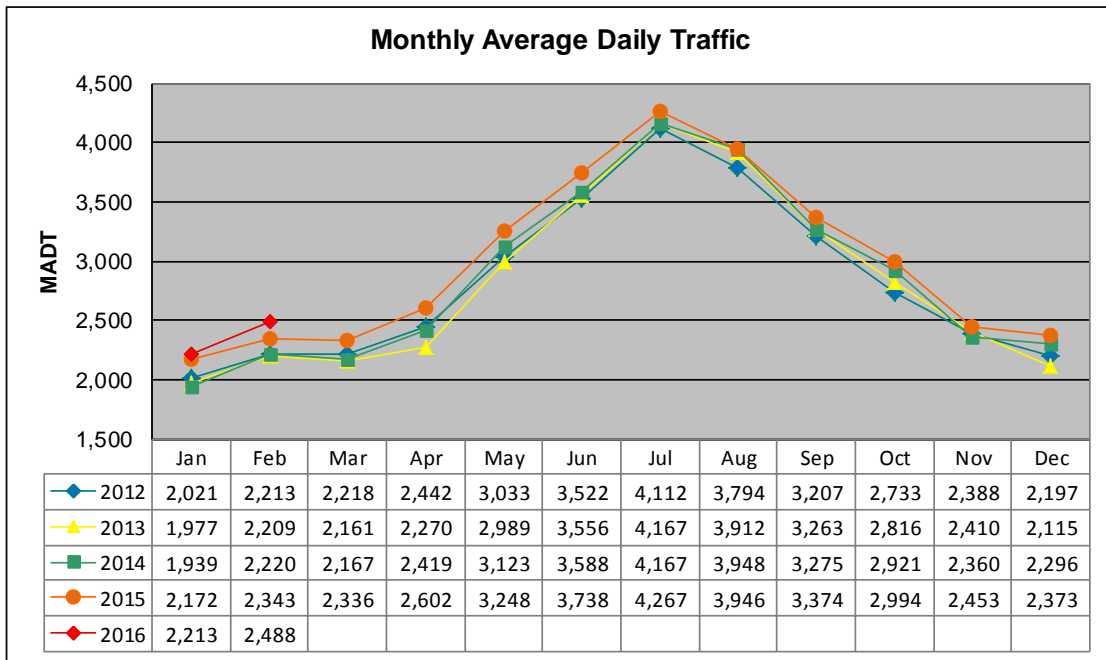


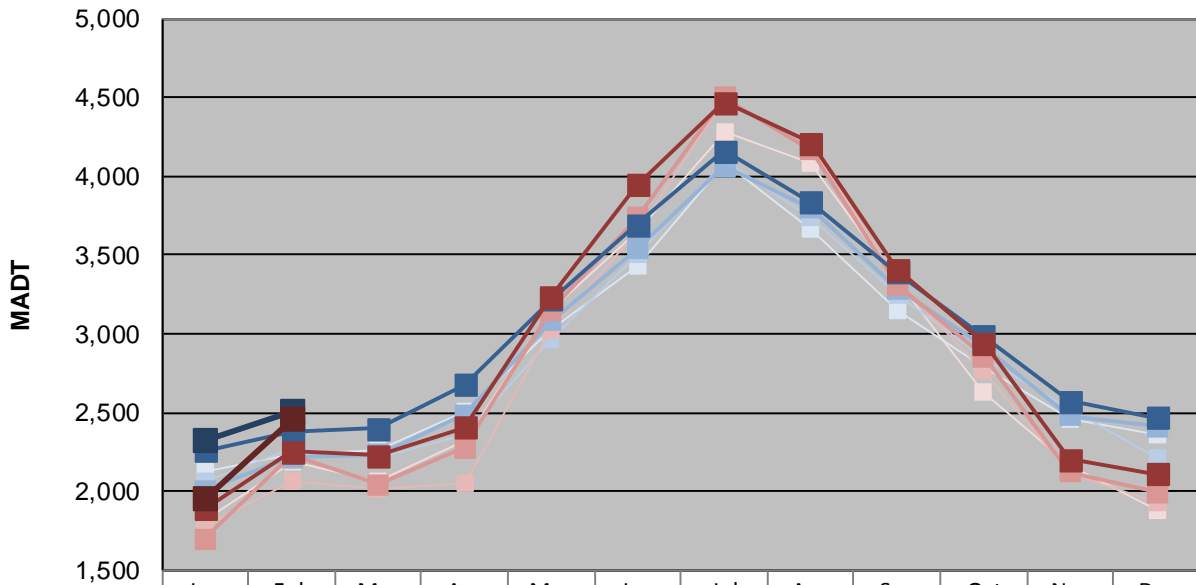
# MONTHLY REPORT, STATION NO. 221 (ATR)

## FEBRUARY 2016

Station Measurement: VOLUME/SPEED/CLASS		
Route: TH 34	Route Direction: N/S	Lanes: 2
County: Hubbard	Closest City: Nevis	
Functional Class: Rural Principal Arterial - Other		
Location: 1.5 NE OF CSAH2 (BUNYAN TRAILS RD), NE OF NEVIS		
Ref Post: 087+00.730	True Mile: 88.713	Sequence No. 6728
<b>Volume: 72,151</b>		<b>MADT: 2,488</b>
<b>Weekday (M-F) MADT: 2,512</b>		<b>Weekend (Sa-Su) MADT: 2,462</b>



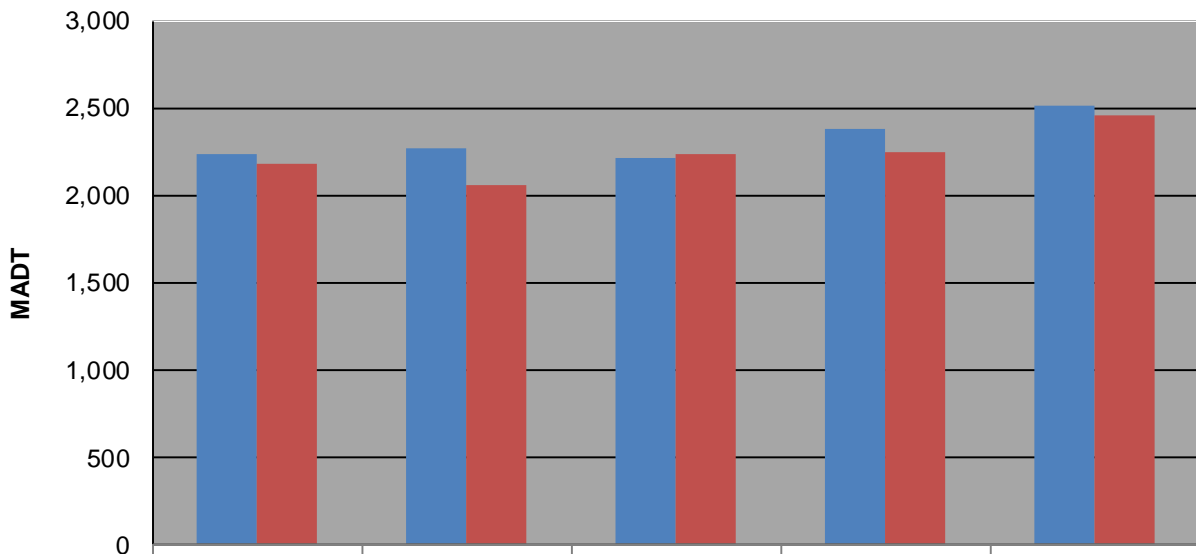
### Weekday (WD)/Weekend (WE) Monthly Average Daily Traffic



	Jan	Feb	Mar	Apr	May	Jun	Jul	Aug	Sep	Oct	Nov	Dec
'12 WD	2,120	2,236	2,258	2,512	3,026	3,430	4,086	3,662	3,144	2,788	2,458	2,360
'12 WE	1,814	2,182	2,068	2,318	3,146	3,654	4,280	4,082	3,336	2,626	2,166	1,876
'13 WD	2,058	2,268	2,210	2,358	2,962	3,508	4,094	3,738	3,242	2,854	2,516	2,206
'13 WE	1,780	2,060	2,012	2,052	3,020	3,652	4,490	4,204	3,330	2,762	2,112	1,924
'14 WD	2,006	2,216	2,236	2,484	3,080	3,540	4,062	3,800	3,284	2,924	2,480	2,410
'14 WE	1,700	2,232	2,040	2,278	3,148	3,738	4,498	4,166	3,308	2,858	2,122	1,996
'15 WD	2,258	2,380	2,402	2,674	3,220	3,692	4,160	3,834	3,392	2,982	2,574	2,470
'15 WE	1,890	2,250	2,226	2,408	3,234	3,944	4,466	4,208	3,408	2,940	2,202	2,110
'16 WD	2,320	2,512										
'16 WE	1,954	2,462										

Note: 'Weekday' defined as Monday-Friday, 'Weekend' defined as Saturday-Sunday

### Weekday/Weekend Monthly Average Daily Traffic ('12-'16)



	Feb-12	Feb-13	Feb-14	Feb-15	Feb-16
Weekday	2,236	2,268	2,216	2,380	2,512
Weekend	2,182	2,060	2,232	2,250	2,462