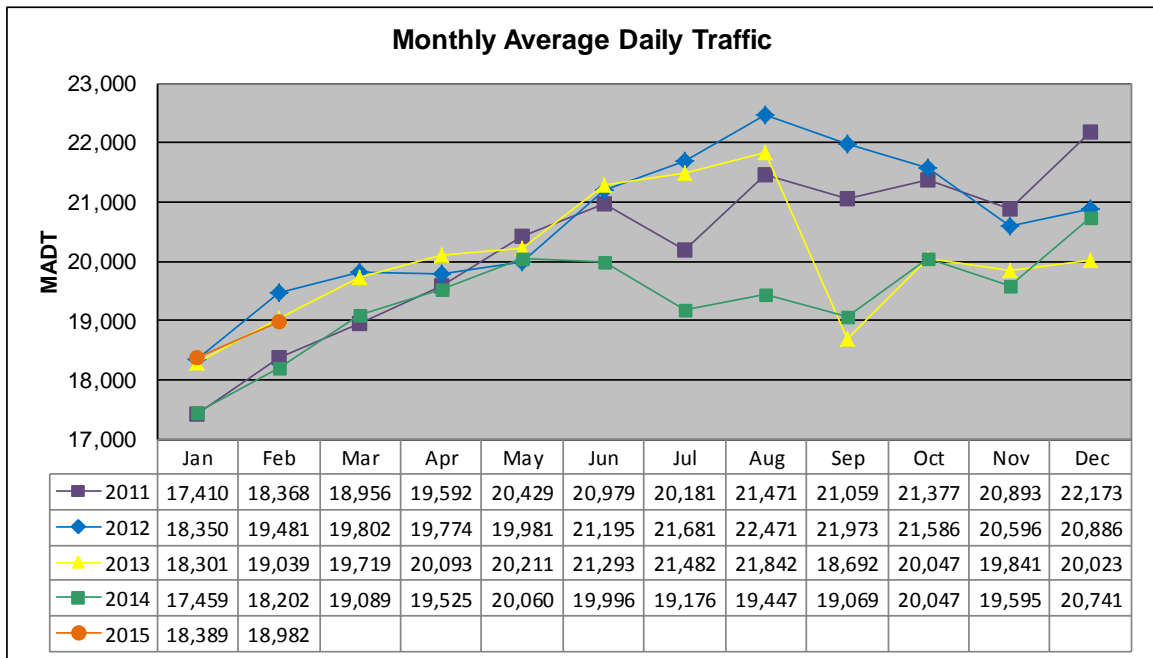


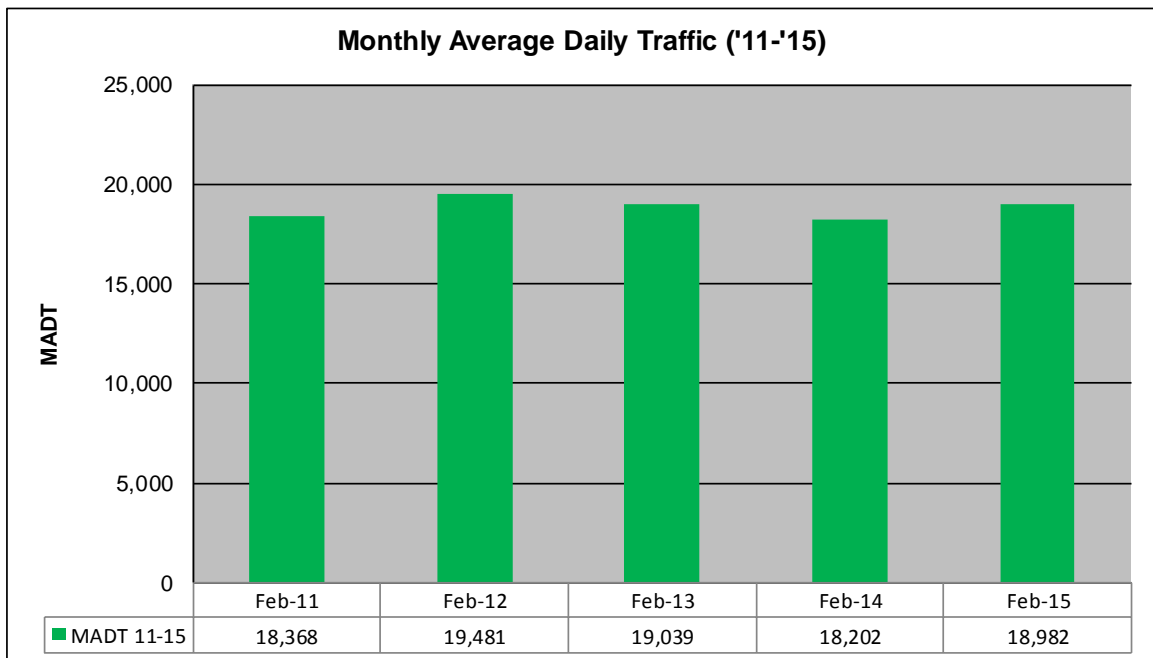
MONTHLY REPORT, STATION NO. 464 (ATR)

FEBRUARY 2015

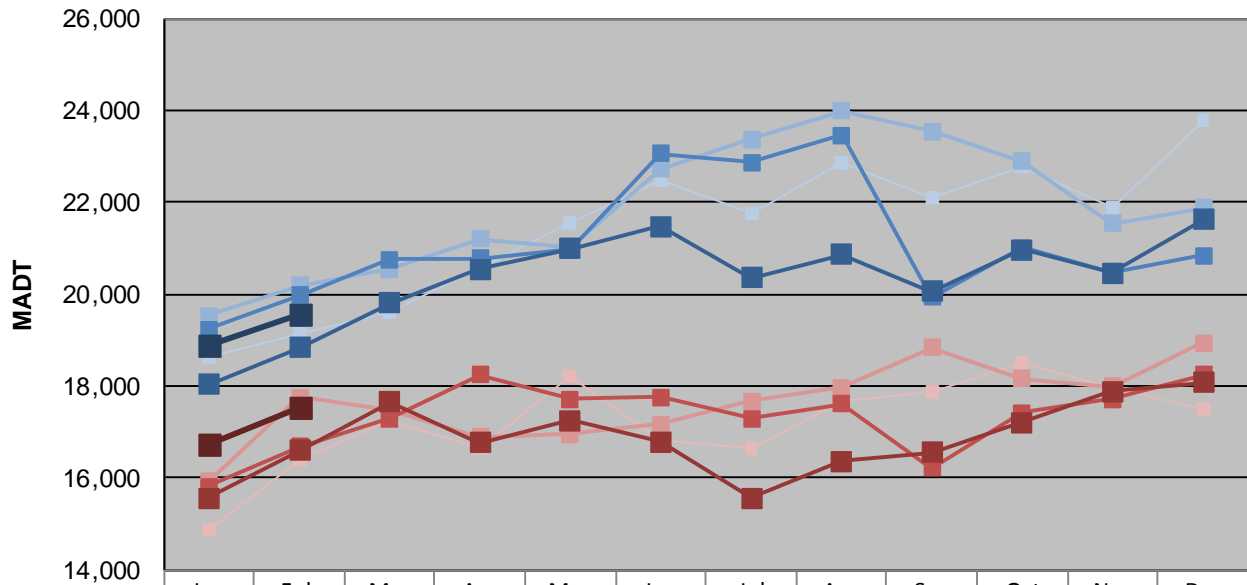
Station Measurement: VOLUME/SPEED/CLASS		
Route: CSAH 20	Route Direction: E/W	Lanes: 4
County: Ramsey	Closest City: Maplewood	
Functional Class: Urban Minor Arterial		
Location: E OF TH61 IN MAPLEWOOD		
Ref Post: 000+00.870	True Mile: 8.986	Sequence No. 9912
Volume: 531,490		MADT: 18,982
Weekday (M-F) MADT: 19,560		Weekend (Sa-Su) MADT: 17,536



Note: Decrease in traffic July to November 2010 and September 2013 due to construction on TH 61



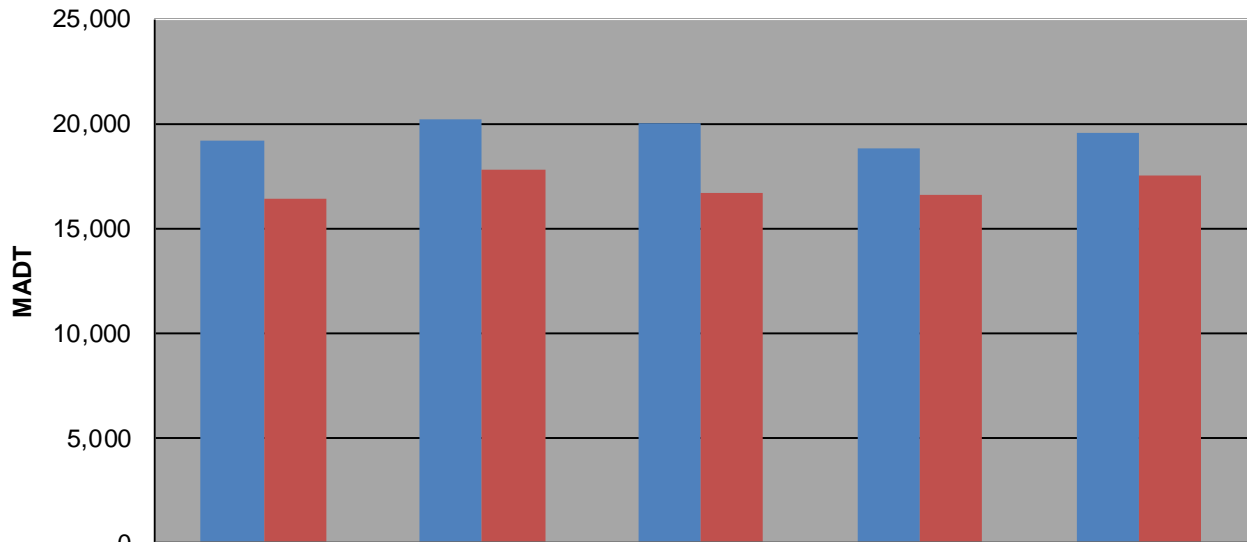
Weekday (WD)/Weekend (WE) Monthly Average Daily Traffic



	Jan	Feb	Mar	Apr	May	Jun	Jul	Aug	Sep	Oct	Nov	Dec
'11 WD	18,650	19,148	19,602	20,562	21,566	22,484	21,758	22,842	22,090	22,786	21,906	23,780
'11 WE	14,884	16,392	17,250	16,668	18,194	16,806	16,648	17,652	17,890	18,526	17,976	17,494
'12 WD	19,524	20,188	20,556	21,194	21,008	22,726	23,372	23,980	23,542	22,888	21,540	21,880
'12 WE	15,930	17,750	17,494	16,896	16,958	17,168	17,682	17,964	18,834	18,160	17,988	18,938
'13 WD	19,238	19,980	20,760	20,780	20,958	23,056	22,878	23,462	19,932	21,002	20,488	20,852
'13 WE	15,824	16,688	17,300	18,244	17,718	17,768	17,296	17,612	16,218	17,424	17,712	18,236
'14 WD	18,024	18,842	19,814	20,546	20,992	21,472	20,364	20,858	20,052	20,960	20,454	21,620
'14 WE	15,572	16,600	17,654	16,776	17,256	16,798	15,562	16,364	16,566	17,210	17,878	18,068
'15 WD	18,904	19,560										
'15 WE	16,754	17,536										

Note: 'Weekday' defined as Monday-Friday, 'Weekend' defined as Saturday-Sunday

Weekday/Weekend Monthly Average Daily Traffic ('11-'15)



	Feb-11	Feb-12	Feb-13	Feb-14	Feb-15
Weekday	19,148	20,188	19,980	18,842	19,560
Weekend	16,392	17,750	16,688	16,600	17,536