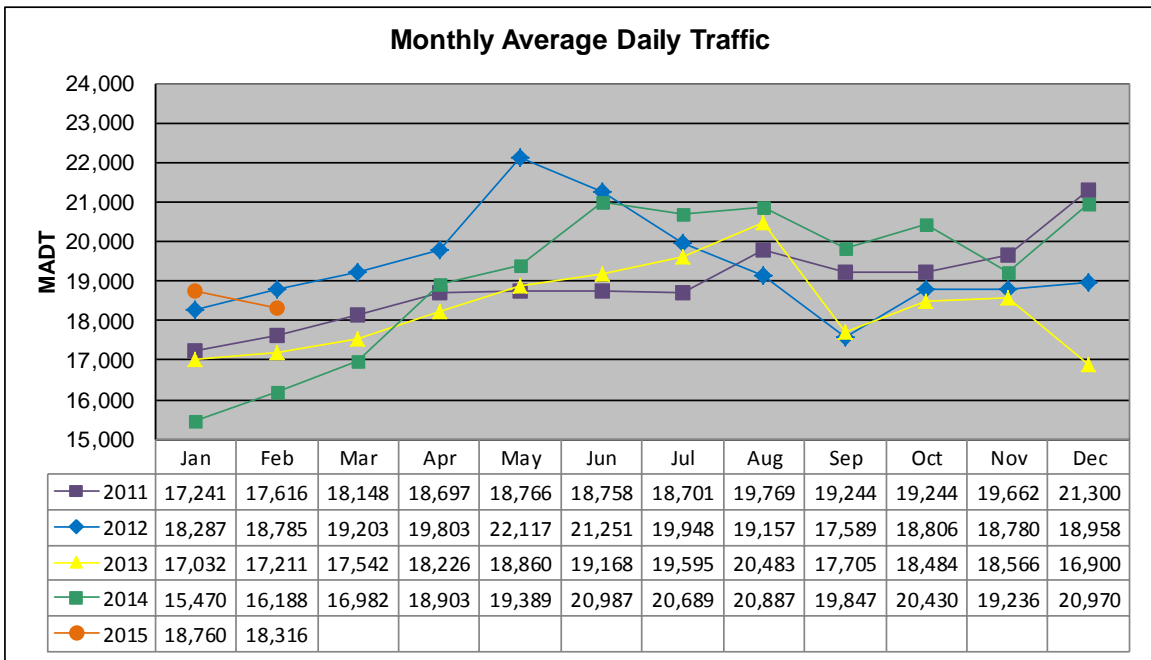


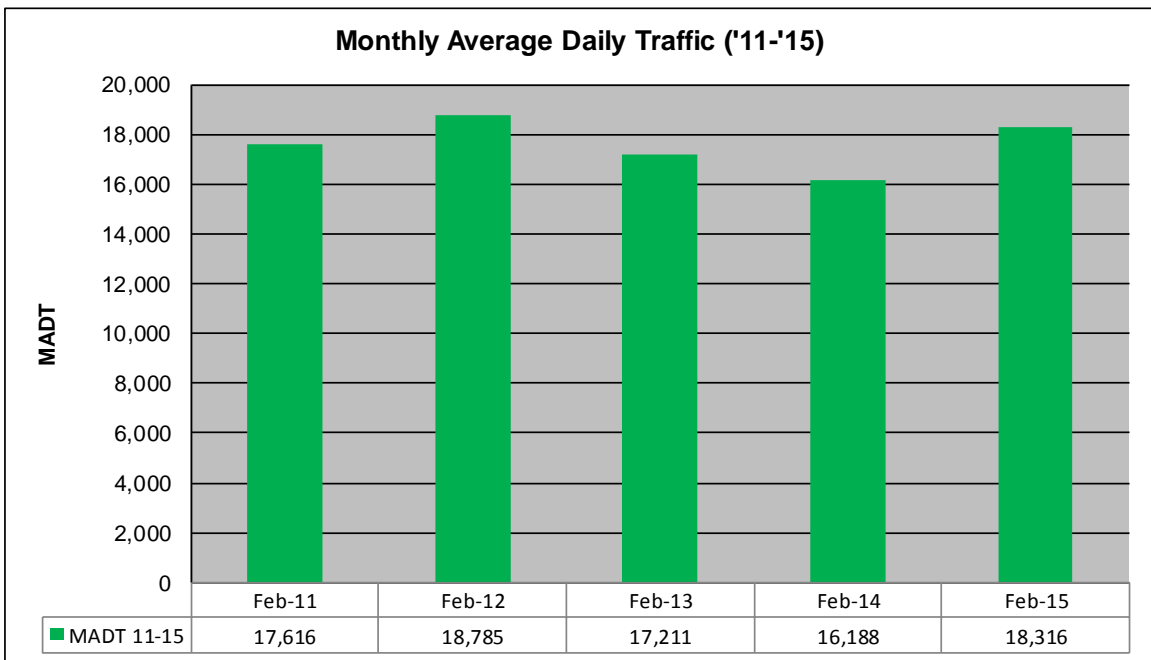
MONTHLY REPORT, STATION NO. 402 (ATR)

FEBRUARY 2015

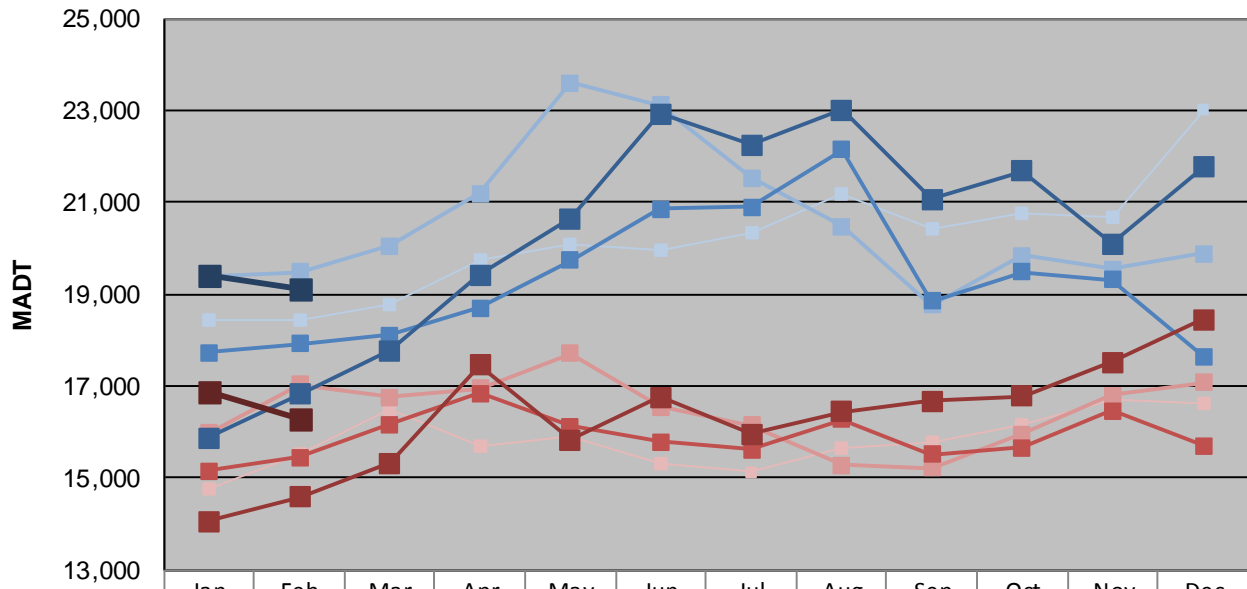
Station Measurement: VOLUME/SPEED/CLASS		
Route: CSAH 31	Route Direction: N/S	Lanes: 4
County: Hennepin	Closest City: Edina	
Functional Class: Urban Minor Arterial		
Location: S OF MSAS145 (W 70TH ST) IN EDINA		
Ref Post: 001+00.100	True Mile: 1.1	Sequence No. 9881
Volume: 512,836		MADT: 18,316
Weekday (M-F) MADT: 19,122		Weekend (Sa-Su) MADT: 16,300



Note: Increase in traffic September/October 2010 and May/June 2012 due to construction on I-35W



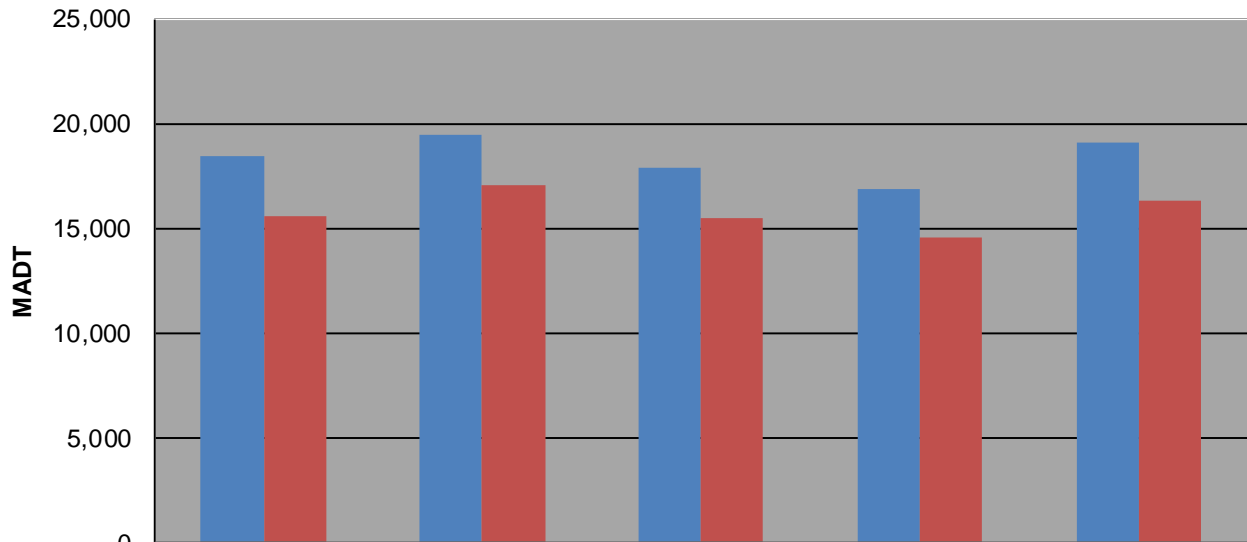
Weekday (WD)/Weekend (WE) Monthly Average Daily Traffic



	Jan	Feb	Mar	Apr	May	Jun	Jul	Aug	Sep	Oct	Nov	Dec
'11 WD	18,432	18,434	18,774	19,758	20,100	19,950	20,346	21,200	20,420	20,752	20,664	23,008
'11 WE	14,780	15,544	16,478	15,710	15,894	15,312	15,124	15,664	15,788	16,140	16,708	16,618
'12 WD	19,398	19,478	20,056	21,192	23,590	23,118	21,532	20,482	18,774	19,844	19,542	19,894
'12 WE	15,980	17,044	16,754	16,958	17,704	16,558	16,150	15,274	15,220	15,950	16,792	17,080
'13 WD	17,740	17,914	18,112	18,700	19,740	20,858	20,894	22,138	18,848	19,490	19,306	17,644
'13 WE	15,146	15,454	16,178	16,850	16,134	15,788	15,612	16,268	15,524	15,668	16,472	15,714
'14 WD	15,864	16,830	17,774	19,422	20,640	22,932	22,240	23,002	21,074	21,672	20,098	21,768
'14 WE	14,052	14,586	15,334	17,448	15,822	16,752	15,964	16,444	16,670	16,780	17,510	18,452
'15 WD	19,394	19,122										
'15 WE	16,894	16,300										

Note: 'Weekday' defined as Monday-Friday, 'Weekend' defined as Saturday-Sunday

Weekday/Weekend Monthly Average Daily Traffic ('11-'15)



	Feb-11	Feb-12	Feb-13	Feb-14	Feb-15
Weekday	18,434	19,478	17,914	16,830	19,122
Weekend	15,544	17,044	15,454	14,586	16,300