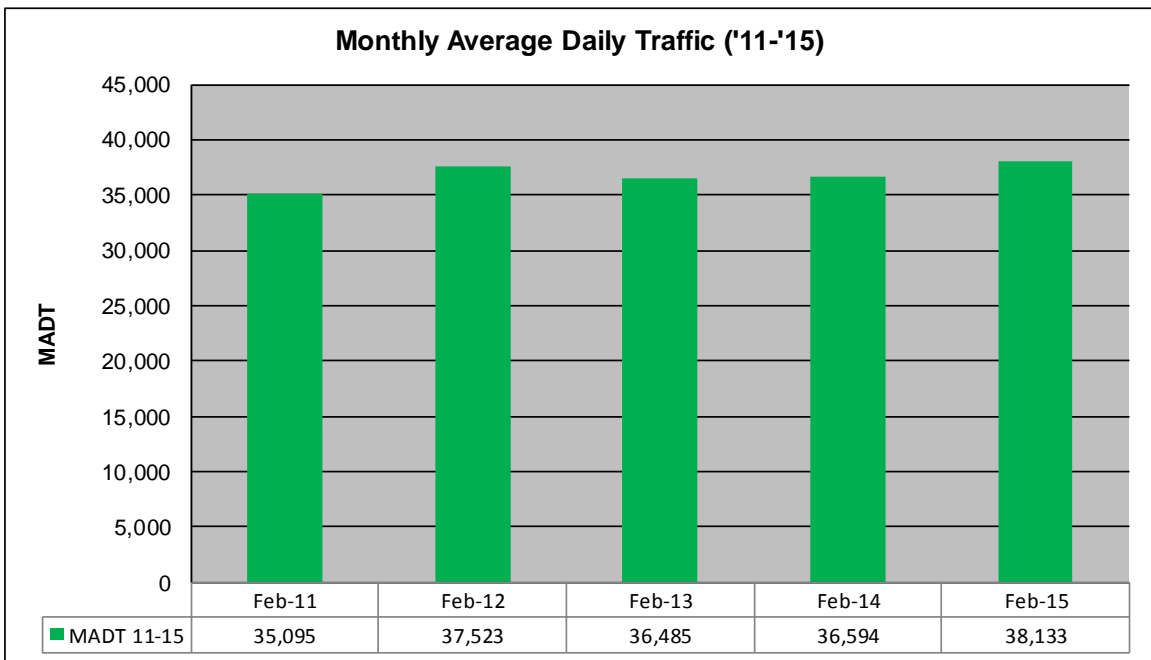
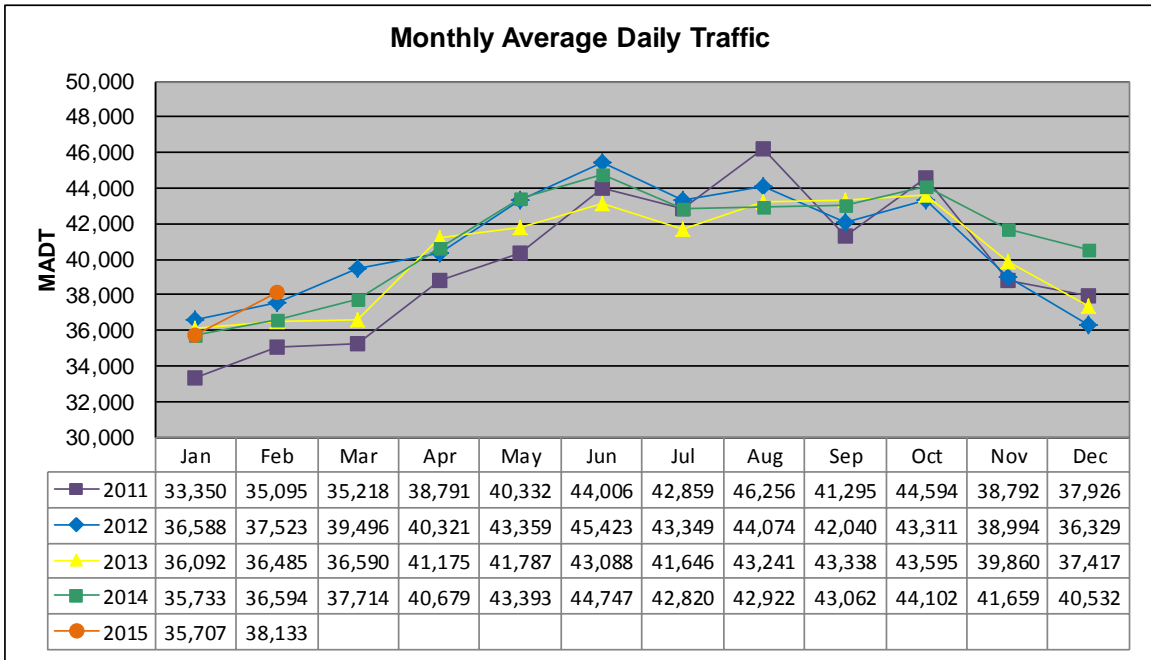


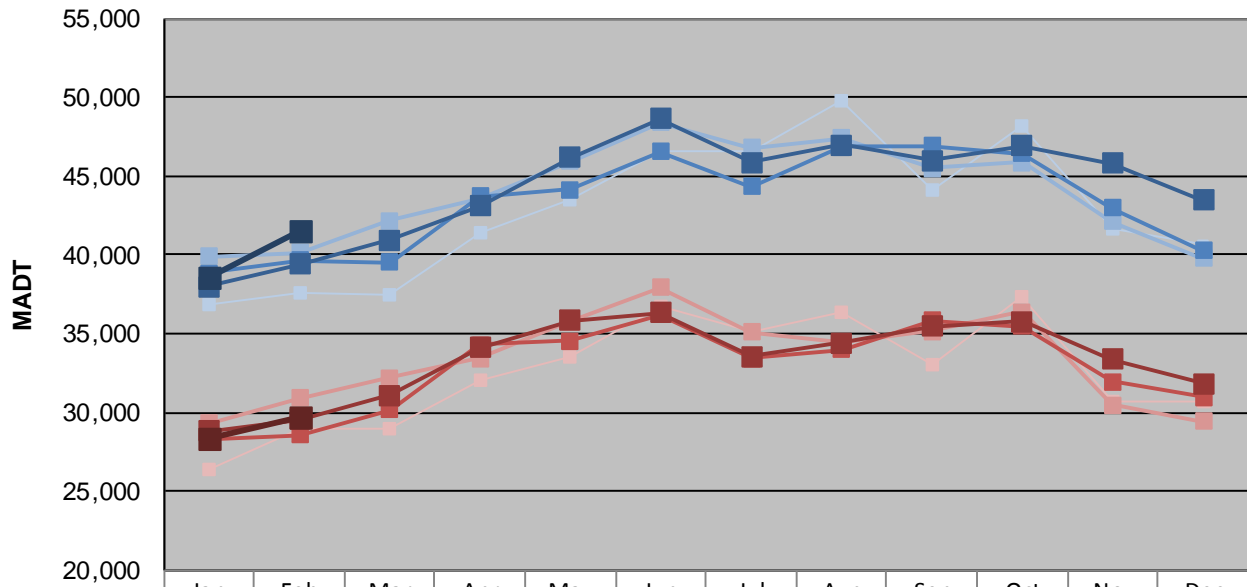
MONTHLY REPORT, STATION NO. 365 (ATR)

FEBRUARY 2015

Station Measurement: VOLUME/SPEED/CLASS		
Route: TH 65	Route Direction: N/S	Lanes: 4
County: Anoka		Closest City: Ham Lake
Functional Class: Urban Other Principal Arterial		
Location: S OF CSAH116 (BUNKER LAKE BLVD NE) IN HAM LAKE		
Ref Post: 016+00.720	True Mile: 18.577	Sequence No. 9867
Volume: 1,067,728		MADT: 38,133
Weekday (M-F) MADT: 41,488		Weekend (Sa-Su) MADT: 29,746



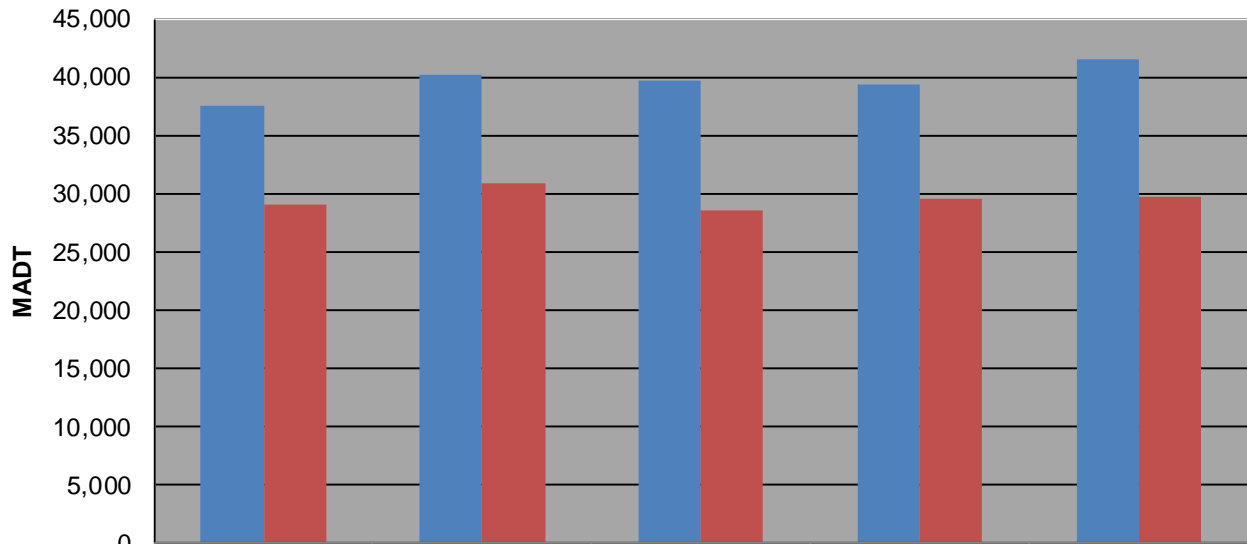
Weekday (WD)/Weekend (WE) Monthly Average Daily Traffic



	Jan	Feb	Mar	Apr	May	Jun	Jul	Aug	Sep	Oct	Nov	Dec
'11 WD	36,790	37,530	37,430	41,426	43,440	46,626	46,548	49,798	44,102	48,184	41,630	40,606
'11 WE	26,318	28,978	28,970	32,036	33,504	36,706	35,116	36,372	33,030	37,292	30,714	30,700
'12 WD	39,874	40,144	42,202	43,512	45,912	48,398	46,794	47,378	45,498	45,844	42,110	39,770
'12 WE	29,334	30,880	32,222	33,450	35,784	37,926	35,100	34,392	35,124	36,400	30,500	29,454
'13 WD	38,854	39,654	39,534	43,716	44,136	46,530	44,352	46,848	46,942	46,436	42,974	40,272
'13 WE	28,312	28,562	30,138	34,284	34,560	36,206	33,426	33,990	35,826	35,472	31,970	30,966
'14 WD	37,996	39,402	40,922	43,082	46,176	48,608	45,874	46,948	46,004	46,900	45,810	43,474
'14 WE	28,806	29,578	31,096	34,092	35,820	36,318	33,534	34,400	35,466	35,738	33,356	31,844
'15 WD	38,576	41,488										
'15 WE	28,316	29,746										

Note: 'Weekday' defined as Monday-Friday, 'Weekend' defined as Saturday-Sunday

Weekday/Weekend Monthly Average Daily Traffic ('11-'15)



	Feb-11	Feb-12	Feb-13	Feb-14	Feb-15
Weekday	37,530	40,144	39,654	39,402	41,488
Weekend	28,978	30,880	28,562	29,578	29,746