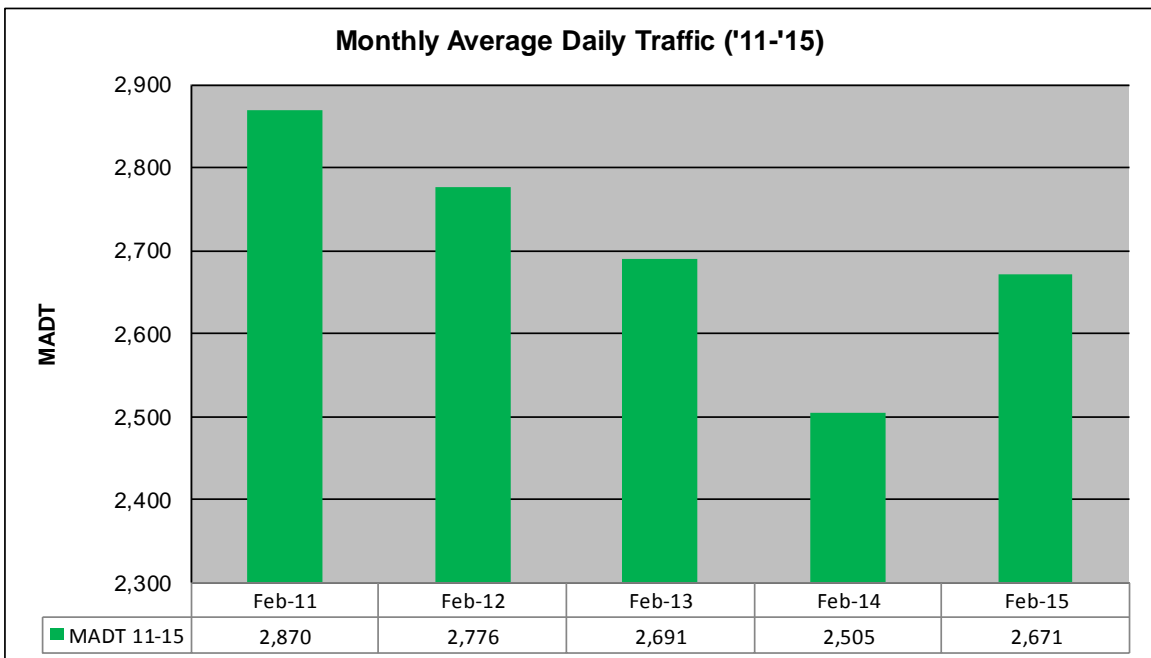
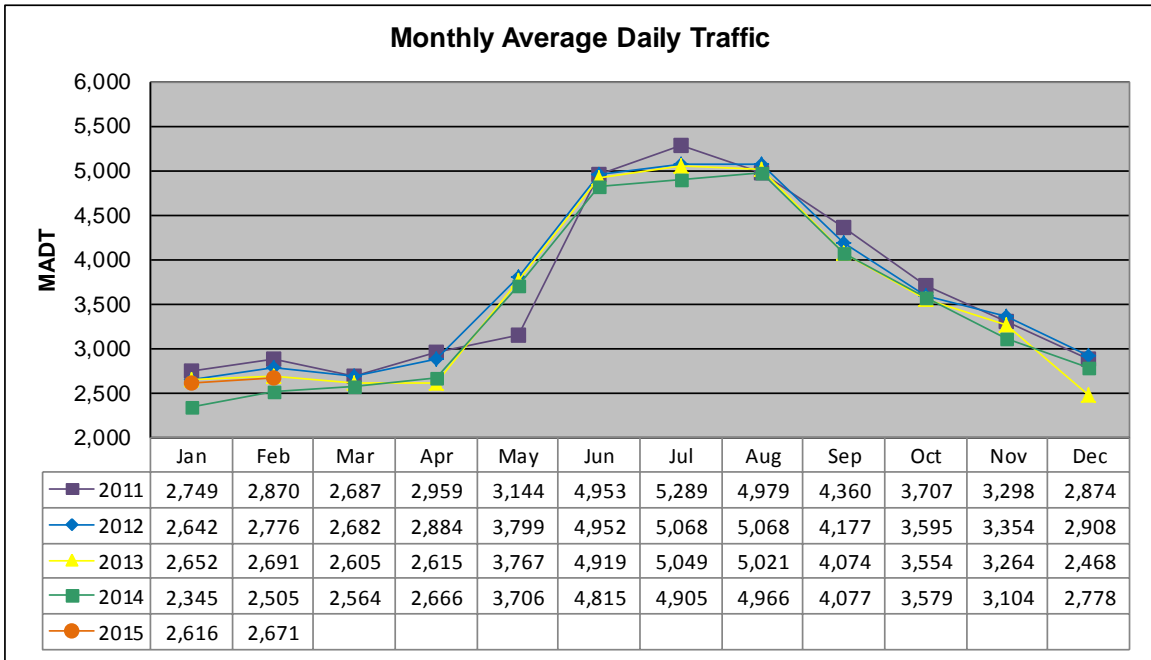


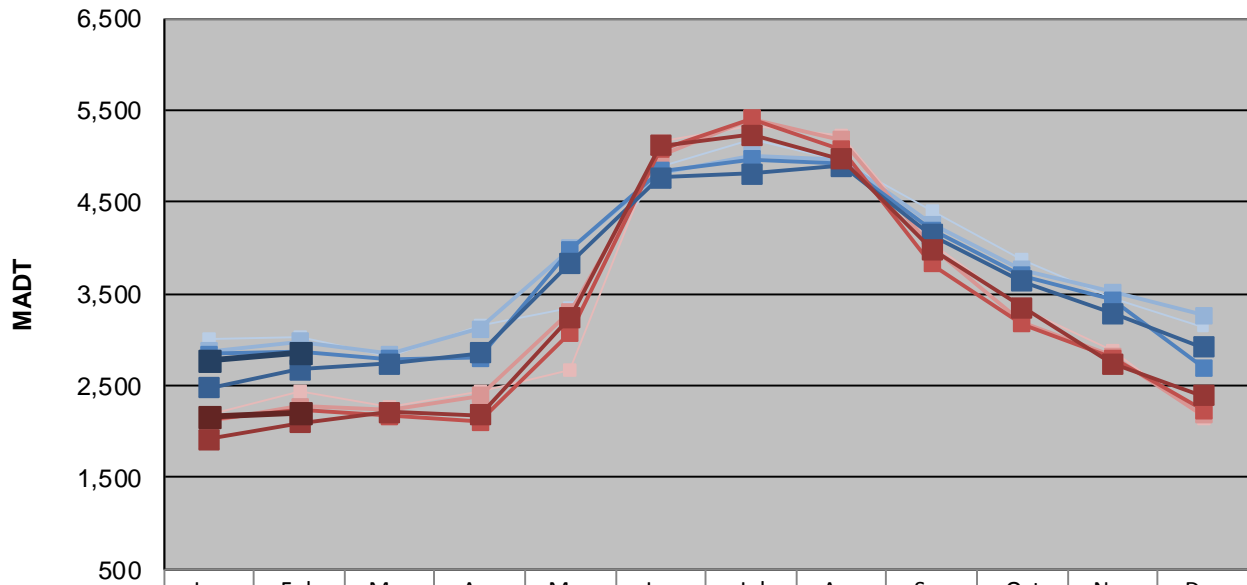
# MONTHLY REPORT, STATION NO. 211 (ATR)

## FEBRUARY 2014

Station Measurement: VOLUME/SPEED/CLASS		
Route: TH 53	Route Direction: N/S	Lanes: 4
County: St Louis	Closest City: Virginia	
Functional Class: Rural Principal Arterial - Other		
Location: 1 MI NW OF CSAH65 (BISS RD), NW OF VIRGINIA		
Ref Post: 079+00.690	True Mile: 79.965	Sequence No. 6760
<b>Volume: 74,792</b>		<b>MADT: 2,671</b>
<b>Weekday (M-F) MADT: 2,862</b>		<b>Weekend (Sa-Su) MADT: 2,196</b>



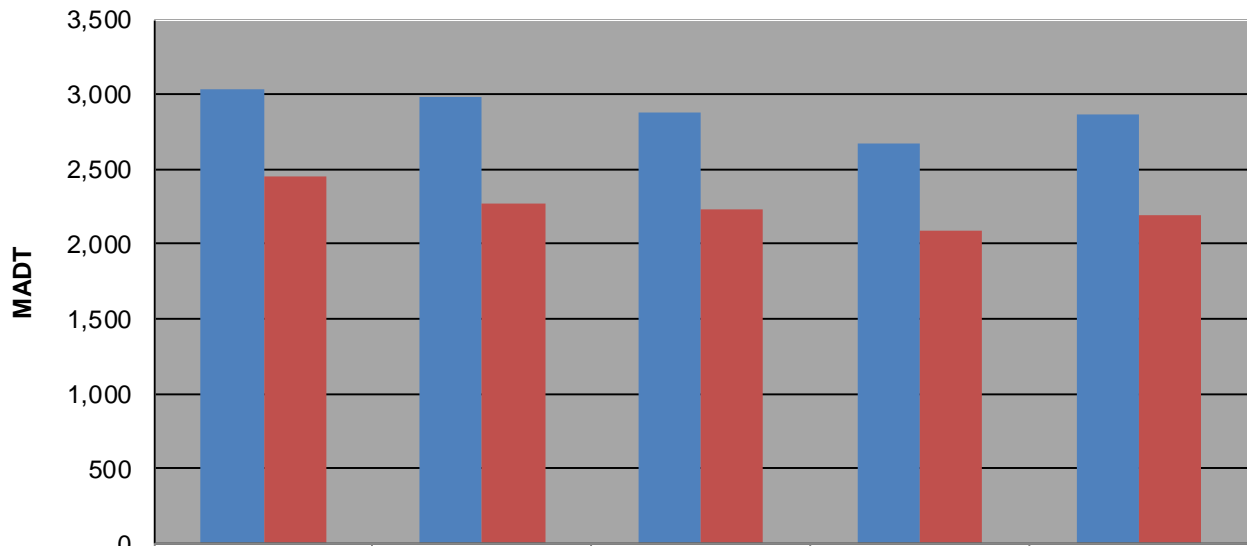
**Weekday (WD)/Weekend (WE) Monthly Average Daily Traffic**



	Jan	Feb	Mar	Apr	May	Jun	Jul	Aug	Sep	Oct	Nov	Dec
'11 WD	3,008	3,030	2,828	3,148	3,348	4,892	5,180	4,948	4,410	3,872	3,448	3,144
'11 WE	2,184	2,448	2,266	2,446	2,666	5,156	5,330	5,234	4,042	3,354	2,890	2,144
'12 WD	2,872	2,982	2,848	3,116	4,000	4,810	5,010	4,970	4,262	3,766	3,516	3,268
'12 WE	2,102	2,276	2,228	2,394	3,308	5,000	5,404	5,180	4,008	3,196	2,822	2,184
'13 WD	2,842	2,876	2,796	2,800	3,980	4,842	4,968	4,918	4,194	3,704	3,432	2,694
'13 WE	2,126	2,228	2,168	2,104	3,078	5,074	5,404	5,072	3,826	3,174	2,802	2,234
'14 WD	2,480	2,672	2,738	2,856	3,840	4,762	4,812	4,892	4,138	3,632	3,290	2,918
'14 WE	1,912	2,092	2,216	2,178	3,246	5,116	5,228	4,970	3,988	3,352	2,736	2,390
'15 WD	2,784	2,862										
'15 WE	2,168	2,196										

Note: 'Weekday' defined as Monday-Friday, 'Weekend' defined as Saturday-Sunday

**Weekday/Weekend Monthly Average Daily Traffic ('11-'15)**



	Feb-11	Feb-12	Feb-13	Feb-14	Feb-15
Weekday	3,030	2,982	2,876	2,672	2,862
Weekend	2,448	2,276	2,228	2,092	2,196