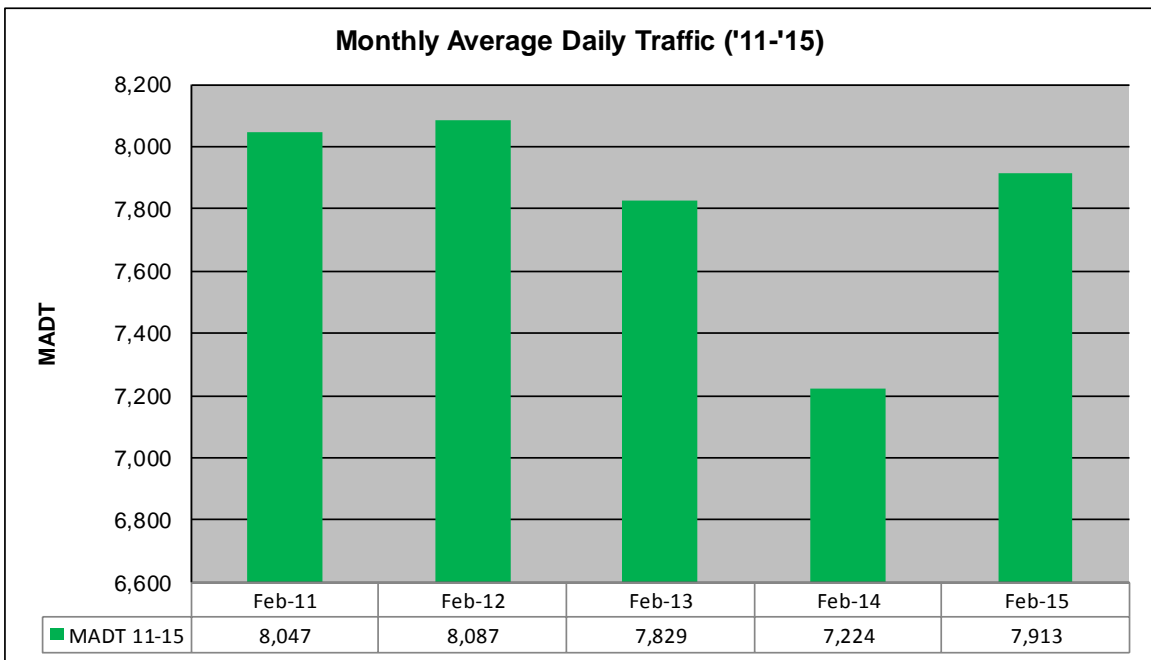
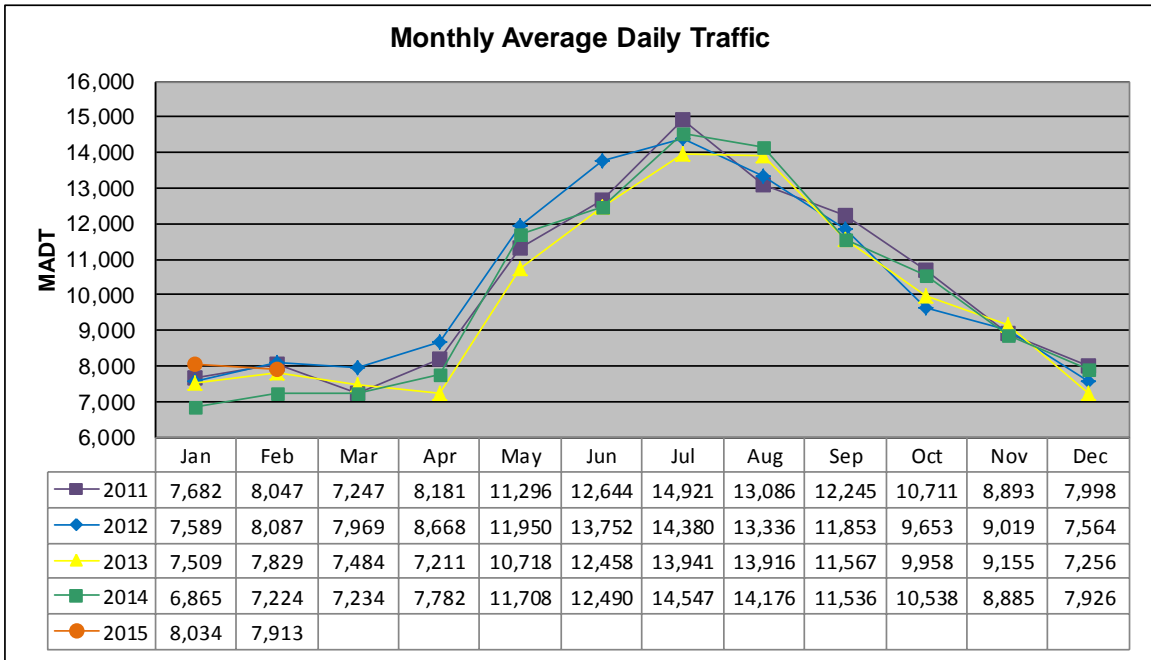


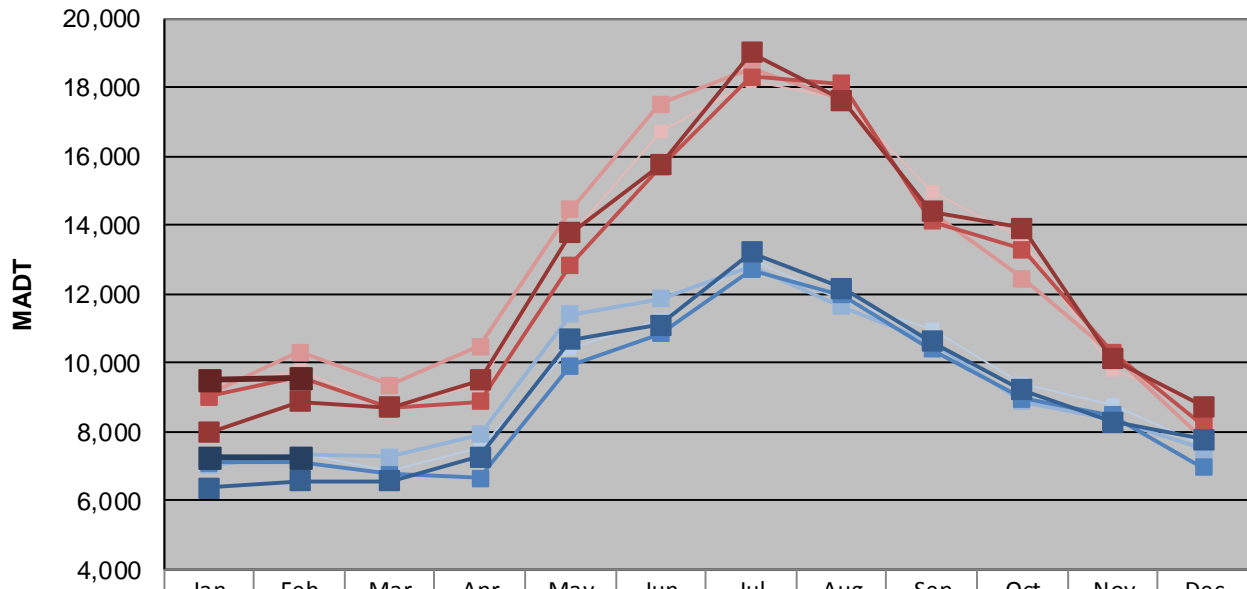
MONTHLY REPORT, STATION NO. 204 (ATR)

FEBRUARY 2015

Station Measurement: VOLUME/SPEED/CLASS		
Route: TH 169	Route Direction: N/S	Lanes: 4
County: Mille Lacs	Closest City: Onamia	
Functional Class: Rural Principal Arterial - Other		
Location: .3 MI N OF CSAH22 (350TH ST), S OF ONAMIA		
Ref Post: 212+00.700	True Mile: 210.2	Sequence No. 6780
Volume: 221,571		MADT: 7,913
Weekday (M-F) MADT: 7,260		Weekend (Sa-Su) MADT: 9,544



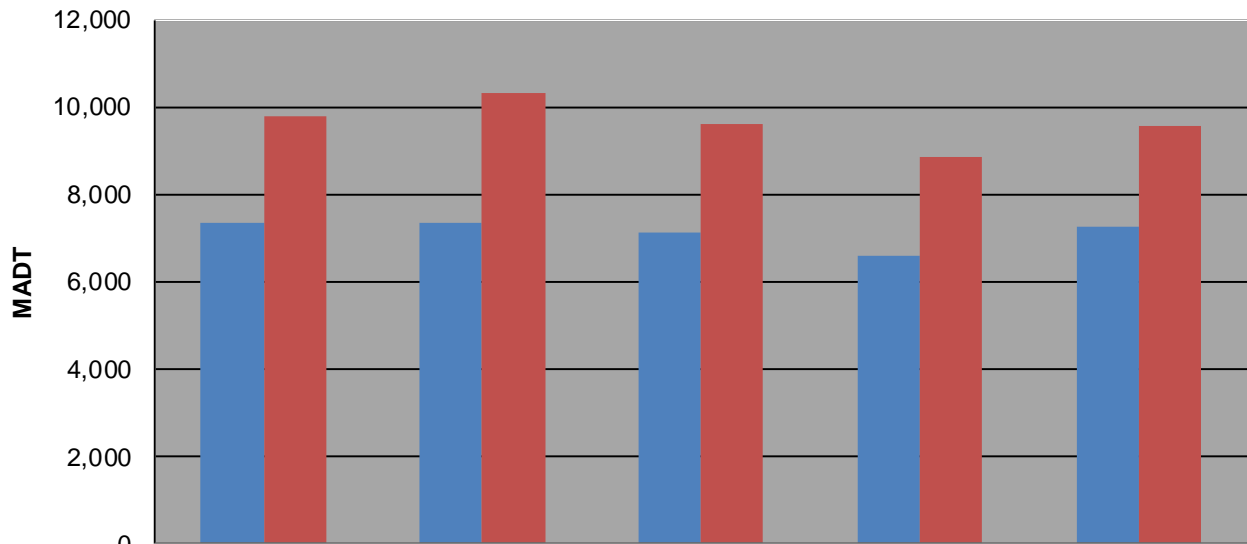
Weekday (WD)/Weekend (WE) Monthly Average Daily Traffic



	Jan	Feb	Mar	Apr	May	Jun	Jul	Aug	Sep	Oct	Nov	Dec
'11 WD	6,948	7,348	6,848	7,514	10,414	11,232	13,004	11,798	10,982	9,386	8,752	7,578
'11 WE	9,278	9,768	8,674	9,382	13,692	16,718	18,168	17,644	14,992	13,604	9,766	8,748
'12 WD	7,006	7,326	7,264	7,914	11,394	11,862	12,786	11,632	10,580	8,882	8,370	7,486
'12 WE	9,082	10,314	9,340	10,490	14,440	17,512	18,542	17,638	14,400	12,448	10,272	7,788
'13 WD	7,092	7,114	6,764	6,654	9,908	10,848	12,696	11,958	10,392	8,956	8,492	6,946
'13 WE	9,004	9,618	8,672	8,862	12,834	15,676	18,310	18,114	14,104	13,302	10,304	8,204
'14 WD	6,366	6,570	6,574	7,274	10,674	11,100	13,196	12,166	10,604	9,210	8,276	7,778
'14 WE	7,968	8,860	8,696	9,478	13,768	15,726	19,014	17,632	14,390	13,918	10,104	8,722
'15 WD	7,268	7,260										
'15 WE	9,486	9,544										

Note: 'Weekday' defined as Monday-Friday, 'Weekend' defined as Saturday-Sunday

Weekday/Weekend Monthly Average Daily Traffic ('11-'15)



	Feb-11	Feb-12	Feb-13	Feb-14	Feb-15
Weekday	7,348	7,326	7,114	6,570	7,260
Weekend	9,768	10,314	9,618	8,860	9,544