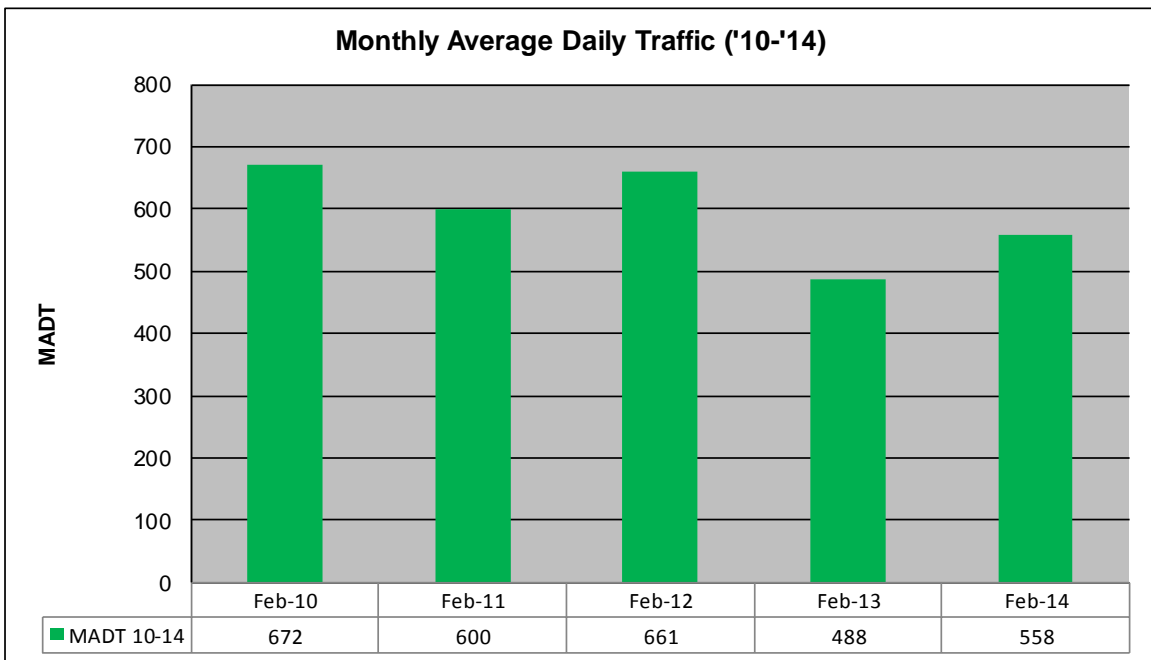
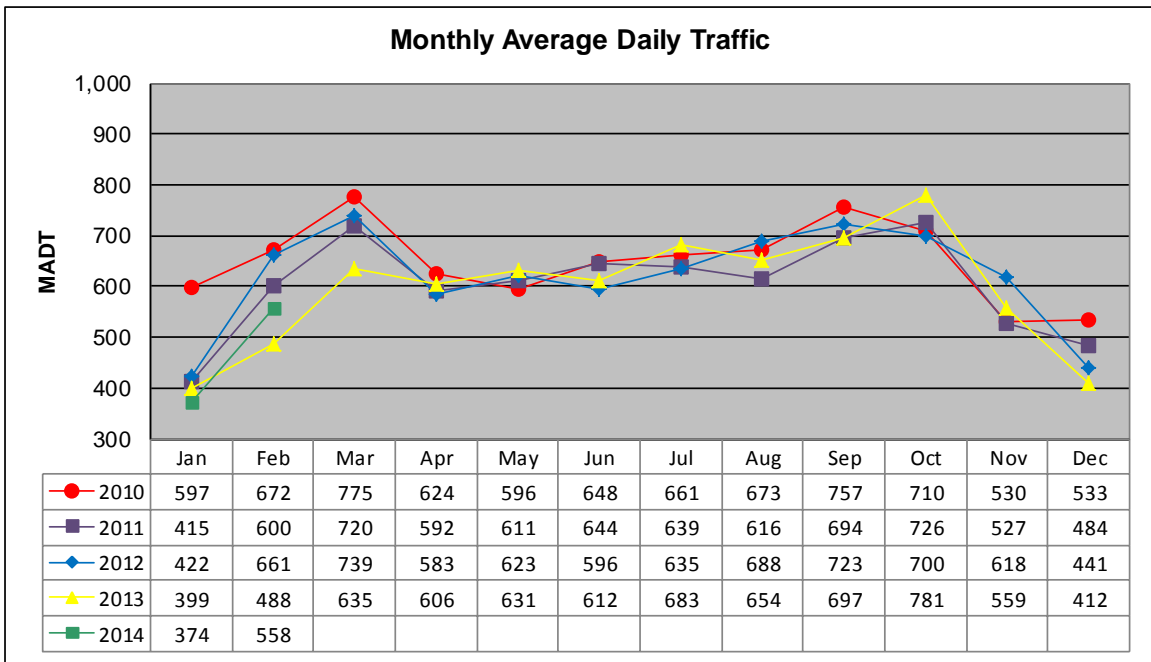


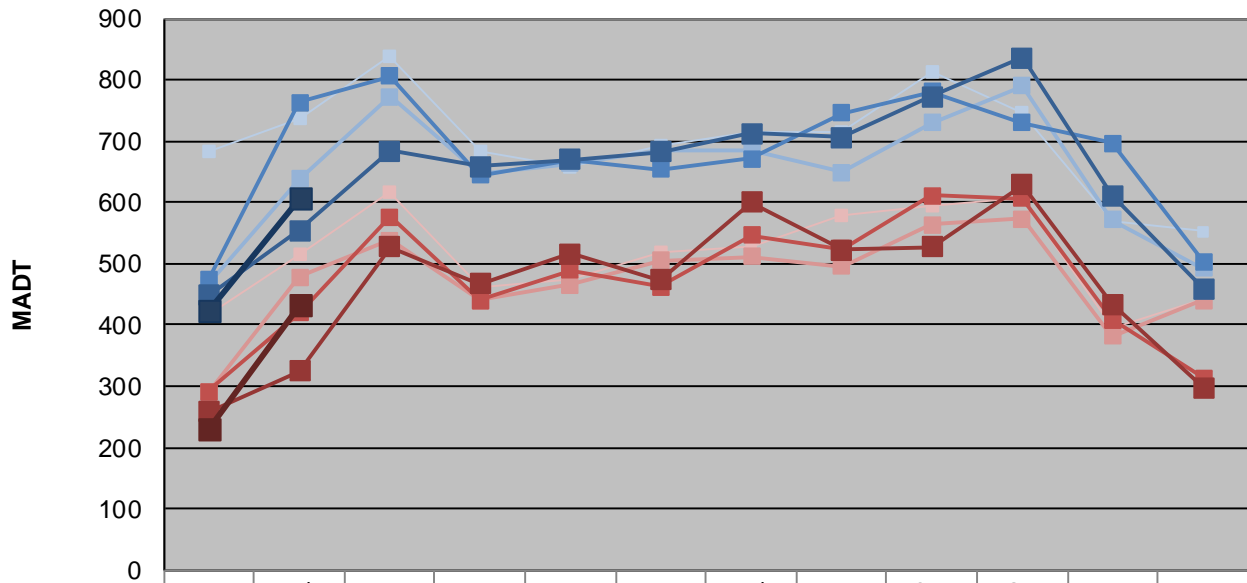
MONTHLY REPORT, STATION NO. 209 (ATR)

FEBRUARY 2014

Station Measurement: VOLUME/SPEED/CLASS		
Route: TH 75	Route Direction: N/S	Lanes: 2
County: Polk	Closest City: Warren	
Functional Class: Rural Minor Arterial		
Location: 1.7 MI N OF CSAH23 (40TH AVE NW), SE OF WARREN		
Ref Post: 343+00.155	True Mile: 343.144	Sequence No. 6723
Volume: 15,626		MADT: 558
Weekday (M-F) MADT: 608		Weekend (Sa-Su) MADT: 432



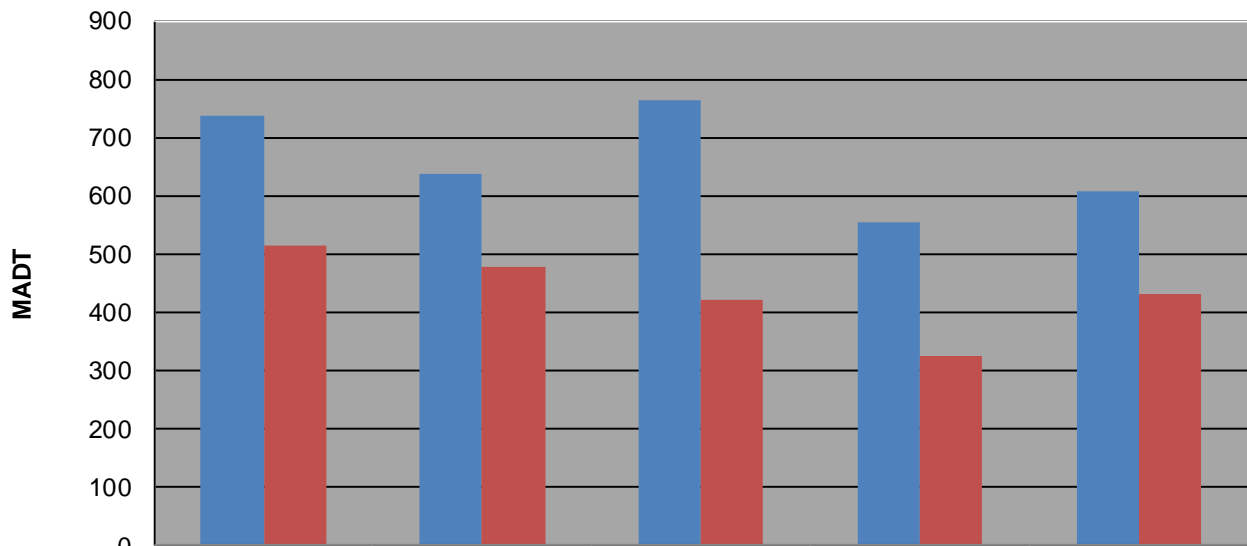
Weekday (WD)/Weekend (WE) Monthly Average Daily Traffic



	Jan	Feb	Mar	Apr	May	Jun	Jul	Aug	Sep	Oct	Nov	Dec
'10 WD	684	736	838	682	658	694	714	716	814	746	570	552
'10 WE	418	514	618	462	474	520	528	578	596	606	394	444
'11 WD	466	638	772	648	664	684	684	650	730	790	572	492
'11 WE	290	478	538	440	466	506	512	496	564	574	382	440
'12 WD	474	764	806	644	670	654	672	746	780	730	696	504
'12 WE	292	420	576	440	490	462	546	524	612	606	408	314
'13 WD	448	554	684	658	670	682	712	706	772	836	612	460
'13 WE	258	324	528	468	516	474	600	522	528	628	434	298
'14 WD	424	608										
'14 WE	230	432										

Note: 'Weekday' defined as Monday-Friday, 'Weekend' defined as Saturday-Sunday

Weekday/Weekend Monthly Average Daily Traffic ('10-'14)



	Feb-10	Feb-11	Feb-12	Feb-13	Feb-14
Weekday	736	638	764	554	608
Weekend	514	478	420	324	432