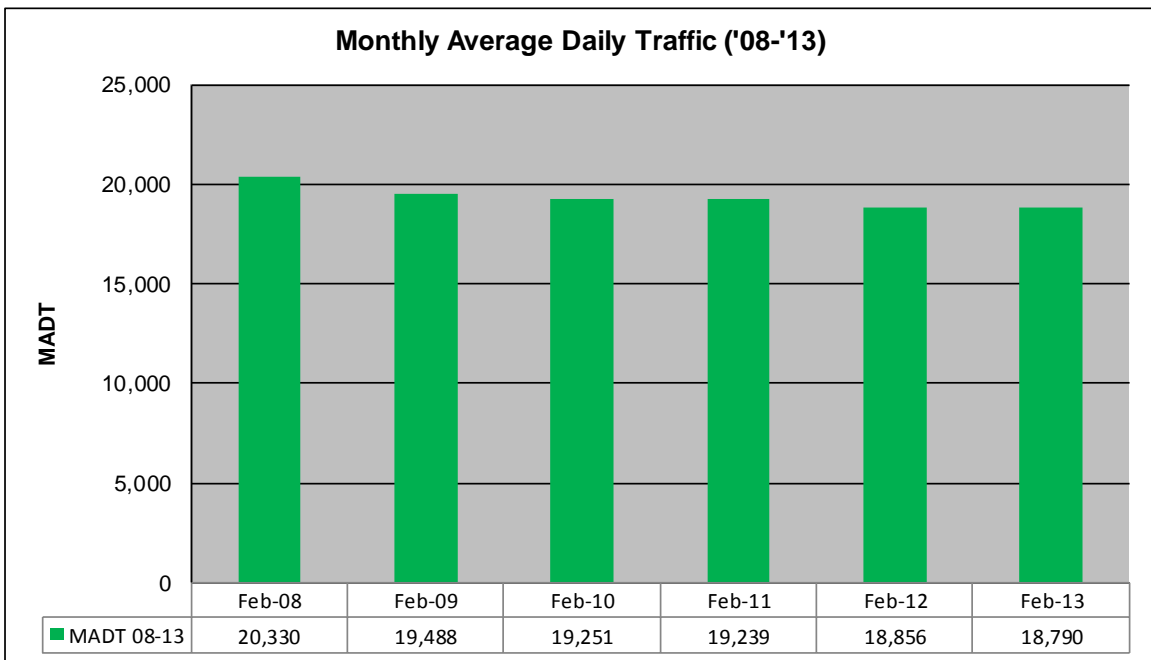
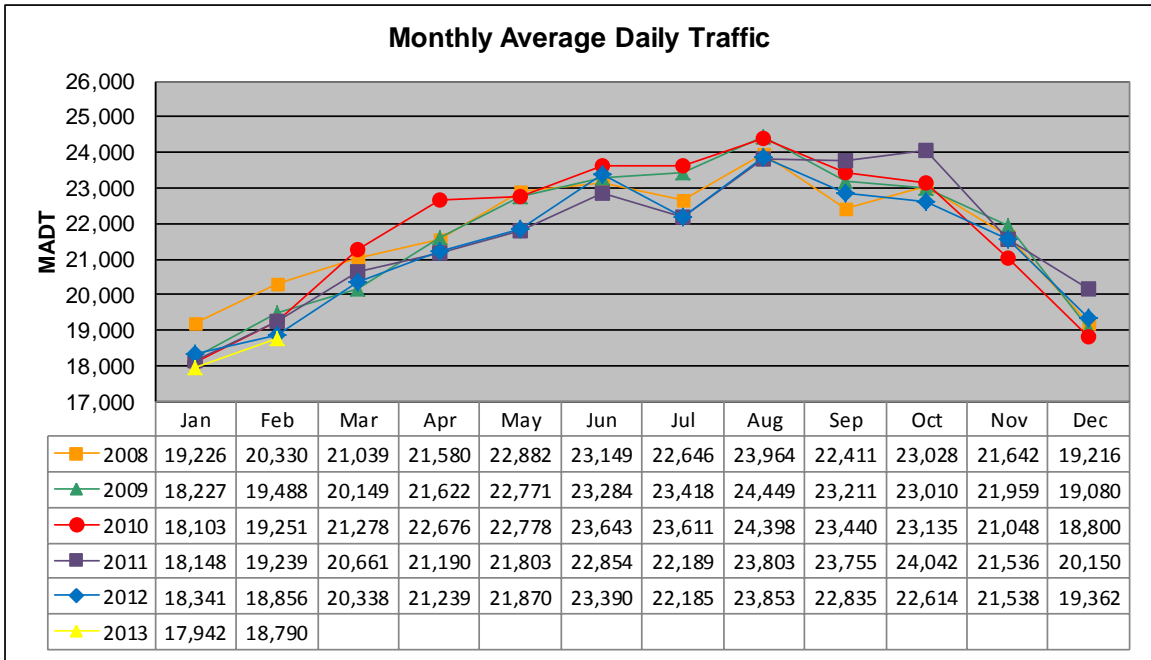


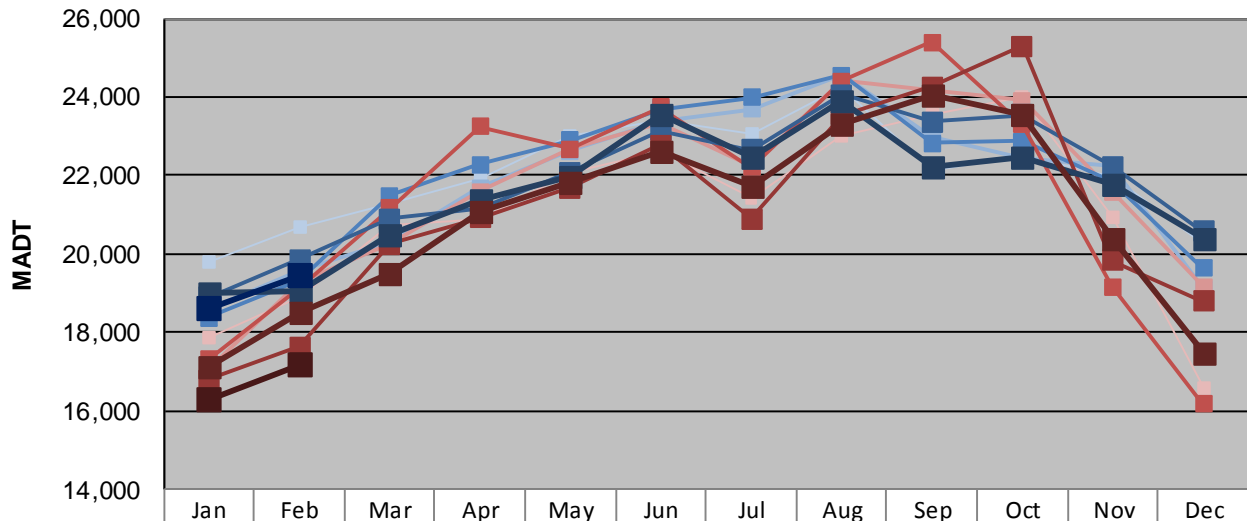
MONTHLY REPORT, STATION NO. 353 (ATR)

FEBRUARY 2013

Station Measurement: VOLUME/SPEED/CLASS		
Route: TH 169	Route Direction: N/S	Lanes: 4
County: Scott	Closest City: Jordan	
Functional Class: Rural Principal Arterial - Other		
Location: W OF CR59 (DELAWARE AVE), W OF JORDAN		
Ref Post: 096+00.670	True Mile: 96.198	Sequence No. 6788
Volume: 526,129		MADT: 18,790
Weekday (M-F) MADT: 19,430		Weekend (Sa-Su) MADT: 17,190



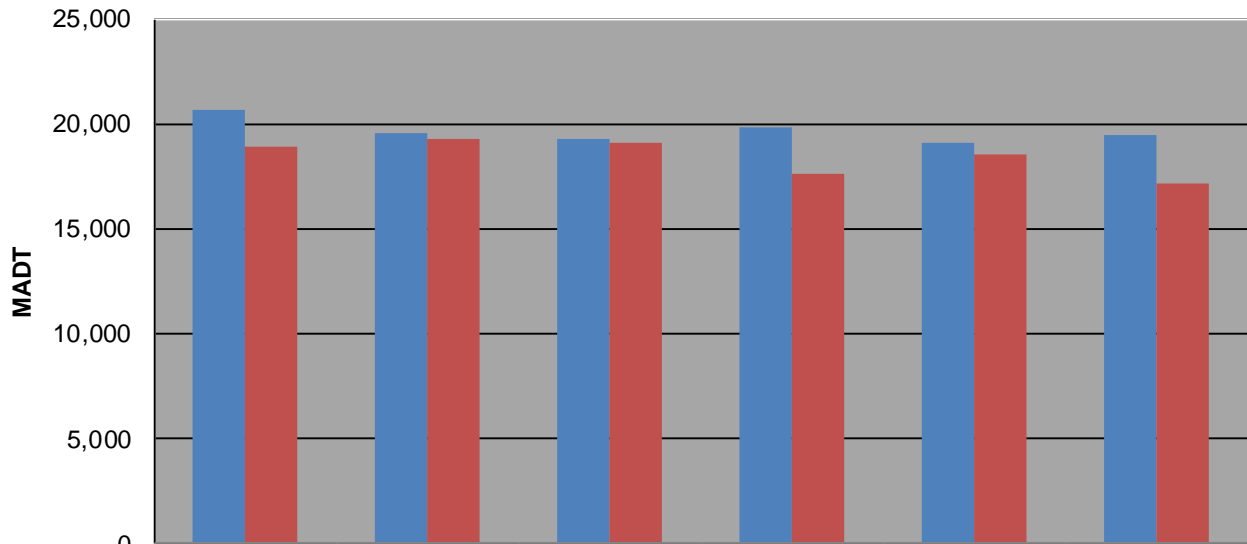
Weekday (WD)/Weekend (WE) Monthly Average Daily Traffic



	Jan	Feb	Mar	Apr	May	Jun	Jul	Aug	Sep	Oct	Nov	Dec
'08 WD	19,808	20,686	21,258	21,932	23,026	23,416	23,076	24,254	22,120	22,528	21,984	20,252
'08 WE	17,858	18,900	20,750	20,870	22,066	22,630	21,414	23,032	23,580	24,010	20,958	16,604
'09 WD	18,574	19,578	20,306	21,688	22,640	23,406	23,704	24,552	23,000	22,468	22,246	19,112
'09 WE	17,072	19,262	20,246	21,602	22,704	23,340	22,224	24,412	24,178	23,906	21,586	19,164
'10 WD	18,380	19,306	21,488	22,276	22,900	23,698	23,986	24,562	22,818	22,864	21,874	19,638
'10 WE	17,314	19,112	21,166	23,236	22,674	23,752	22,198	24,408	25,394	23,304	19,156	16,182
'11 WD	18,884	19,872	20,910	21,160	22,079	23,150	22,660	24,066	23,374	23,550	22,222	20,572
'11 WE	16,794	17,626	20,250	20,914	21,678	22,770	20,890	23,552	24,264	25,290	19,846	18,798
'12 WD	19,012	19,060	20,472	21,374	21,968	23,570	22,444	23,916	22,216	22,482	21,790	20,376
'12 WE	17,114	18,524	19,506	21,074	21,844	22,600	21,714	23,294	24,074	23,570	20,412	17,464
'13 WD	18,604	19,430										
'13 WE	16,298	17,190										

Note: 'Weekday' defined as Monday-Friday, 'Weekend' defined as Saturday-Sunday

Weekday/Weekend Monthly Average Daily Traffic ('08-'13)



	Feb-08	Feb-09	Feb-10	Feb-11	Feb-12	Feb-13
Weekday	20,686	19,578	19,306	19,872	19,060	19,430
Weekend	18,900	19,262	19,112	17,626	18,524	17,190