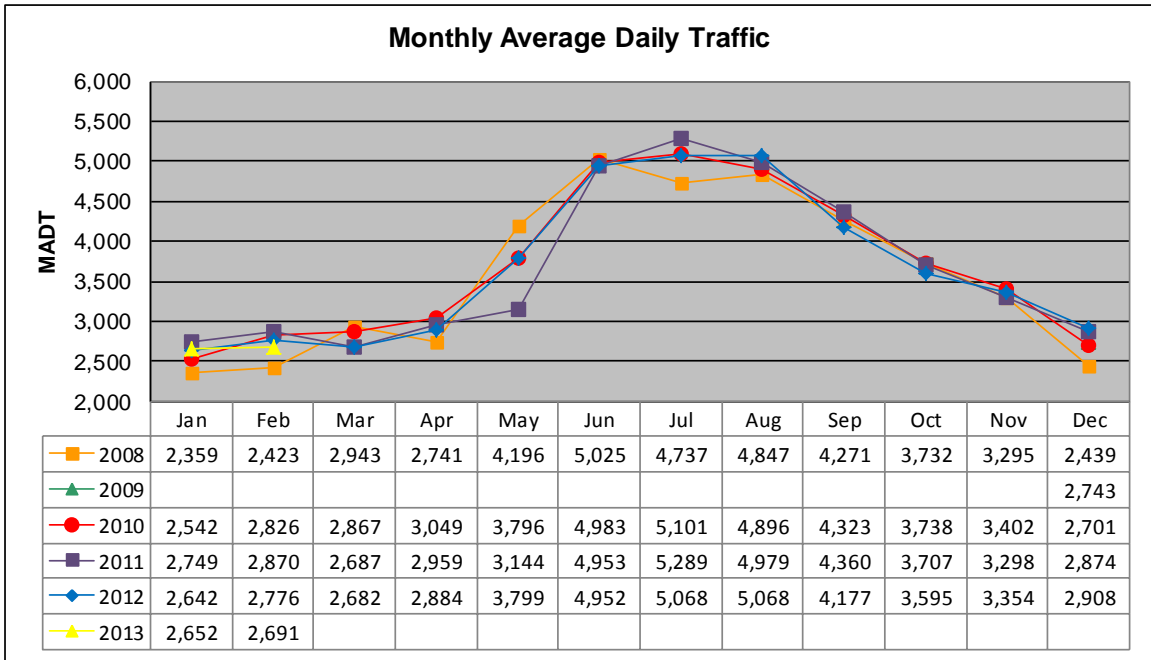


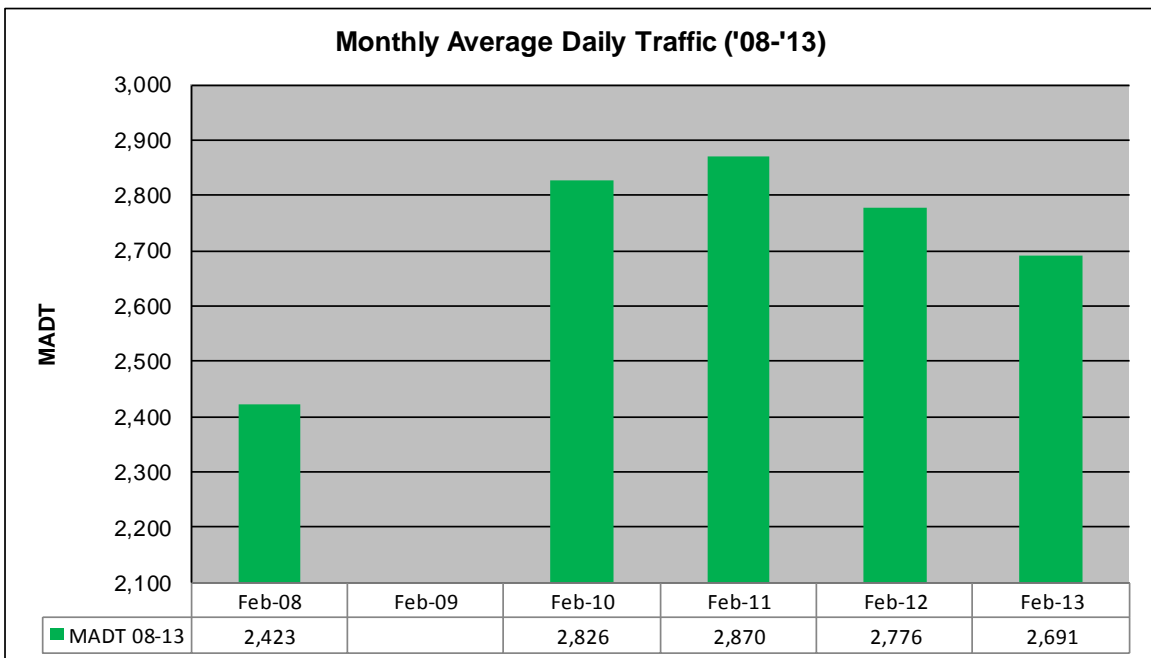
# MONTHLY REPORT, STATION NO. 211 (ATR)

## FEBRUARY 2013

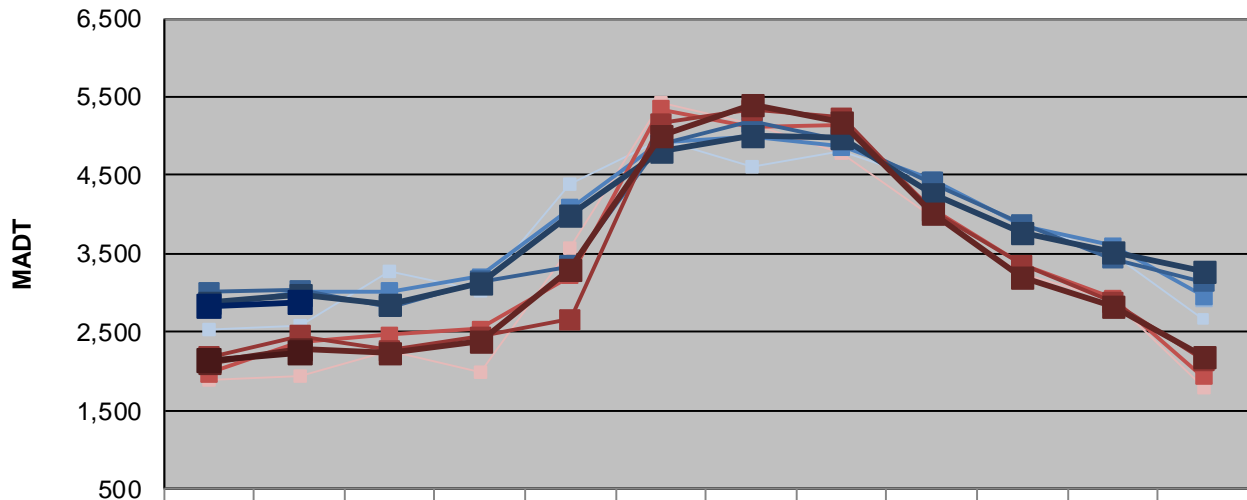
|   |                        |                                    |
|---|------------------------|------------------------------------|
| Station Measurement: VOLUME/SPEED/CLASS               |                        |                                    |
| Route: TH 53  | Route Direction: N/S   | Lanes: 4                           |
| County: St Louis                                      | Closest City: Virginia |                                    |
| Functional Class: Rural Principal Arterial - Other    |                        |                                    |
| Location: 1 MI NW OF CSAH65 (BISS RD), NW OF VIRGINIA |                        |                                    |
| Ref Post: 079+00.690                                  | True Mile: 79.965      | Sequence No. 6760                  |
| <b>Volume: 75,337</b>                                 |                        | <b>MADT: 2,691</b>                 |
| <b>Weekday (M-F) MADT: 2,876</b>                      |                        | <b>Weekend (Sa-Su) MADT: 2,228</b> |



Note: No data January to November 2009 due to sensors destroyed by construction



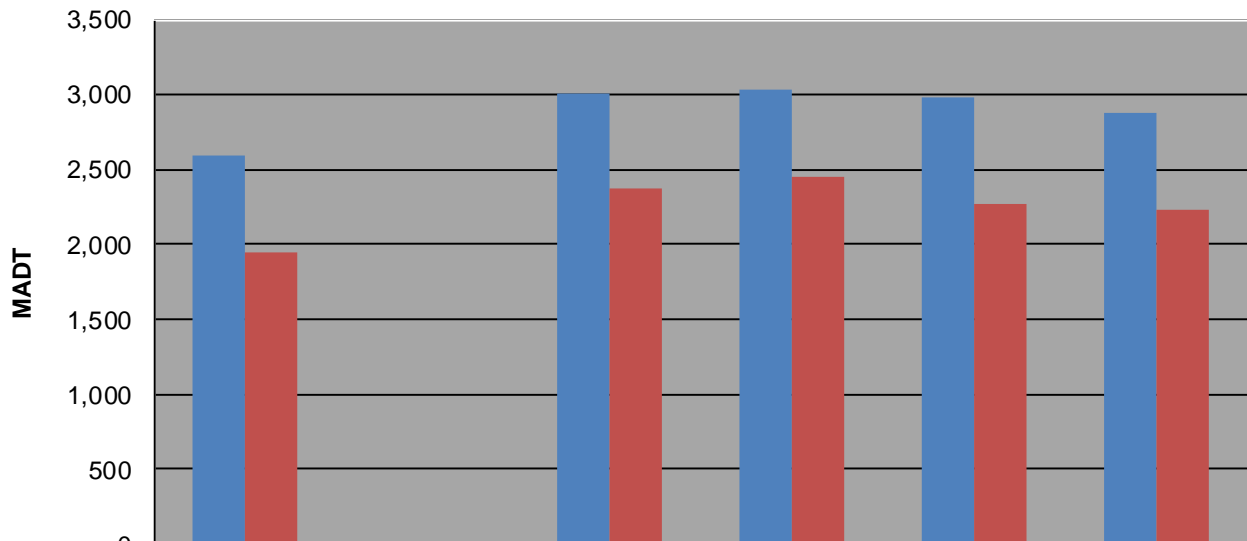
### Weekday (WD)/Weekend (WE) Monthly Average Daily Traffic



|        | Jan   | Feb   | Mar   | Apr   | May   | Jun   | Jul   | Aug   | Sep   | Oct   | Nov   | Dec   |
|--------|-------|-------|-------|-------|-------|-------|-------|-------|-------|-------|-------|-------|
| '08 WD | 2,532 | 2,590 | 3,276 | 3,022 | 4,378 | 4,948 | 4,614 | 4,806 | 4,412 | 3,884 | 3,488 | 2,666 |
| '08 WE | 1,896 | 1,942 | 2,274 | 1,994 | 3,562 | 5,420 | 5,164 | 4,784 | 3,970 | 3,250 | 2,910 | 1,788 |
| '09 WD |       |       |       |       |       |       |       |       |       |       |       | 2,926 |
| '09 WE |       |       |       |       |       |       |       |       |       |       |       | 2,200 |
| '10 WD | 2,806 | 3,006 | 3,022 | 3,212 | 4,080 | 4,914 | 4,988 | 4,868 | 4,438 | 3,866 | 3,602 | 2,964 |
| '10 WE | 1,972 | 2,378 | 2,468 | 2,538 | 3,220 | 5,340 | 5,110 | 5,132 | 4,074 | 3,354 | 2,930 | 1,938 |
| '11 WD | 3,008 | 3,030 | 2,828 | 3,148 | 3,348 | 4,892 | 5,180 | 4,948 | 4,410 | 3,872 | 3,448 | 3,144 |
| '11 WE | 2,184 | 2,448 | 2,266 | 2,446 | 2,666 | 5,156 | 5,330 | 5,234 | 4,042 | 3,354 | 2,890 | 2,144 |
| '12 WD | 2,872 | 2,982 | 2,848 | 3,116 | 4,000 | 4,810 | 5,010 | 4,970 | 4,262 | 3,766 | 3,516 | 3,268 |
| '12 WE | 2,102 | 2,276 | 2,228 | 2,394 | 3,308 | 5,000 | 5,404 | 5,180 | 4,008 | 3,196 | 2,822 | 2,184 |
| '13 WD | 2,842 | 2,876 |       |       |       |       |       |       |       |       |       |       |
| '13 WE | 2,126 | 2,228 |       |       |       |       |       |       |       |       |       |       |

Note: 'Weekday' defined as Monday-Friday, 'Weekend' defined as Saturday-Sunday

### Weekday/Weekend Monthly Average Daily Traffic ('08-'13)



|         | Feb-08 | Feb-09 | Feb-10 | Feb-11 | Feb-12 | Feb-13 |
|---------|--------|--------|--------|--------|--------|--------|
| Weekday | 2,590  |        | 3,006  | 3,030  | 2,982  | 2,876  |
| Weekend | 1,942  |        | 2,378  | 2,448  | 2,276  | 2,228  |