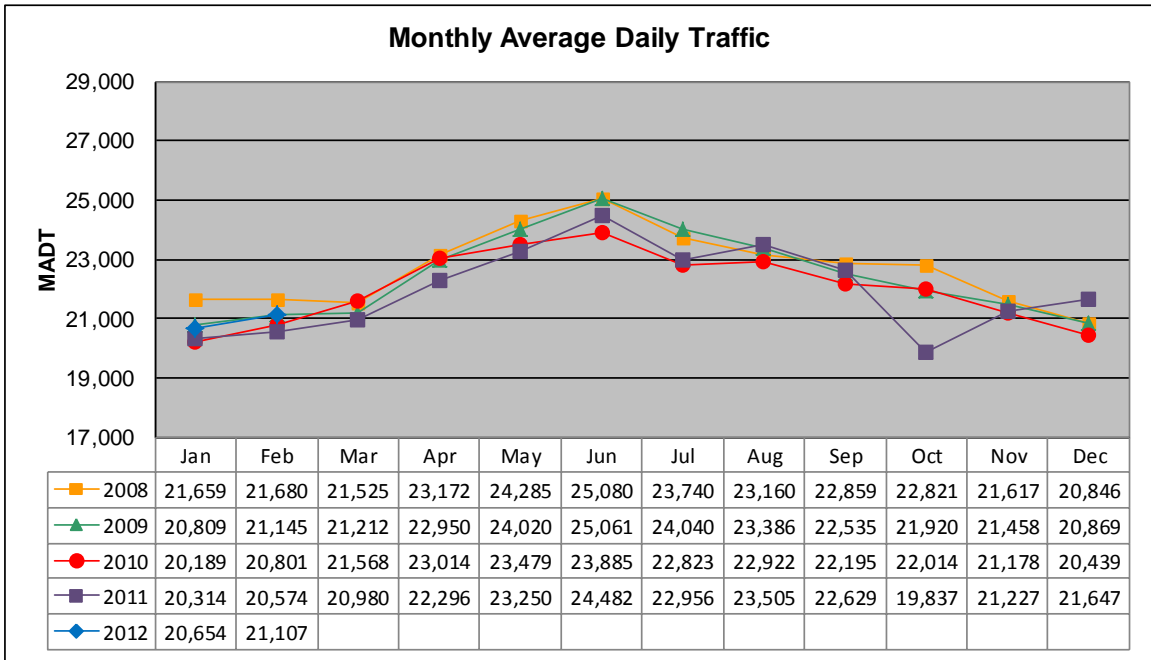


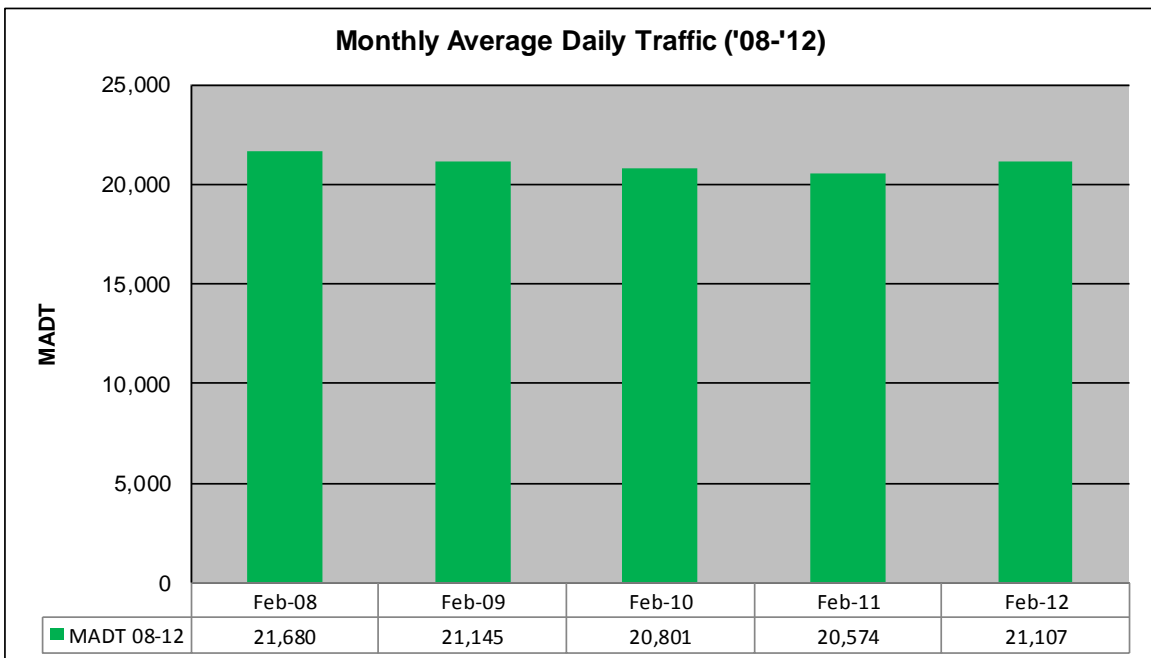
MONTHLY REPORT, STATION NO. 425 (ATR)

FEBRUARY 2012

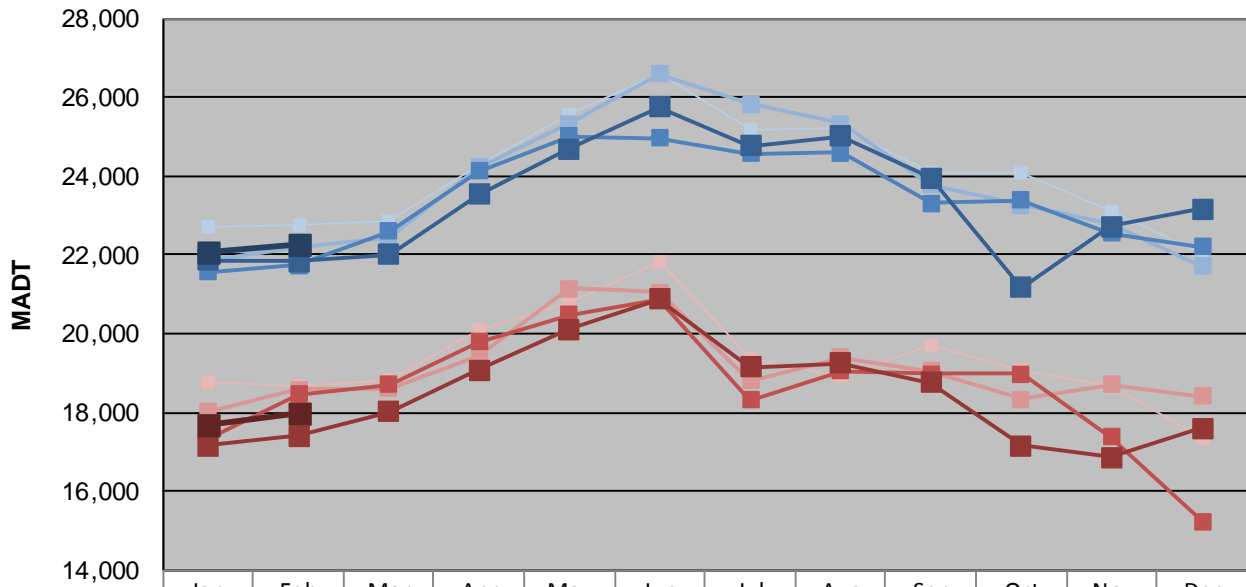
Station Measurement: VOLUME		
Route: CSAH 32	Route Direction: E/W	Lanes: 4
County: Dakota		Closest City: Eagan
Functional Class: Urban Minor Arterial		
Location: W OF MSAS109 (JOHNNY CAKE RIDGE RD) IN EAGAN		
Ref Post: 004+00.840	True Mile: 4.84	Sequence No. 9896
Volume: 612,115		MADT: 21,107
Weekday (M-F) MADT: 22,288		Weekend (Sa-Su) MADT: 17,988



Note: Decrease in traffic October 2011 due to construction on I-35E



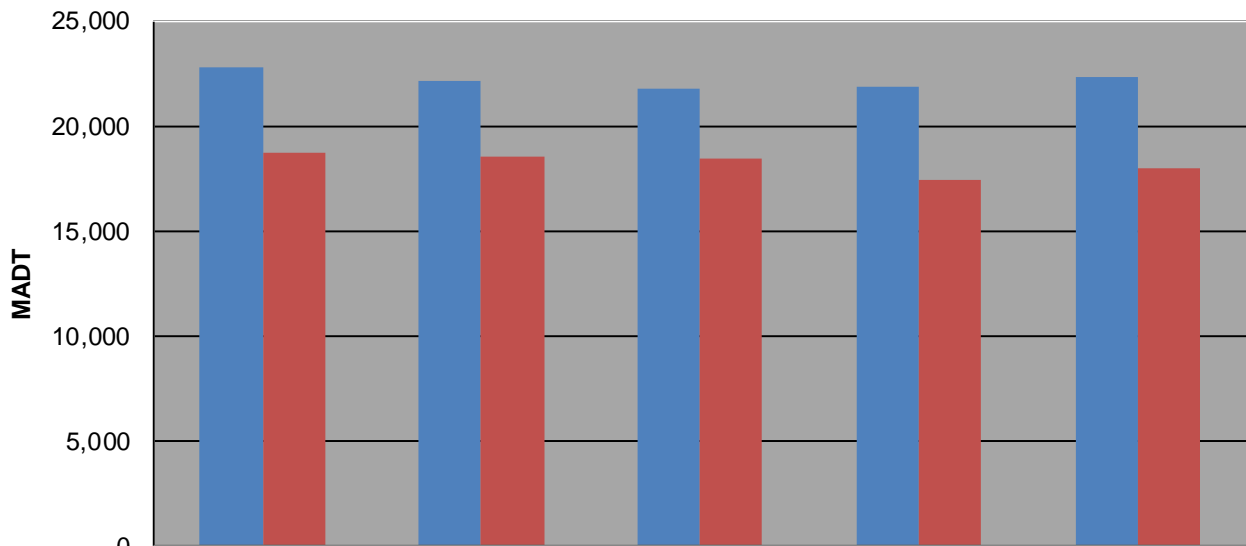
Weekday (WD)/Weekend (WE) Monthly Average Daily Traffic



	Jan	Feb	Mar	Apr	May	Jun	Jul	Aug	Sep	Oct	Nov	Dec
'08 WD	22,712	22,768	22,846	24,270	25,576	26,586	25,164	25,198	24,096	24,068	23,092	22,038
'08 WE	18,746	18,680	18,842	20,098	20,782	21,830	19,382	18,896	19,720	19,058	18,668	17,342
'09 WD	21,852	22,172	22,418	24,224	25,342	26,580	25,834	25,324	23,772	23,270	22,760	21,716
'09 WE	18,026	18,580	18,600	19,444	21,140	21,052	18,800	19,396	19,046	18,344	18,706	18,400
'10 WD	21,568	21,740	22,592	24,128	25,012	24,970	24,562	24,596	23,320	23,394	22,552	22,192
'10 WE	17,314	18,456	18,714	19,792	20,476	20,868	18,304	19,062	18,972	18,986	17,380	15,228
'11 WD	21,862	21,834	22,018	23,532	24,684	25,740	24,764	25,018	23,956	21,180	22,712	23,170
'11 WE	17,154	17,396	18,020	19,088	20,106	20,864	19,138	19,250	18,760	17,146	16,862	17,606
'12 WD	22,044	22,288										
'12 WE	17,678	17,988										

Note: 'Weekday' defined as Monday-Friday, 'Weekend' defined as Saturday-Sunday

Weekday/Weekend Monthly Average Daily Traffic ('07-'11)



	Feb-08	Feb-09	Feb-10	Feb-11	Feb-12
Weekday	22,768	22,172	21,740	21,834	22,288
Weekend	18,680	18,580	18,456	17,396	17,988