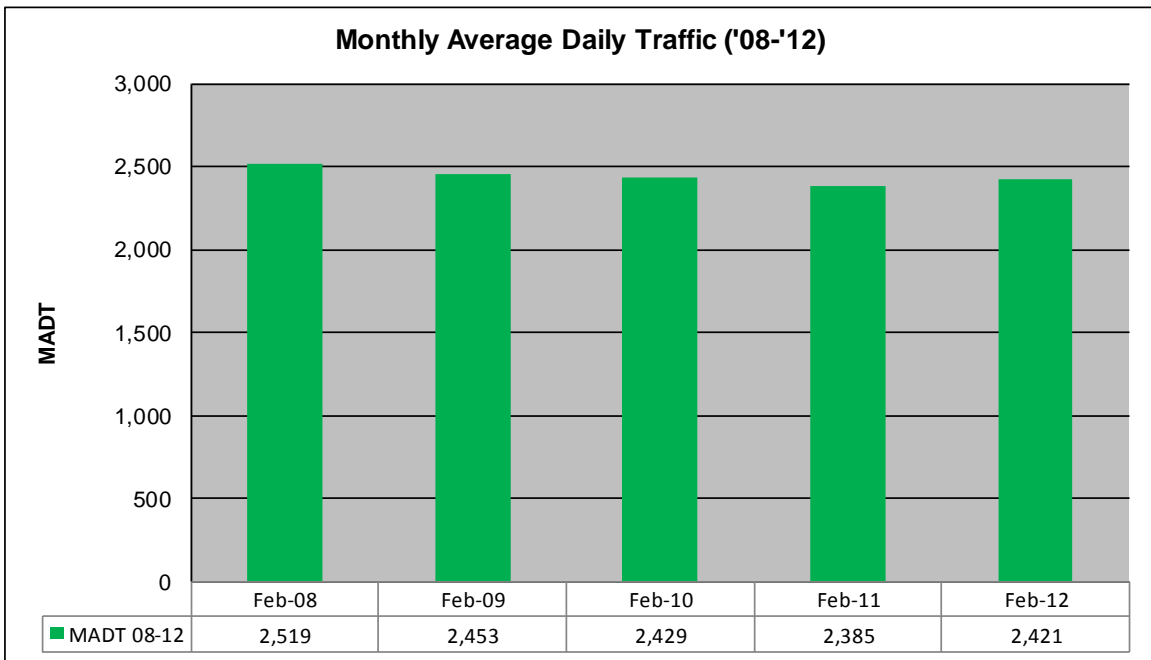
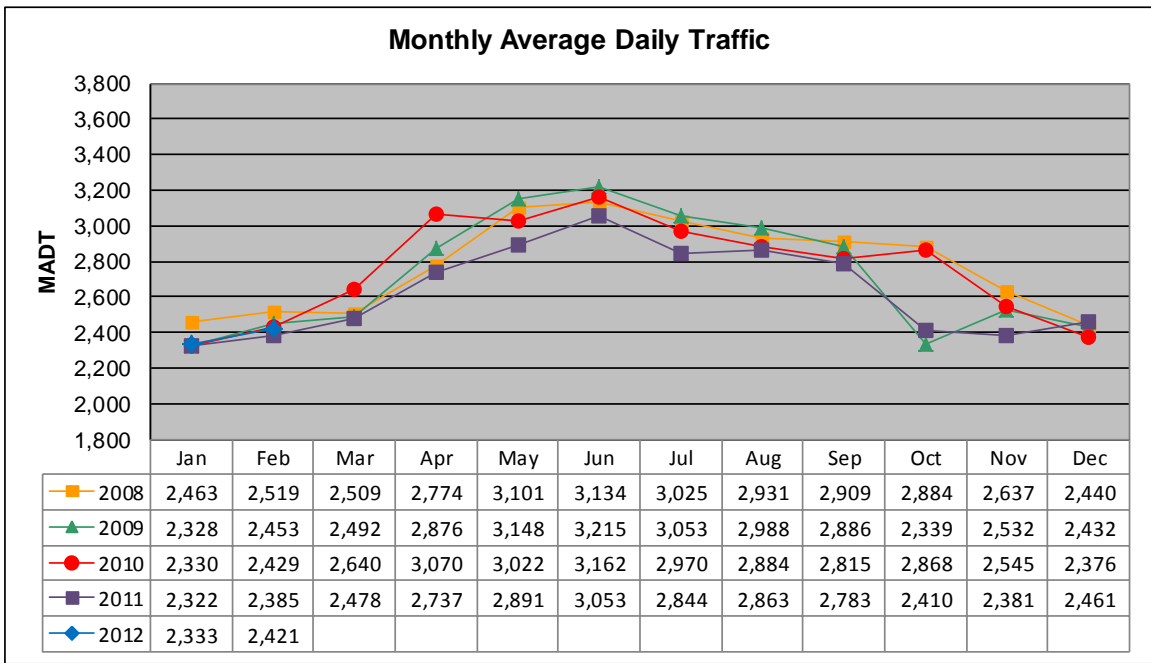


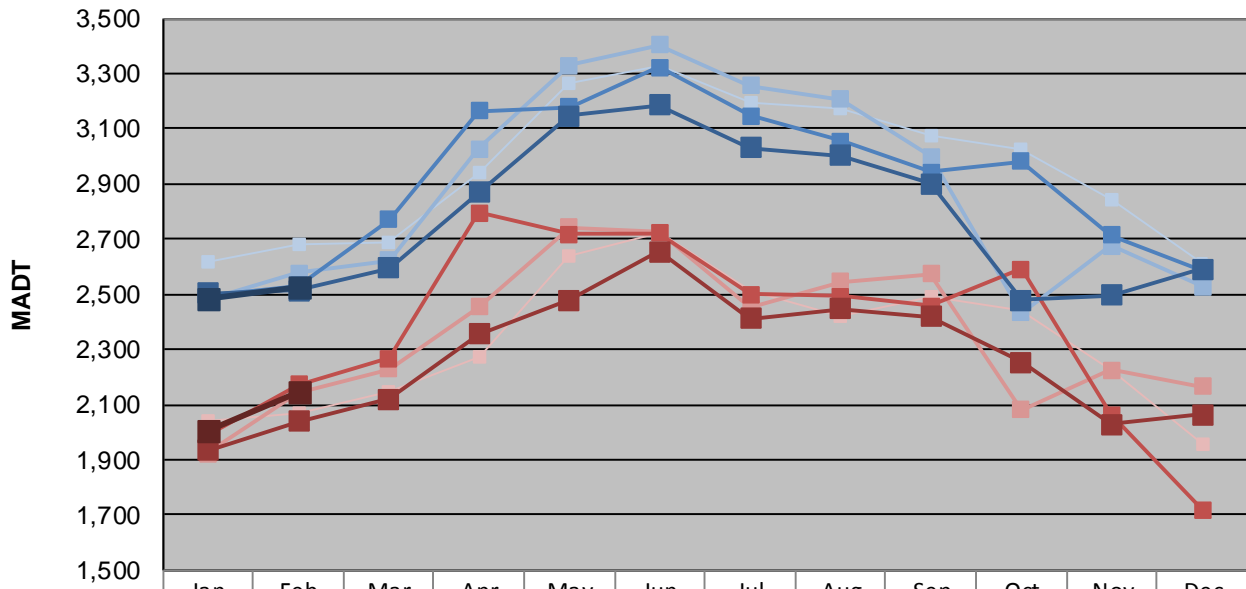
MONTHLY REPORT, STATION NO. 410 (ATR)

FEBRUARY 2012

Station Measurement: VOLUME		
Route: CSAH 23	Route Direction: N/S	Lanes: 2
County: Scott		Closest City: Prior Lake
Functional Class: Rural Minor Arterial		
Location: S OF CSAH68 (190TH ST E), S OF PRIOR LAKE		
Ref Post: 008+00.850	True Mile: 8.85	Sequence No. 9888
Volume: 70,215		MADT: 2,421
Weekday (M-F) MADT: 2,528		Weekend (Sa-Su) MADT: 2,148



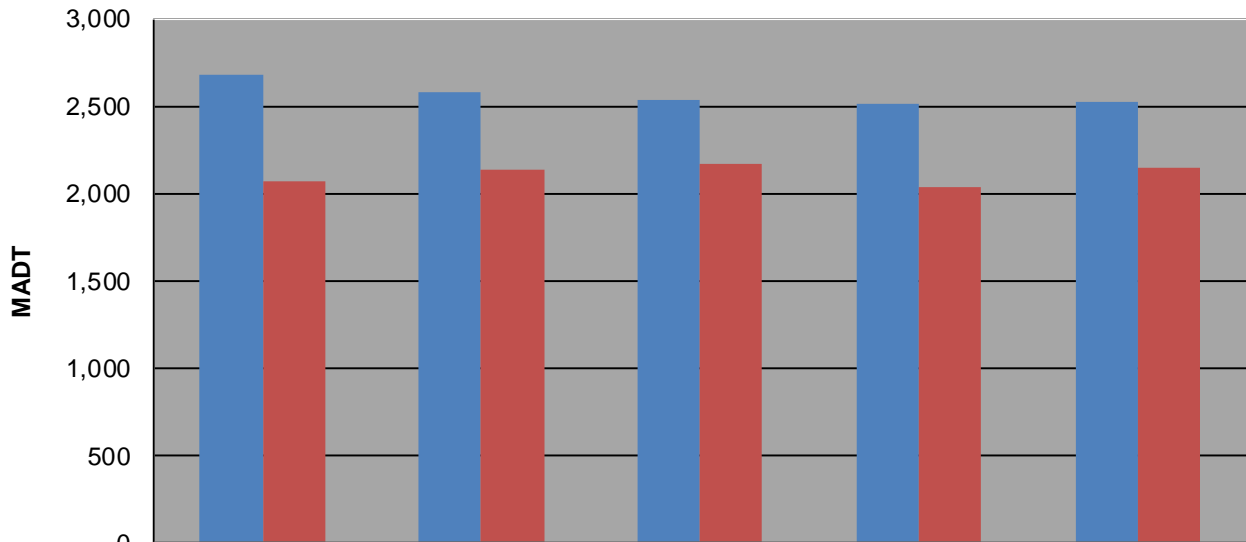
Weekday (WD)/Weekend (WE) Monthly Average Daily Traffic



	Jan	Feb	Mar	Apr	May	Jun	Jul	Aug	Sep	Oct	Nov	Dec
'08 WD	2,618	2,682	2,688	2,940	3,266	3,326	3,192	3,170	3,074	3,026	2,846	2,610
'08 WE	2,038	2,072	2,146	2,276	2,642	2,720	2,510	2,422	2,488	2,440	2,220	1,954
'09 WD	2,482	2,578	2,622	3,028	3,330	3,404	3,256	3,206	2,998	2,432	2,674	2,526
'09 WE	1,924	2,140	2,230	2,454	2,744	2,726	2,452	2,544	2,574	2,080	2,226	2,166
'10 WD	2,494	2,532	2,772	3,166	3,180	3,322	3,146	3,054	2,944	2,980	2,714	2,586
'10 WE	1,986	2,172	2,268	2,796	2,718	2,720	2,498	2,492	2,458	2,590	2,062	1,720
'11 WD	2,502	2,512	2,596	2,870	3,146	3,184	3,032	3,002	2,902	2,480	2,496	2,592
'11 WE	1,934	2,040	2,118	2,356	2,478	2,654	2,412	2,448	2,418	2,254	2,028	2,064
'12 WD	2,486	2,528										
'12 WE	2,008	2,148										

Note: 'Weekday' defined as Monday-Friday, 'Weekend' defined as Saturday-Sunday

Weekday/Weekend Monthly Average Daily Traffic ('08-'12)



	Feb-08	Feb-09	Feb-10	Feb-11	Feb-12
Weekday	2,682	2,578	2,532	2,512	2,528
Weekend	2,072	2,140	2,172	2,040	2,148