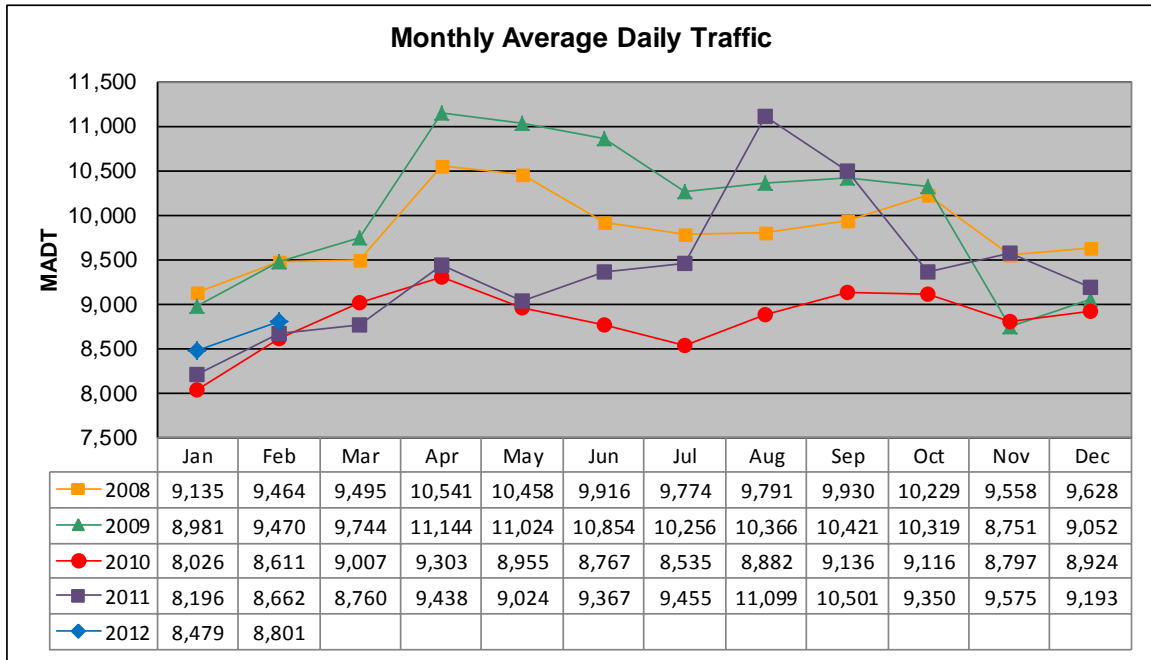


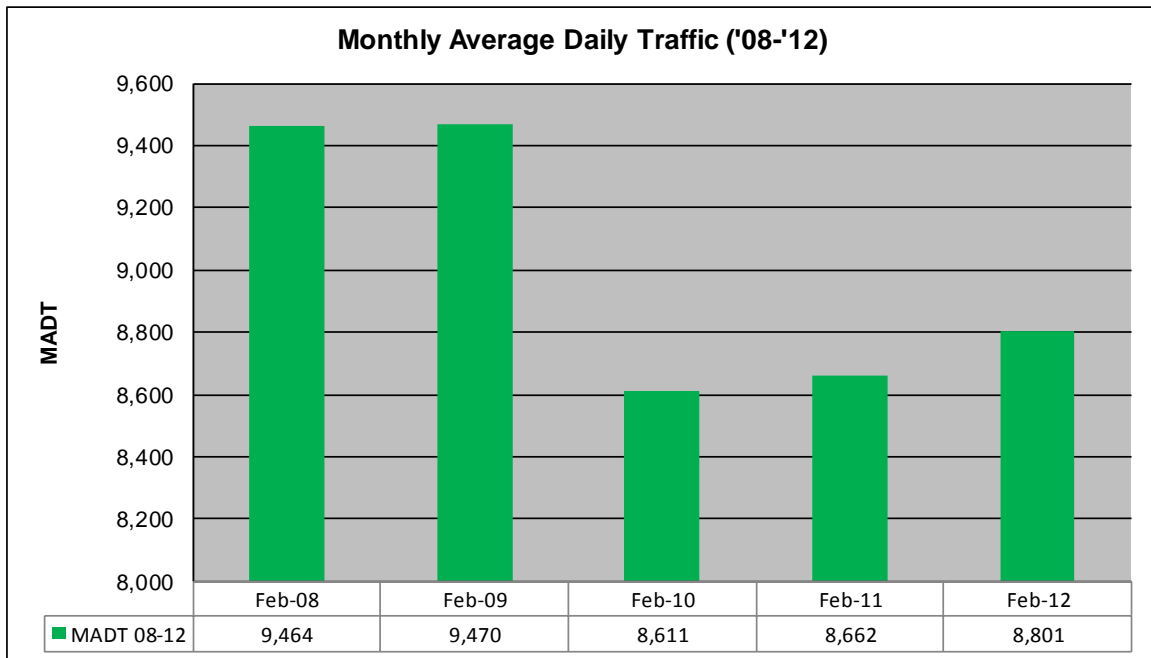
MONTHLY REPORT, STATION NO. 28 (ATR)

FEBRUARY 2012

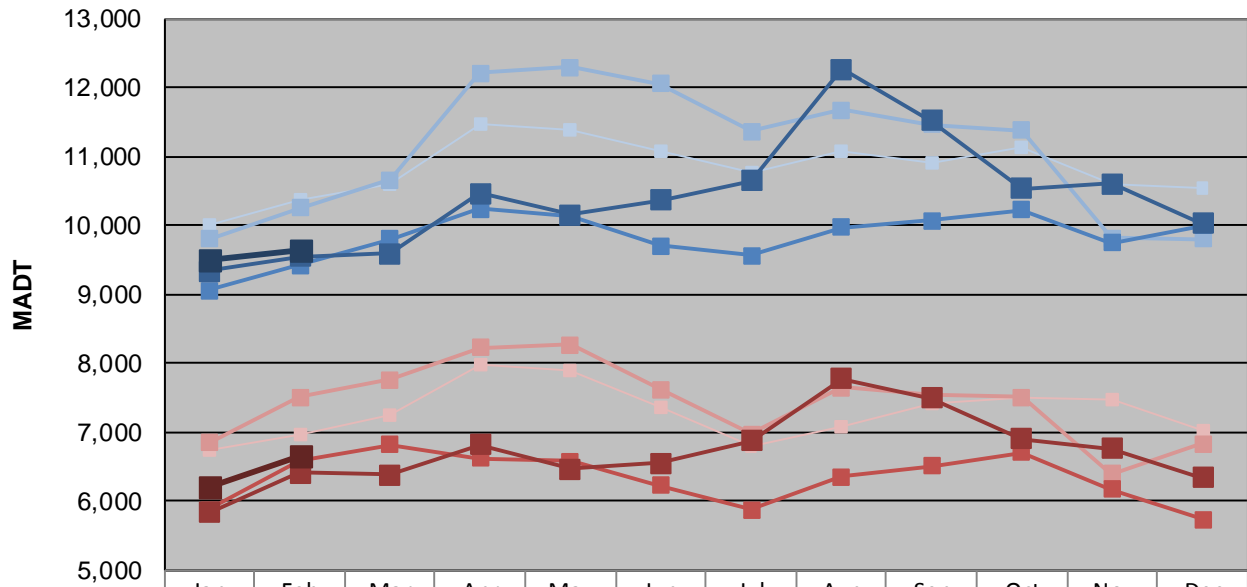
Station Measurement: VOLUME		
Route: MSAS 114	Route Direction: E/W	Lanes: 2
County: Stearns	Closest City: St Cloud	
Functional Class: Urban Minor Arterial		
Location: W OF 25TH AVE N IN ST CLOUD		
Ref Post: 000+00.750	True Mile: 0.75	Sequence No. 9813
Volume: 255,231		MADT: 8,801
Weekday (M-F) MADT: 9,644		Weekend (Sa-Su) MADT: 6,666



Note: Increase in traffic June to September 2011 due to detour from TH 23



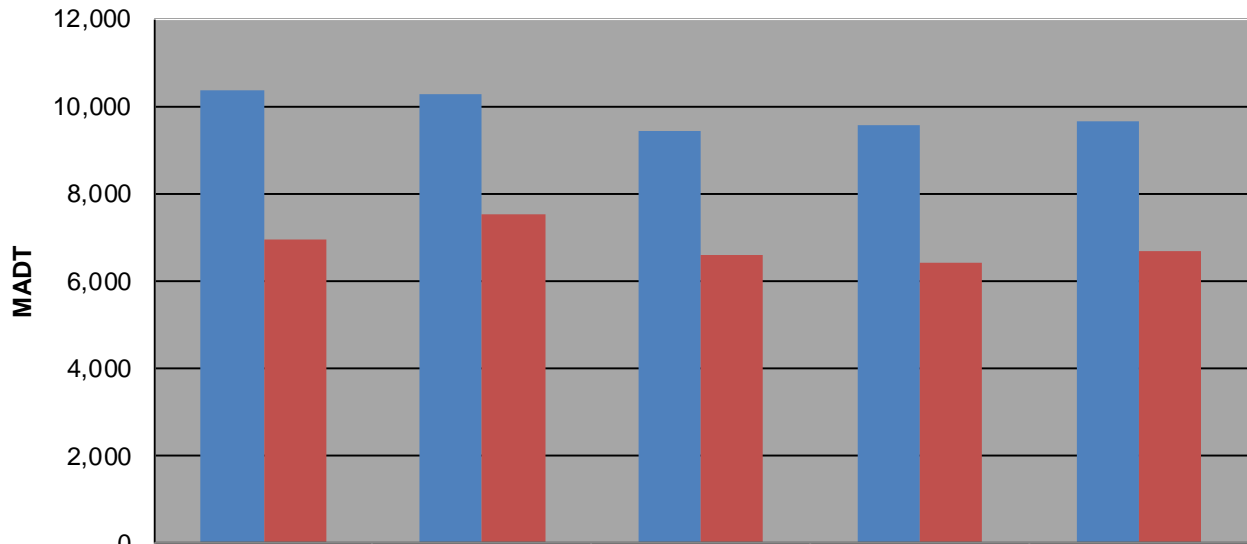
Weekday (WD)/Weekend (WE) Monthly Average Daily Traffic



	Jan	Feb	Mar	Apr	May	Jun	Jul	Aug	Sep	Oct	Nov	Dec
'08 WD	10,002	10,370	10,596	11,472	11,394	11,060	10,776	11,062	10,898	11,138	10,596	10,540
'08 WE	6,752	6,956	7,240	7,980	7,900	7,370	6,800	7,070	7,424	7,502	7,482	7,012
'09 WD	9,796	10,256	10,660	12,204	12,286	12,058	11,368	11,674	11,462	11,376	9,808	9,804
'09 WE	6,842	7,506	7,756	8,218	8,260	7,618	6,972	7,648	7,530	7,502	6,400	6,838
'10 WD	9,058	9,422	9,800	10,236	10,136	9,698	9,562	9,966	10,074	10,220	9,740	10,000
'10 WE	5,874	6,584	6,810	6,614	6,584	6,232	5,870	6,346	6,504	6,706	6,172	5,736
'11 WD	9,338	9,554	9,596	10,460	10,148	10,368	10,638	12,268	11,522	10,526	10,600	10,020
'11 WE	5,836	6,404	6,384	6,812	6,470	6,556	6,872	7,768	7,486	6,906	6,758	6,340
'12 WD	9,502	9,644										
'12 WE	6,212	6,666										

Note: 'Weekday' defined as Monday-Friday, 'Weekend' defined as Saturday-Sunday

Weekday/Weekend Monthly Average Daily Traffic ('08-'12)



	Feb-08	Feb-09	Feb-10	Feb-11	Feb-12
Weekday	10,370	10,256	9,422	9,554	9,644
Weekend	6,956	7,506	6,584	6,404	6,666