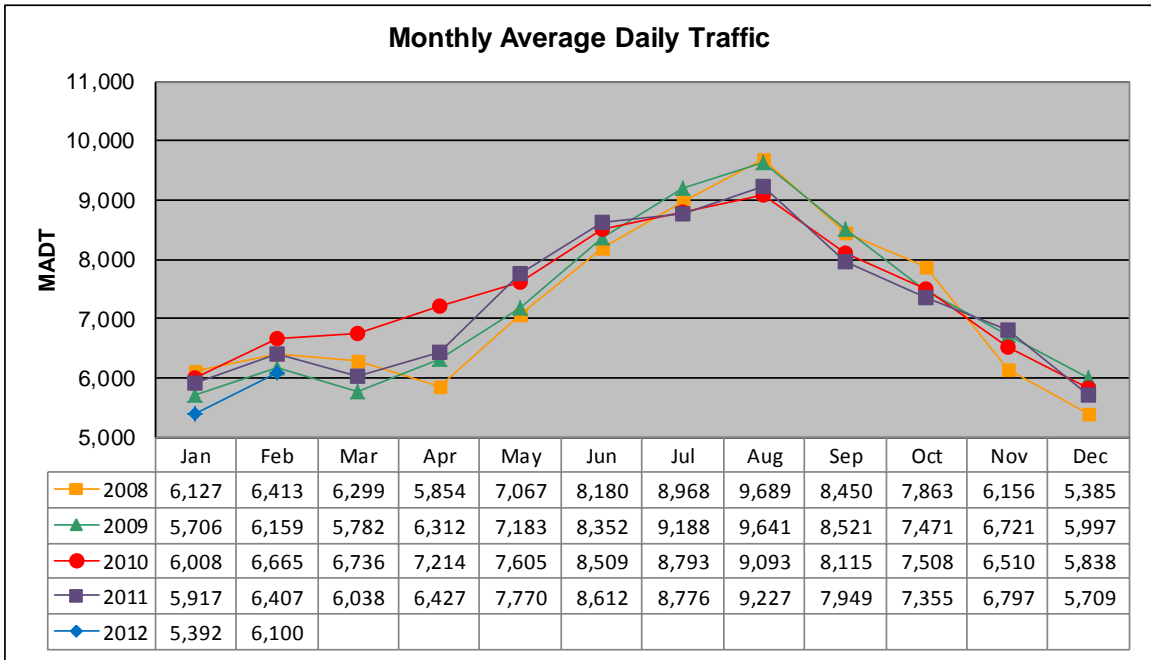


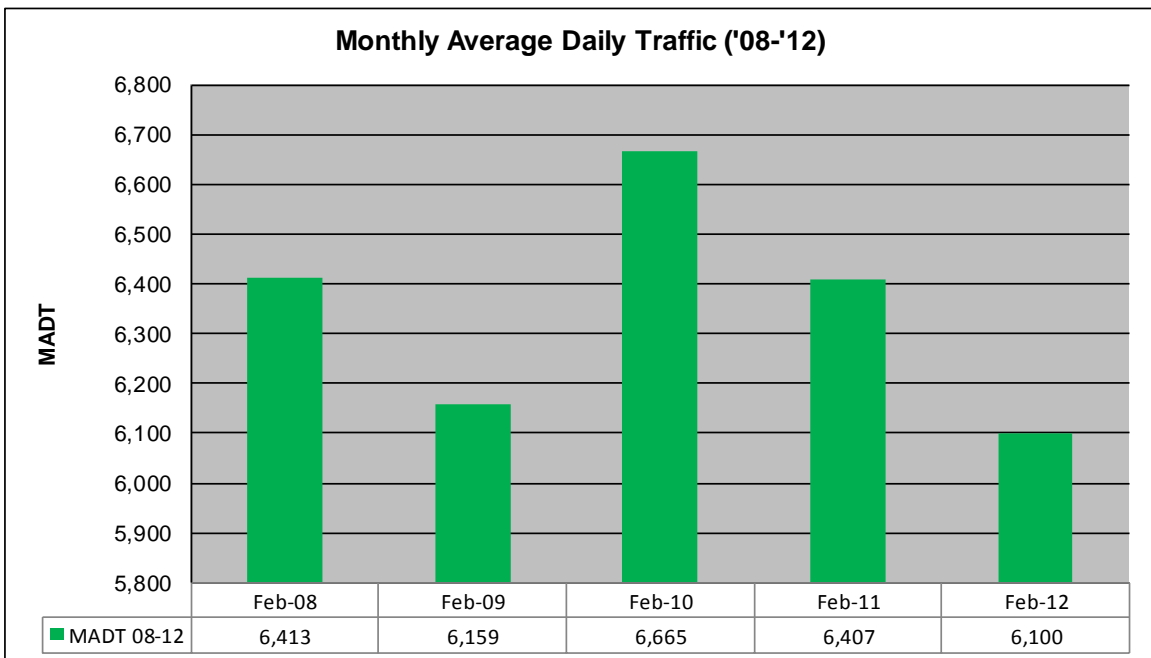
MONTHLY REPORT, STATION NO. 213 (ATR)

FEBRUARY 2012

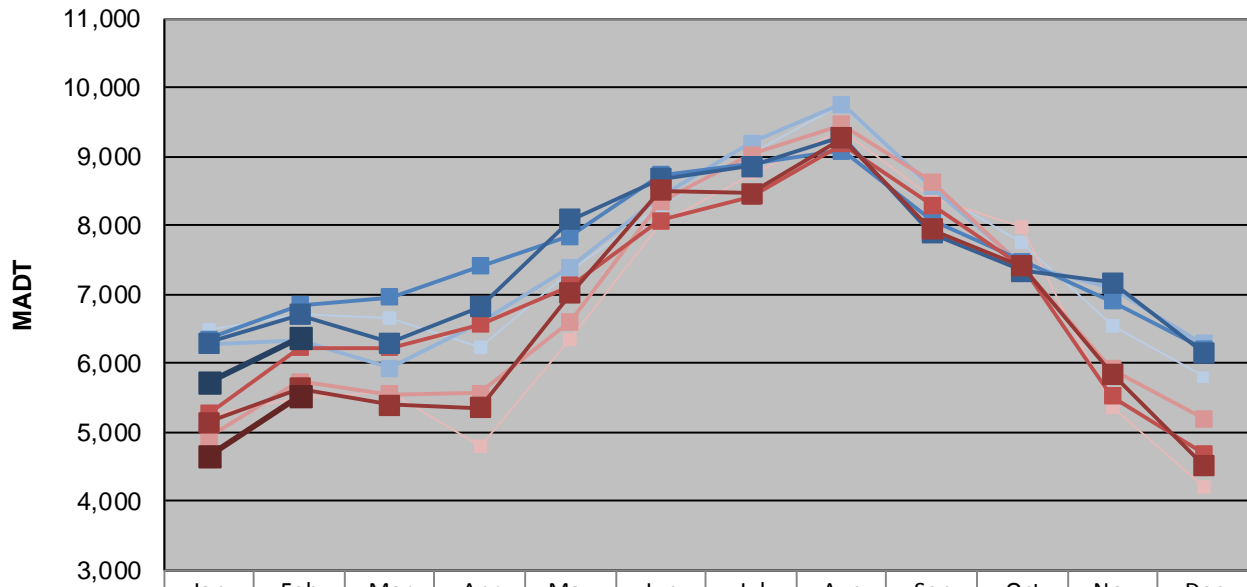
Station Measurement: VOLUME/SPEED/CLASS		
Route: TH 61	Route Direction: N/S	Lanes: 4
County: Lake	Closest City: Two Harbors	
Functional Class: Rural Principal Arterial - Other		
Location: SW OF CSAH25, SW OF TWO HARBORS		
Ref Post: 018+00.140	True Mile: 17.487	Sequence No. 6757
Volume: 176,887		MADT: 6,100
Weekday (M-F) MADT: 6,370		Weekend (Sa-Su) MADT: 5,514



Note: Decrease in traffic July/August 2010 due to construction on TH 61



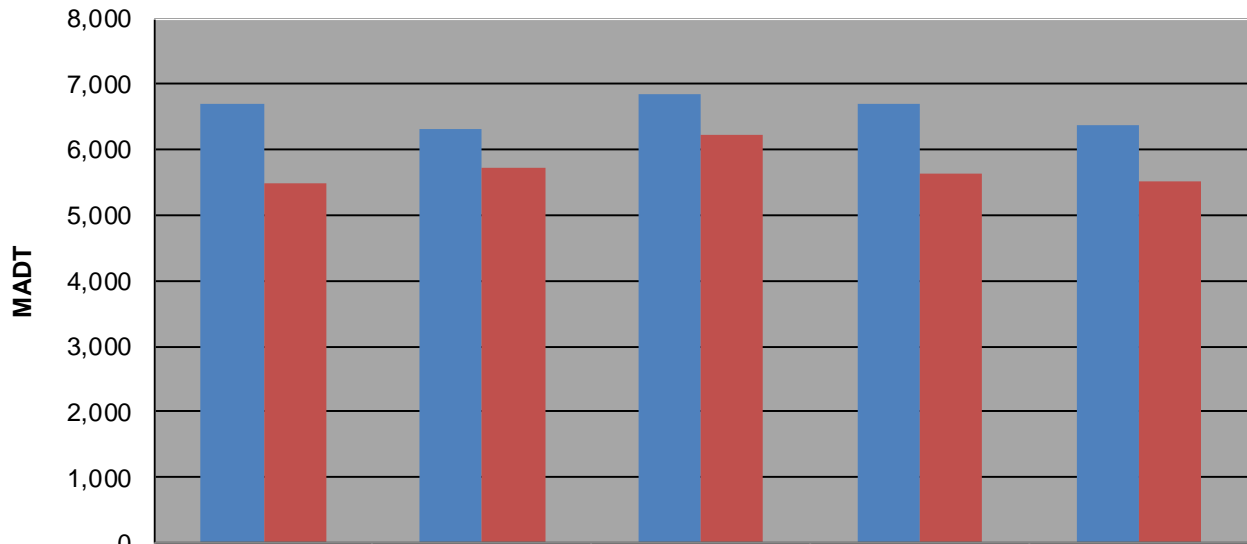
Weekday (WD)/Weekend (WE) Monthly Average Daily Traffic



	Jan	Feb	Mar	Apr	May	Jun	Jul	Aug	Sep	Oct	Nov	Dec
'08 WD	6,474	6,706	6,658	6,224	7,328	8,274	9,058	9,750	8,524	7,758	6,554	5,804
'08 WE	5,254	5,492	5,584	4,808	6,330	8,046	8,748	9,378	8,398	7,982	5,362	4,206
'09 WD	6,276	6,330	5,934	6,596	7,398	8,408	9,194	9,752	8,556	7,438	7,090	6,282
'09 WE	4,912	5,734	5,550	5,558	6,604	8,340	9,018	9,468	8,634	7,406	5,912	5,200
'10 WD	6,346	6,844	6,956	7,402	7,842	8,728	8,880	9,082	8,070	7,480	6,900	6,216
'10 WE	5,262	6,218	6,222	6,568	7,122	8,064	8,422	9,178	8,300	7,388	5,516	4,694
'11 WD	6,290	6,708	6,294	6,816	8,088	8,668	8,850	9,272	7,888	7,332	7,170	6,156
'11 WE	5,138	5,628	5,388	5,354	7,008	8,500	8,464	9,262	7,938	7,402	5,846	4,522
'12 WD	5,714	6,370										
'12 WE	4,660	5,514										

Note: 'Weekday' defined as Monday-Friday, 'Weekend' defined as Saturday-Sunday

Weekday/Weekend Monthly Average Daily Traffic ('08-'12)



	Feb-08	Feb-09	Feb-10	Feb-11	Feb-12
Weekday	6,706	6,330	6,844	6,708	6,370
Weekend	5,492	5,734	6,218	5,628	5,514