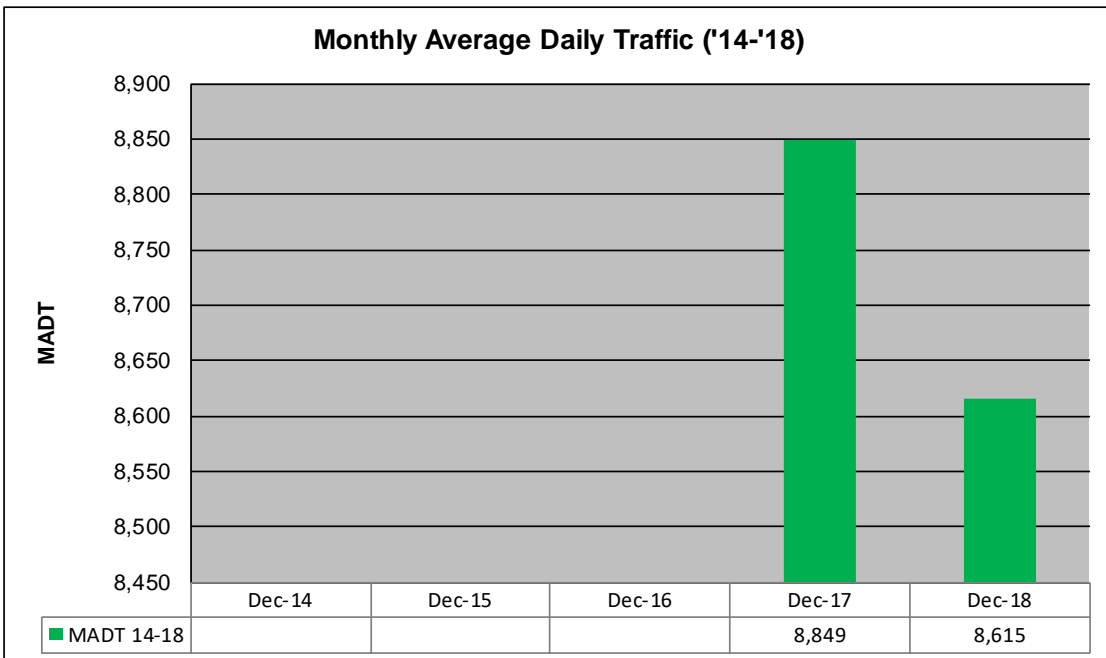
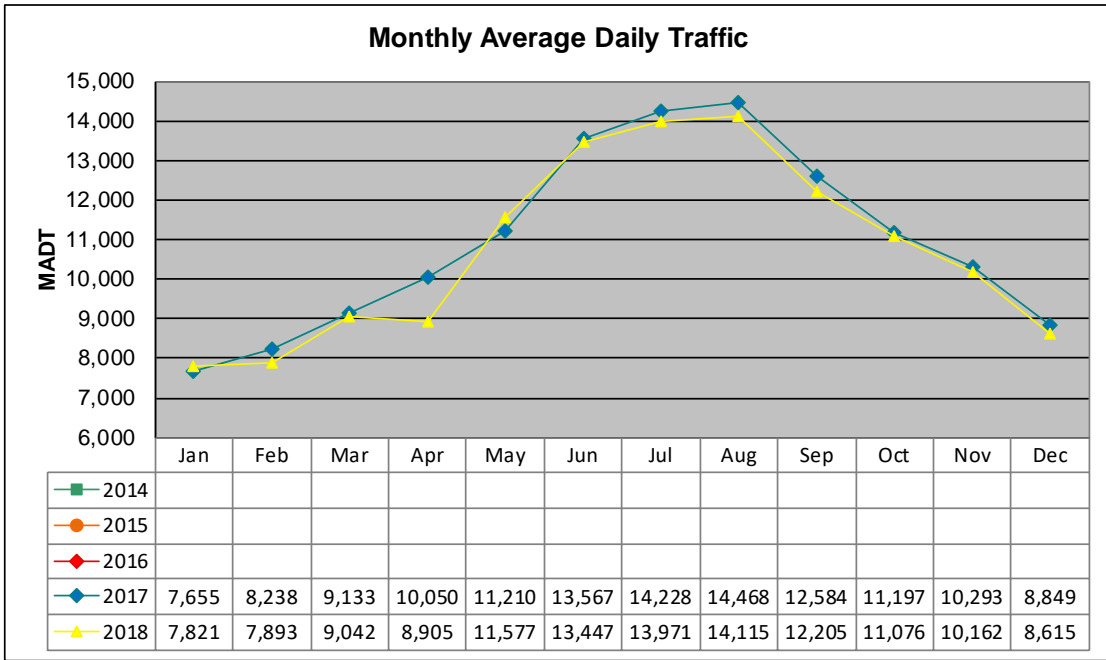


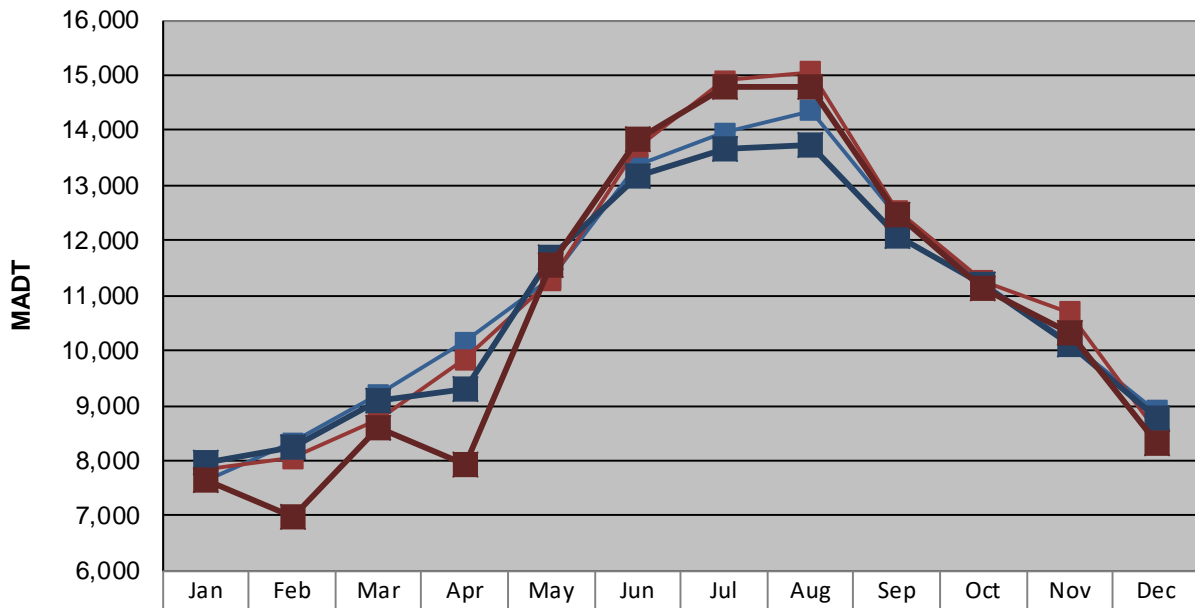
# MONTHLY REPORT, STATION NO. 49 (WIM)

## DECEMBER 2018

Station Measurement: VOLUME/SPEED/CLASS/WEIGHT		
Route: I-90	Route Direction: E/W	Lanes: 4
County: Nobles		Closest City: Worthington
Functional Class: Urban Principal Arterial - Interstate		
Location: .4 MI E OF CSAH25 (DIAGONAL RD) IN WORTHINGTON		
Ref Post: 042+00.661	True Mile: 42.653	Sequence No. 3718
<b>Volume: 249,836* (29 days)</b>		<b>MADT: 8,615</b>
<b>Weekday (M-F) MADT: 8,768</b>		<b>Weekend (Sa-Su) MADT: 8,324</b>




### Weekday (WD)/Weekend (WE) Monthly Average Daily Traffic



	Jan	Feb	Mar	Apr	May	Jun	Jul	Aug	Sep	Oct	Nov	Dec
'14 WD												
'14 WE												
'15 WD												
'15 WE												
'16 WD												
'16 WE												
'17 WD	7,644	8,316	9,202	10,160	11,308	13,370	13,952	14,364	12,462	11,232	10,146	8,912
'17 WE	7,840	8,042	8,750	9,830	11,288	13,694	14,898	15,068	12,546	11,260	10,702	8,540
'18 WD	7,966	8,258	9,096	9,290	11,694	13,160	13,676	13,750	12,084	11,192	10,108	8,768
'18 WE	7,630	6,980	8,608	7,942	11,552	13,842	14,804	14,802	12,450	11,126	10,312	8,324

Note: 'Weekday' defined as Monday-Friday, 'Weekend' defined as Saturday-Sunday

### Weekday/Weekend Monthly Average Daily Traffic ('14-'18)



	Dec-14	Dec-15	Dec-16	Dec-17	Dec-18
Weekday				8,912	8,768
Weekend				8,540	8,324