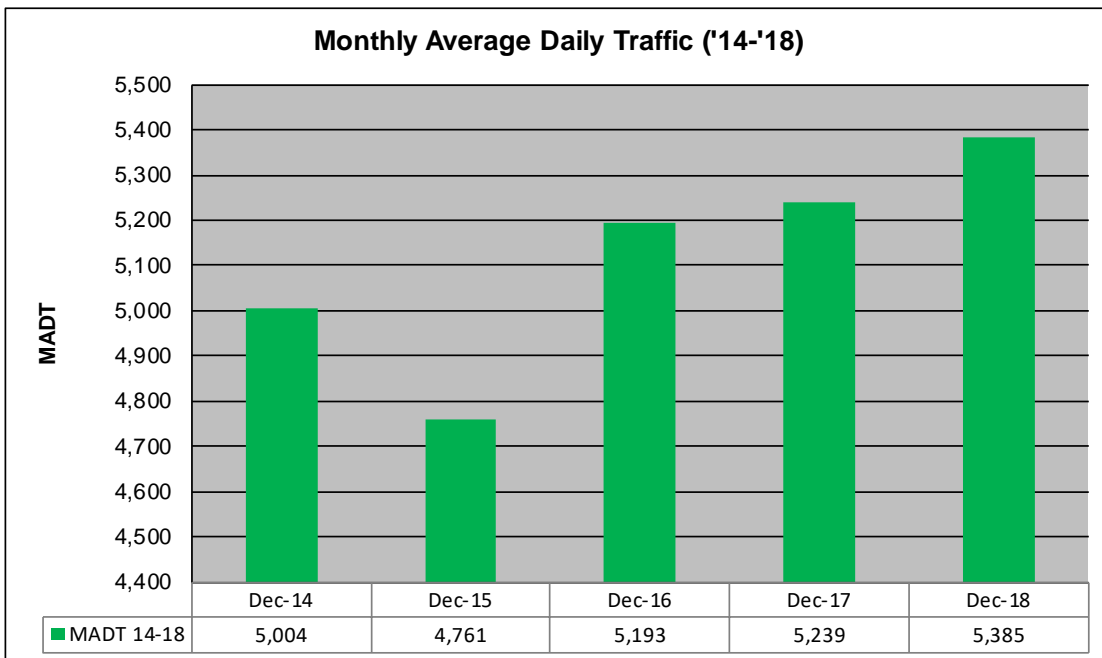
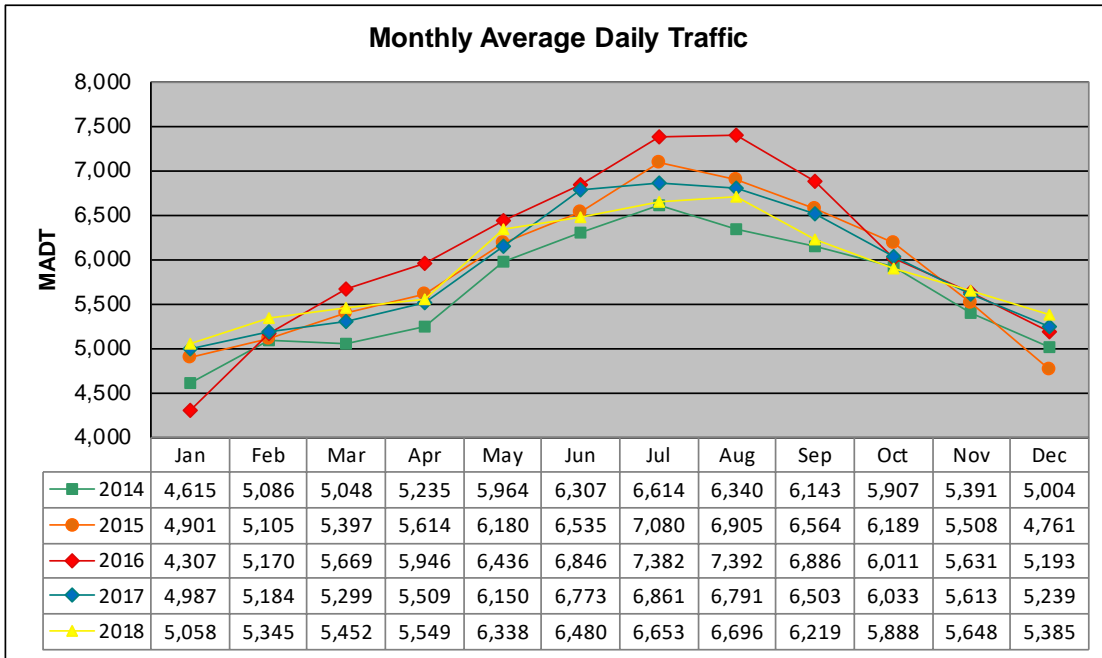


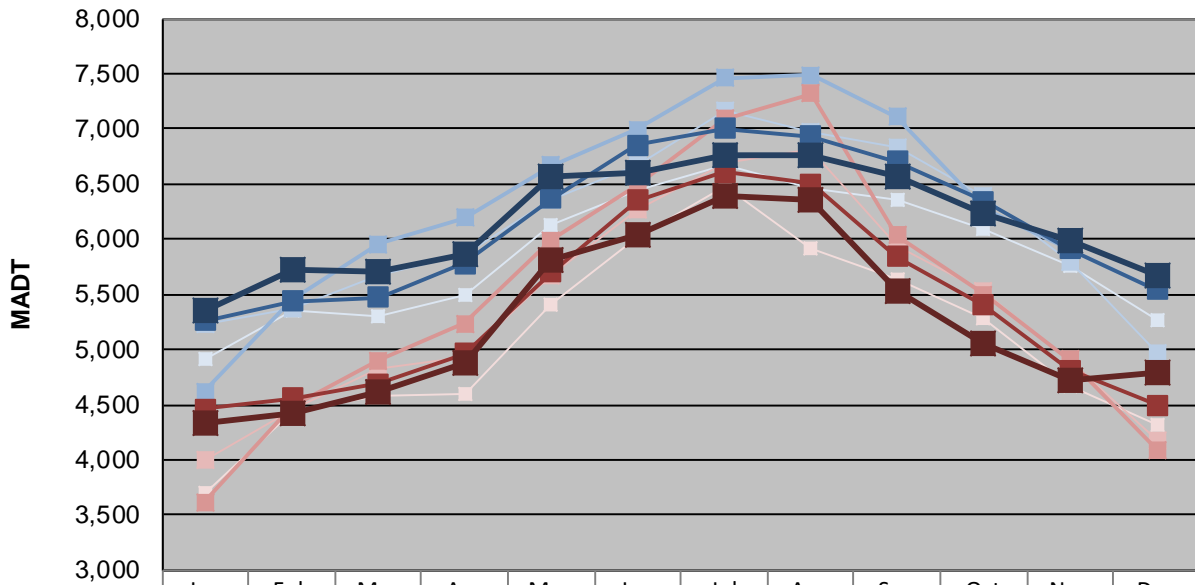
MONTHLY REPORT, STATION NO. 35 (WIM)

DECEMBER 2018

| | | |
|--|----------------------|------------------------------------|
| Station Measurement: VOLUME/SPEED/CLASS/WEIGHT | | |
| Route: TH 2 | Route Direction: E/W | Lanes: 4 |
| County: Clearwater | | Closest City: Bagley |
| Functional Class: Rural Principal Arterial - Other | | |
| Location: .5 MI W OF CSAH30, E OF BAGLEY | | |
| Ref Post: 091+00.800 | True Mile: 91.666 | Sequence No. 1066 |
| Volume: 161,537* (30 days) | | MADT: 5,385 |
| Weekday (M-F) MADT: 5,678 | | Weekend (Sa-Su) MADT: 4,798 |



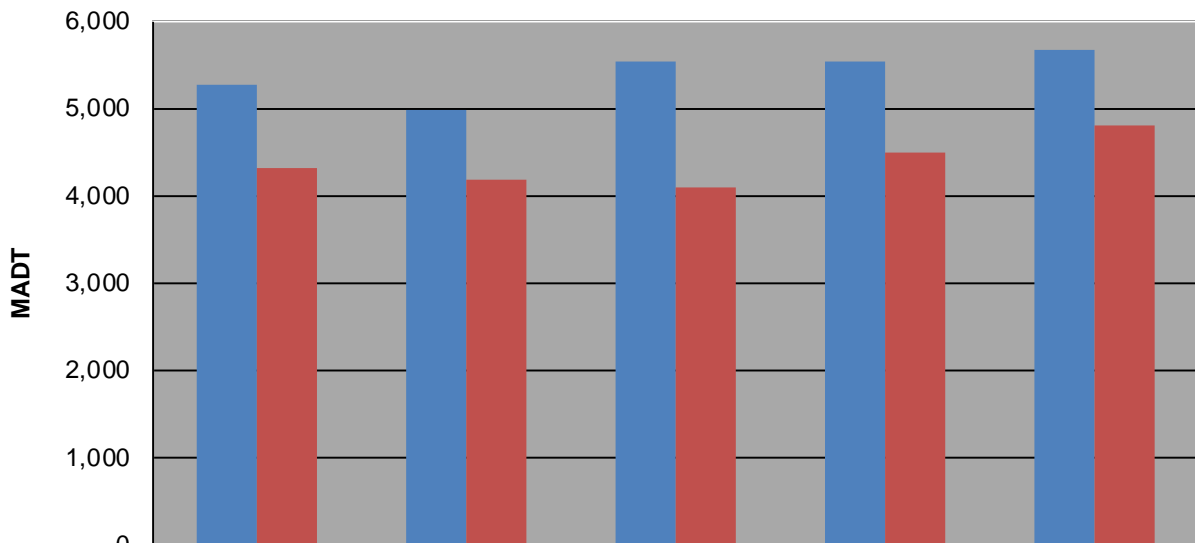
Weekday (WD)/Weekend (WE) Monthly Average Daily Traffic



| | Jan | Feb | Mar | Apr | May | Jun | Jul | Aug | Sep | Oct | Nov | Dec |
|--------|-------|-------|-------|-------|-------|-------|-------|-------|-------|-------|-------|-------|
| '14 WD | 4,912 | 5,346 | 5,298 | 5,494 | 6,128 | 6,440 | 6,668 | 6,470 | 6,354 | 6,088 | 5,752 | 5,264 |
| '14 WE | 3,692 | 4,440 | 4,580 | 4,606 | 5,400 | 6,018 | 6,486 | 5,918 | 5,644 | 5,292 | 4,668 | 4,310 |
| '15 WD | 5,238 | 5,366 | 5,668 | 5,862 | 6,362 | 6,674 | 7,164 | 6,974 | 6,840 | 6,388 | 5,802 | 4,970 |
| '15 WE | 3,996 | 4,456 | 4,832 | 4,938 | 5,664 | 6,272 | 6,698 | 6,810 | 5,926 | 5,532 | 4,894 | 4,178 |
| '16 WD | 4,622 | 5,448 | 5,958 | 6,190 | 6,672 | 6,998 | 7,456 | 7,488 | 7,112 | 6,274 | 5,916 | 5,544 |
| '16 WE | 3,616 | 4,488 | 4,902 | 5,238 | 5,994 | 6,490 | 7,088 | 7,320 | 6,036 | 5,502 | 4,908 | 4,096 |
| '17 WD | 5,258 | 5,434 | 5,472 | 5,784 | 6,372 | 6,850 | 7,004 | 6,932 | 6,700 | 6,340 | 5,916 | 5,540 |
| '17 WE | 4,462 | 4,558 | 4,688 | 4,958 | 5,704 | 6,348 | 6,610 | 6,502 | 5,846 | 5,406 | 4,814 | 4,500 |
| '18 WD | 5,348 | 5,718 | 5,706 | 5,872 | 6,570 | 6,608 | 6,768 | 6,766 | 6,562 | 6,228 | 5,987 | 5,678 |
| '18 WE | 4,326 | 4,414 | 4,622 | 4,886 | 5,806 | 6,036 | 6,394 | 6,348 | 5,534 | 5,062 | 4,716 | 4,798 |

Note: 'Weekday' defined as Monday-Friday, 'Weekend' defined as Saturday-Sunday

Weekday/Weekend Monthly Average Daily Traffic ('14-'18)



| | Dec-14 | Dec-15 | Dec-16 | Dec-17 | Dec-18 |
|---------|--------|--------|--------|--------|--------|
| Weekday | 5,264 | 4,970 | 5,544 | 5,540 | 5,678 |
| Weekend | 4,310 | 4,178 | 4,096 | 4,500 | 4,798 |