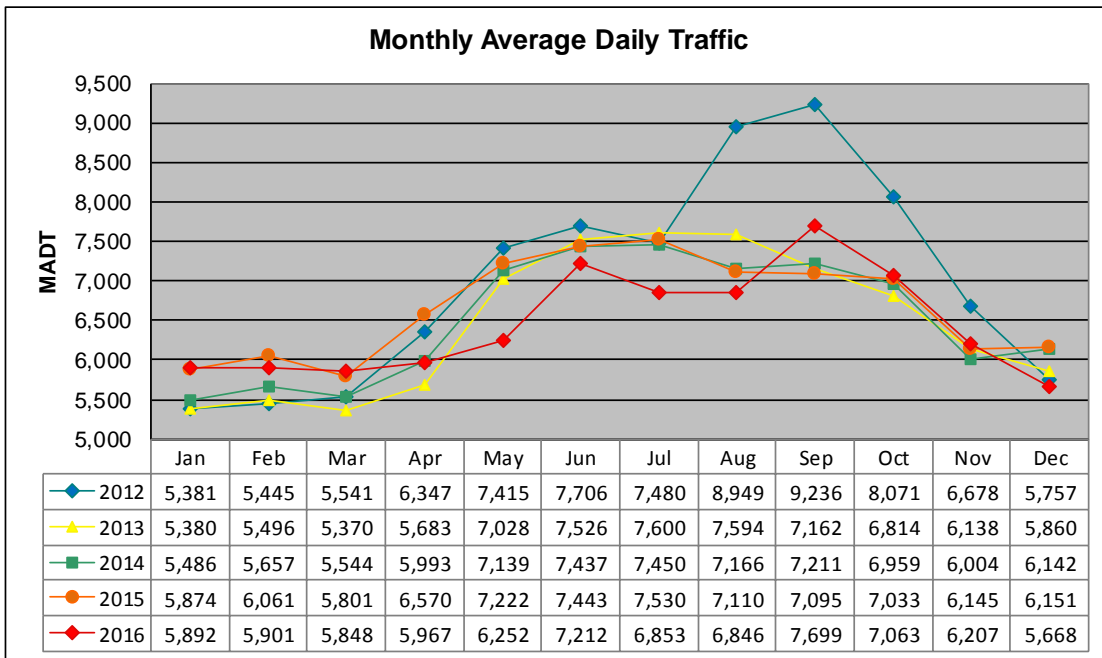


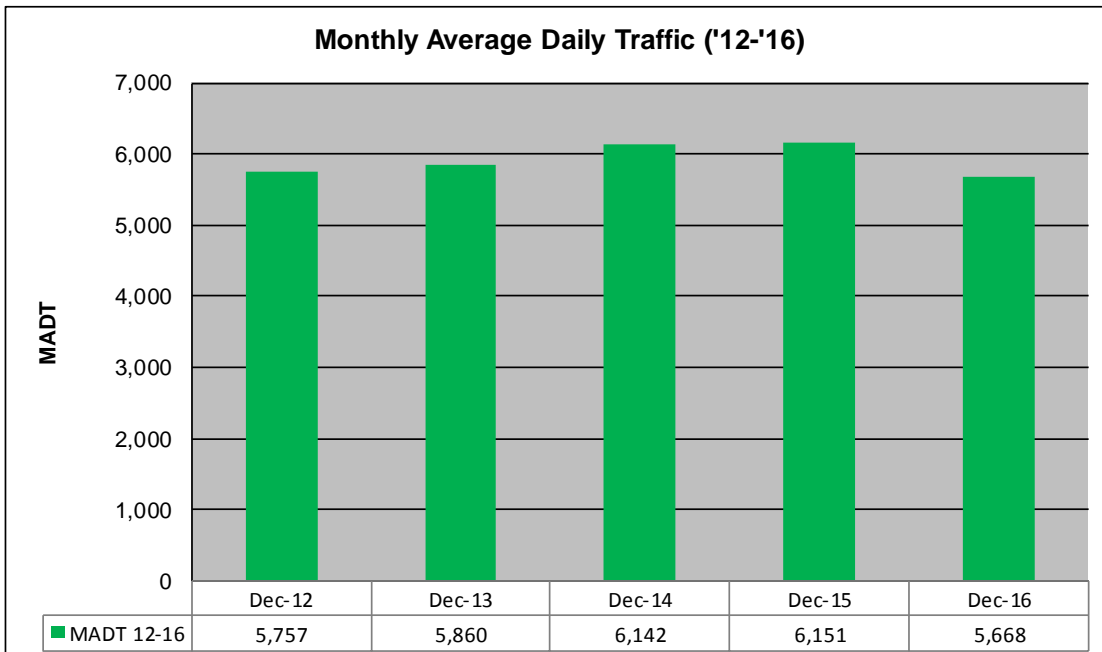
MONTHLY REPORT, STATION NO. 386 (ATR)

DECEMBER 2016

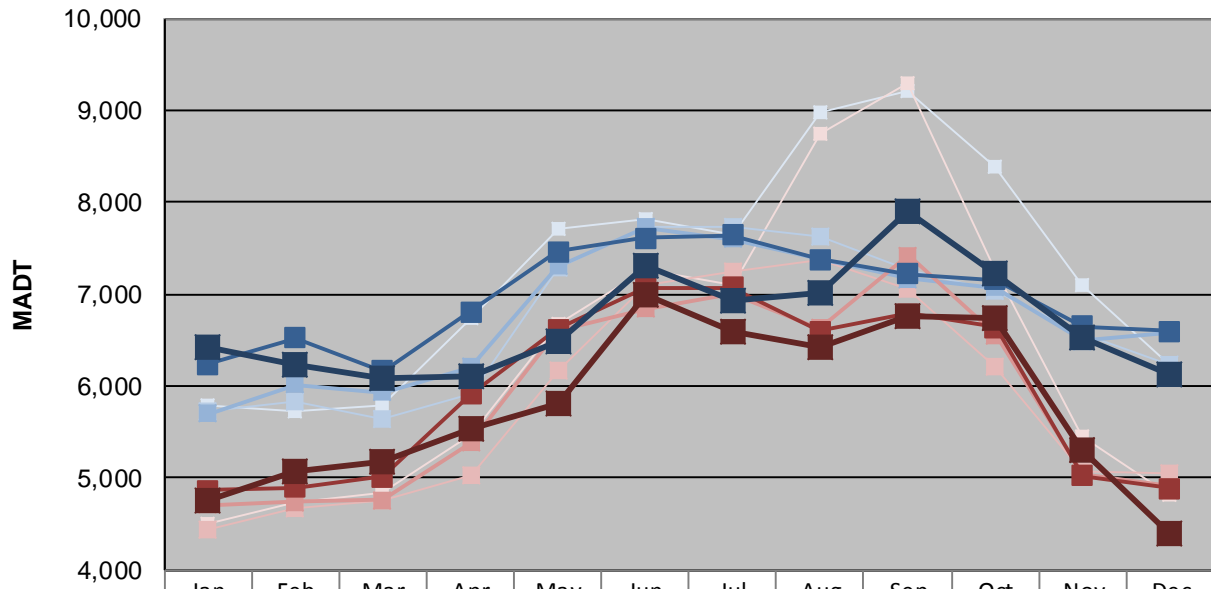
Station Measurement: VOLUME/SPEED/CLASS		
Route: TH 97	Route Direction: N/S	Lanes: 2
County: Washington		Closest City: Scandia
Functional Class: Rural Minor Arterial		
Location: E OF CSAH1 (LOFTON AVE N) IN SCANDIA		
Ref Post: 008+00.844	True Mile: 8.807	Sequence No. 9875
Volume: 175,697		MADT: 5,668
Weekday (M-F) MADT: 6,528		Weekend (Sa-Su) MADT: 5,306



Note: Increase in traffic August to October 2012 due to detour from TH 8... Decrease in traffic April to June 2016 due to construction on TH 97



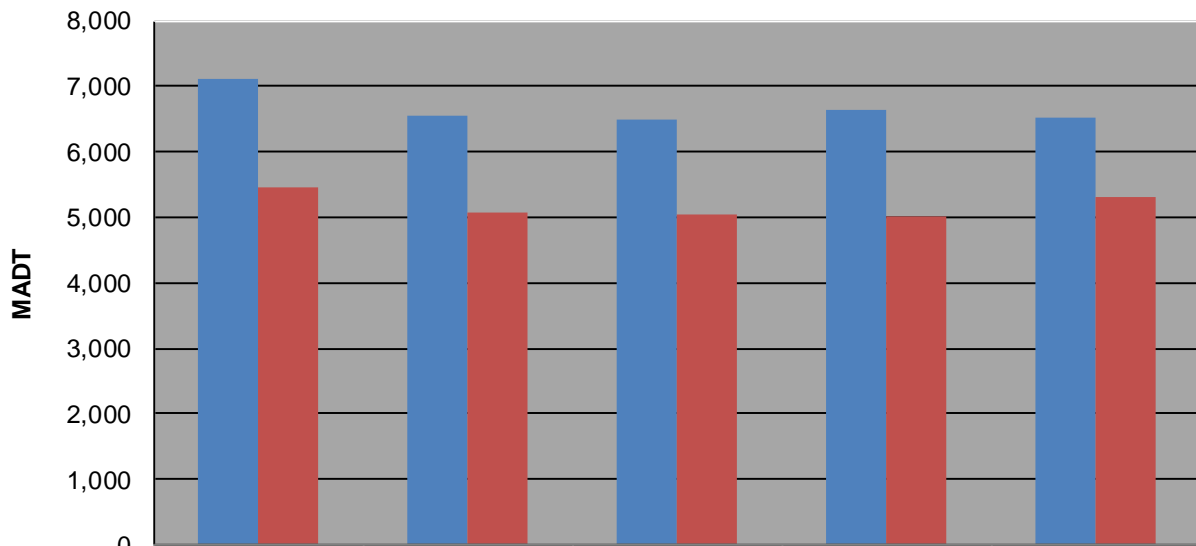
Weekday (WD)/Weekend (WE) Monthly Average Daily Traffic



	Jan	Feb	Mar	Apr	May	Jun	Jul	Aug	Sep	Oct	Nov	Dec
'12 WD	5,784	5,734	5,792	6,744	7,712	7,824	7,656	8,978	9,206	8,382	7,108	6,232
'12 WE	4,500	4,740	4,832	5,482	6,670	7,272	7,100	8,742	9,296	7,270	5,448	4,824
'13 WD	5,720	5,822	5,634	5,916	7,296	7,742	7,742	7,630	7,260	7,044	6,562	6,242
'13 WE	4,430	4,680	4,760	5,032	6,172	7,094	7,254	7,364	7,062	6,208	5,068	5,058
'14 WD	5,700	6,022	5,930	6,212	7,308	7,728	7,602	7,380	7,164	7,072	6,488	6,586
'14 WE	4,712	4,744	4,760	5,386	6,608	6,844	7,004	6,626	7,426	6,558	5,034	4,904
'15 WD	6,244	6,526	6,164	6,810	7,464	7,608	7,642	7,378	7,224	7,158	6,646	6,598
'15 WE	4,868	4,900	5,010	5,910	6,620	7,074	7,068	6,594	6,784	6,638	5,026	4,886
'16 WD	6,432	6,228	6,086	6,112	6,478	7,310	6,932	7,014	7,898	7,228	6,528	6,136
'16 WE	4,760	5,068	5,170	5,534	5,808	6,998	6,602	6,434	6,768	6,734	5,306	4,396

Note: 'Weekday' defined as Monday-Friday, 'Weekend' defined as Saturday-Sunday

Weekday/Weekend Monthly Average Daily Traffic ('12-'16)



	Dec-12	Dec-13	Dec-14	Dec-15	Dec-16
Weekday	7,108	6,562	6,488	6,646	6,528
Weekend	5,448	5,068	5,034	5,026	5,306