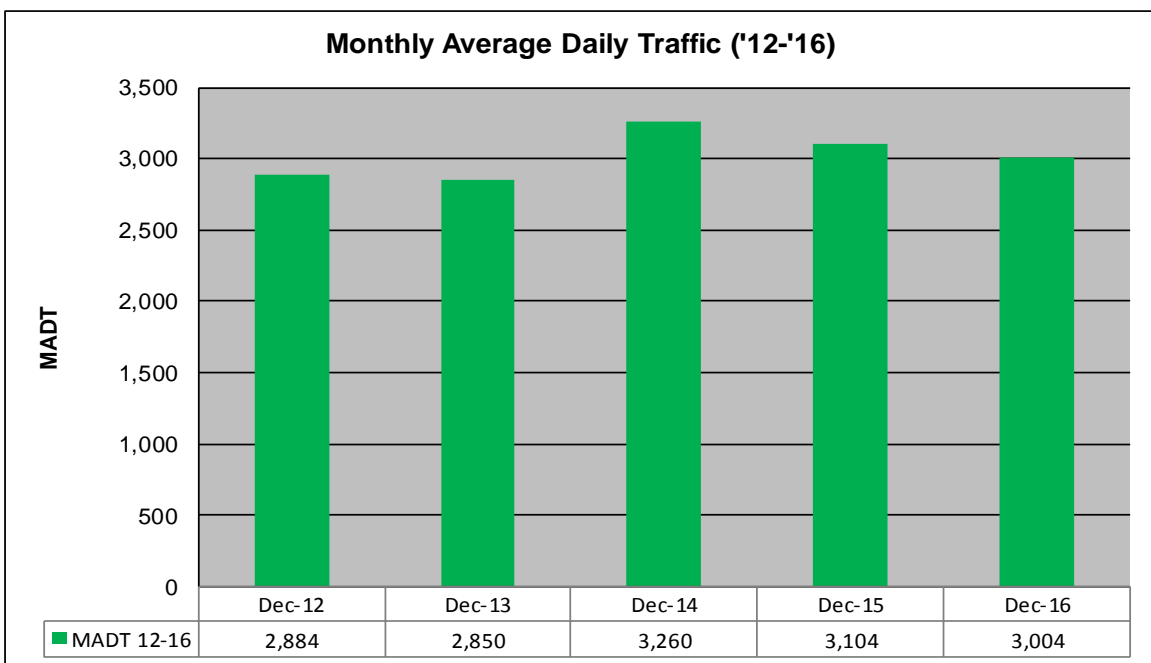
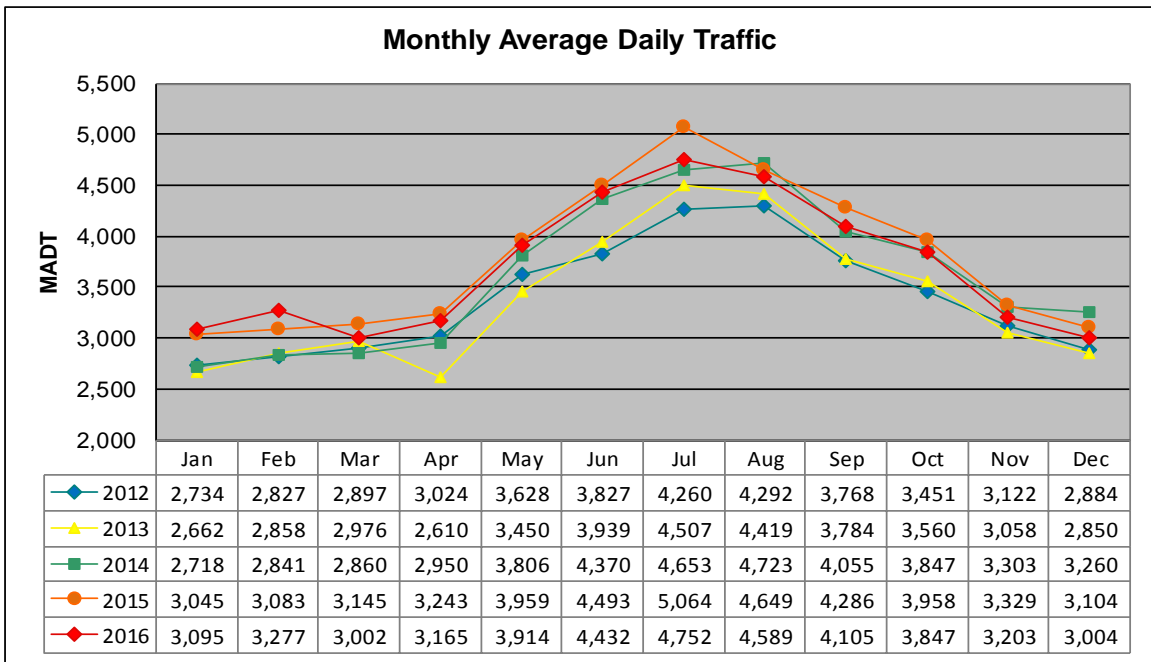


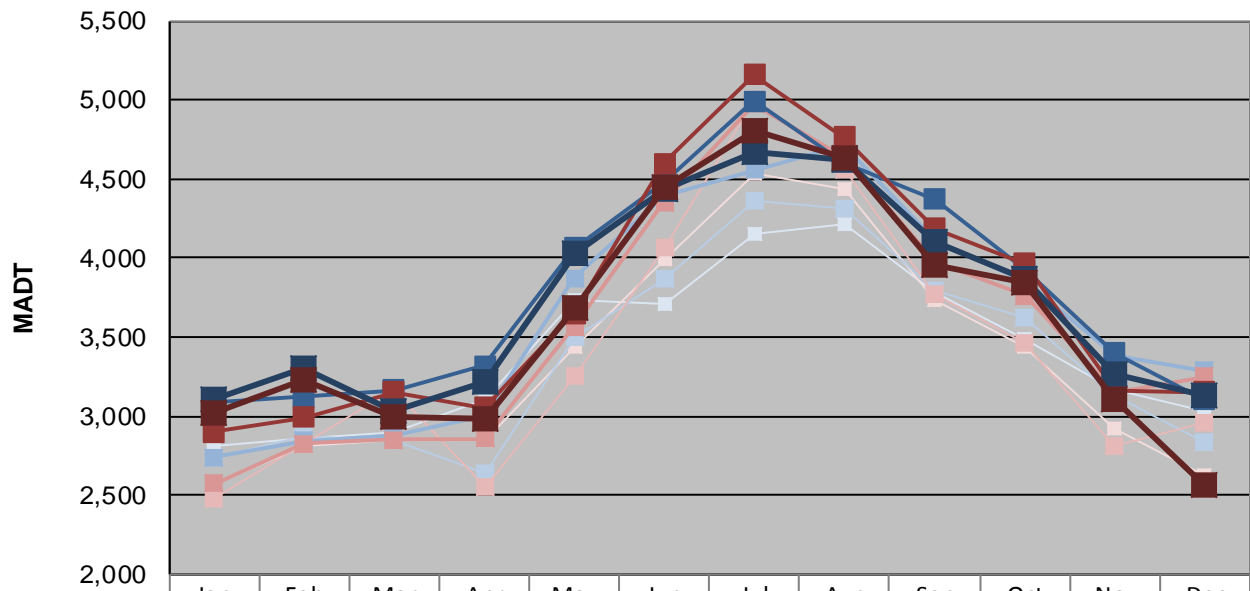
MONTHLY REPORT, STATION NO. 219 (ATR)

DECEMBER 2016

Station Measurement: VOLUME/SPEED/CLASS		
Route: TH 2	Route Direction: E/W	Lanes: 2
County: Itasca		Closest City: Warba
Functional Class: Rural Principal Arterial - Other		
Location: 1 MI NW OF TH65, SE OF WARBA		
Ref Post: 202+00.199	True Mile: 202.522	Sequence No. 6765
Volume: 93,120		MADT: 3,004
Weekday (M-F) MADT: 3,262		Weekend (Sa-Su) MADT: 3,100



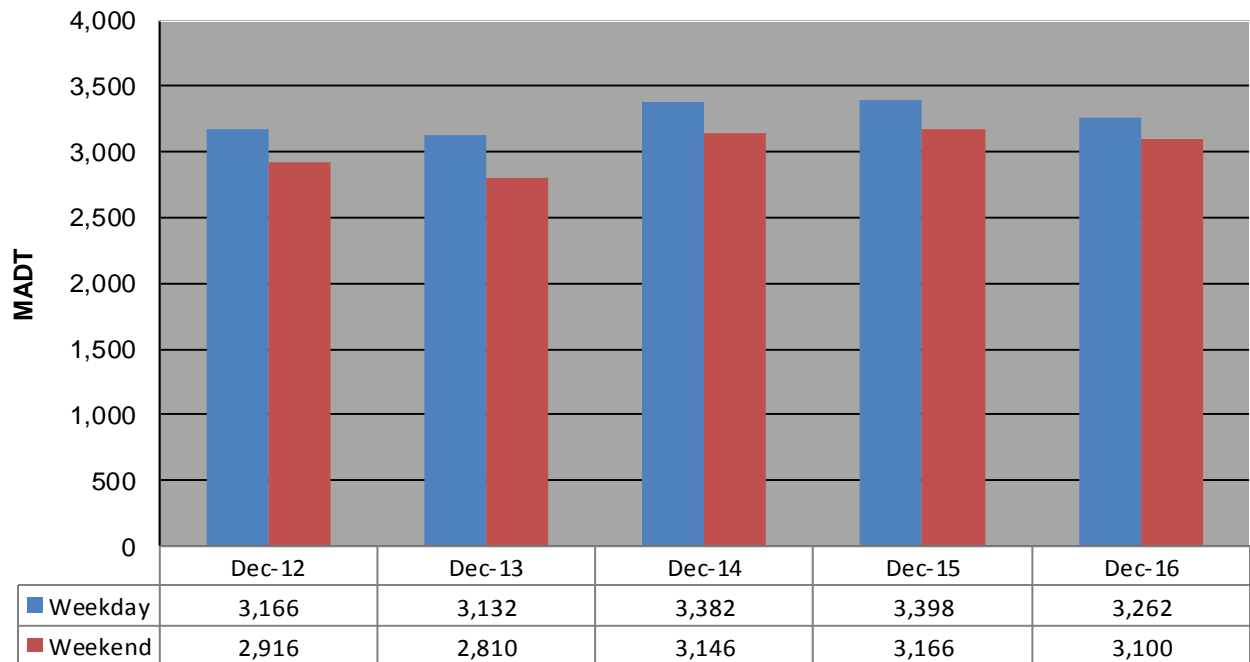
Weekday (WD)/Weekend (WE) Monthly Average Daily Traffic



	Jan	Feb	Mar	Apr	May	Jun	Jul	Aug	Sep	Oct	Nov	Dec
'12 WD	2,814	2,860	2,892	3,104	3,738	3,708	4,156	4,218	3,788	3,492	3,166	3,032
'12 WE	2,570	2,810	2,852	2,848	3,444	3,996	4,540	4,430	3,728	3,442	2,916	2,626
'13 WD	2,736	2,874	2,850	2,632	3,502	3,874	4,364	4,316	3,792	3,622	3,132	2,830
'13 WE	2,478	2,822	3,170	2,554	3,252	4,070	5,004	4,558	3,768	3,460	2,810	2,960
'14 WD	2,742	2,846	2,874	3,004	3,870	4,388	4,558	4,714	4,104	3,848	3,382	3,288
'14 WE	2,574	2,826	2,852	2,858	3,562	4,352	4,974	4,636	3,970	3,764	3,146	3,250
'15 WD	3,084	3,120	3,166	3,320	4,066	4,482	4,996	4,604	4,370	3,924	3,398	3,100
'15 WE	2,902	2,992	3,152	3,052	3,648	4,598	5,158	4,764	4,186	3,962	3,166	3,154
'16 WD	3,110	3,308	3,034	3,214	4,028	4,436	4,674	4,618	4,104	3,874	3,262	3,132
'16 WE	3,024	3,226	2,994	2,978	3,686	4,442	4,810	4,630	3,958	3,840	3,100	2,568

Note: 'Weekday' defined as Monday-Friday, 'Weekend' defined as Saturday-Sunday

Weekday/Weekend Monthly Average Daily Traffic ('12-'16)



	Dec-12	Dec-13	Dec-14	Dec-15	Dec-16
Weekday	3,166	3,132	3,382	3,398	3,262
Weekend	2,916	2,810	3,146	3,166	3,100