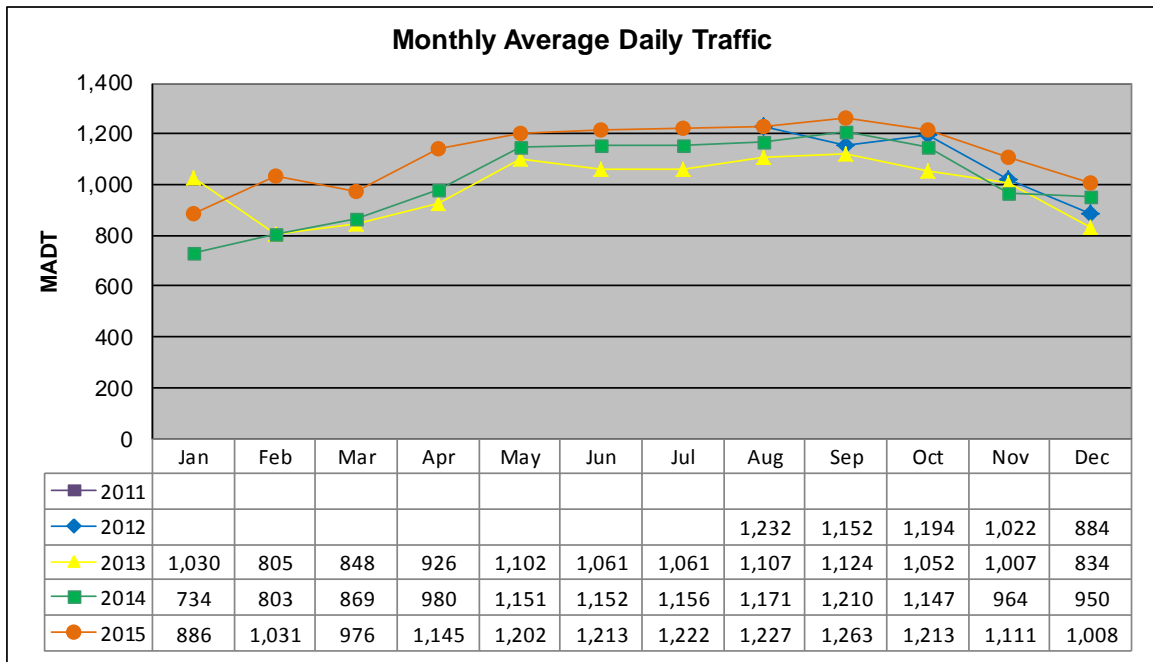


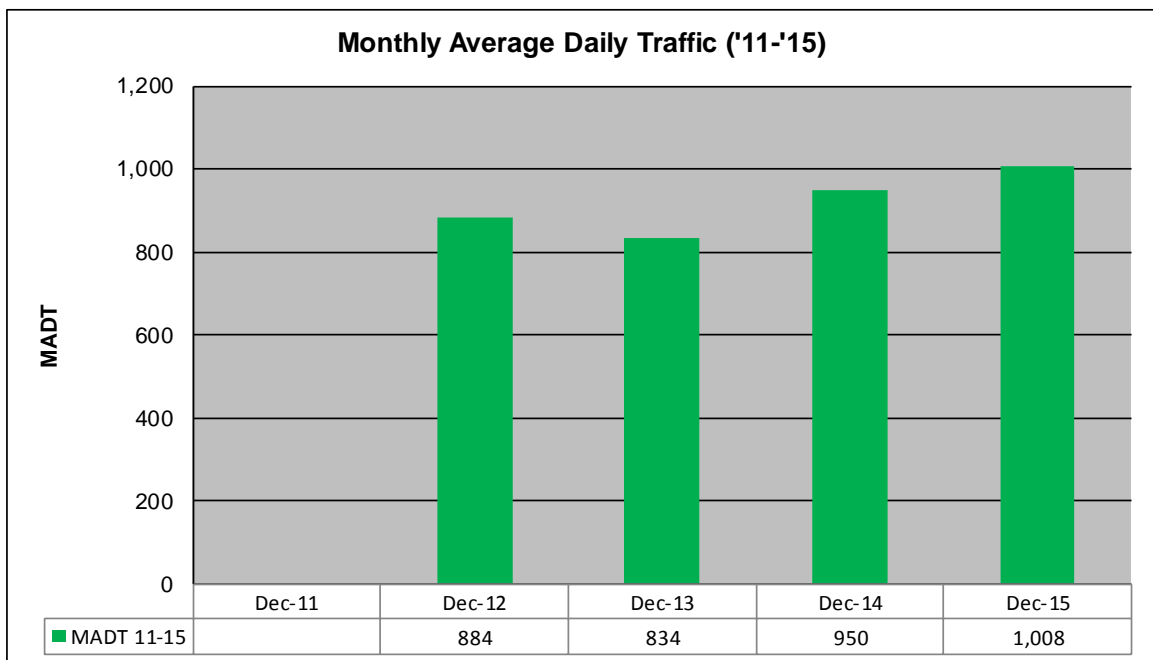
# MONTHLY REPORT, STATION NO. 229 (ATR)

## DECEMBER 2015

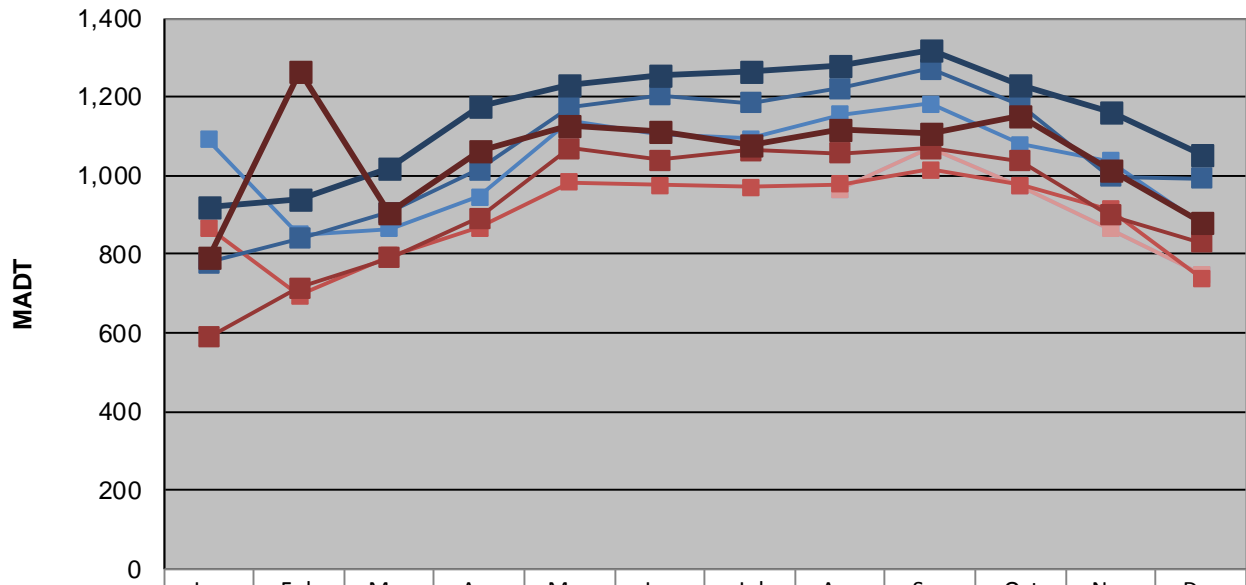
Station Measurement: VOLUME/SPEED/CLASS		
Route: CSAH 7	Route Direction: E/W	Lanes: 2
County: McLeod	Closest City: Hutchinson	
Functional Class: Rural Major Collector		
Location: 4.3 MI W OF CSAH7, SW OF HUTCHINSON		
Ref Post: 000+00.535	True Mile: 0.535	Sequence No. 19125
<b>Volume: 31,251</b>		<b>MADT: 1,008</b>
<b>Weekday (M-F) MADT: 1,052</b>		<b>Weekend (Sa-Su) MADT: 882</b>



Note: Began collecting data August 2012



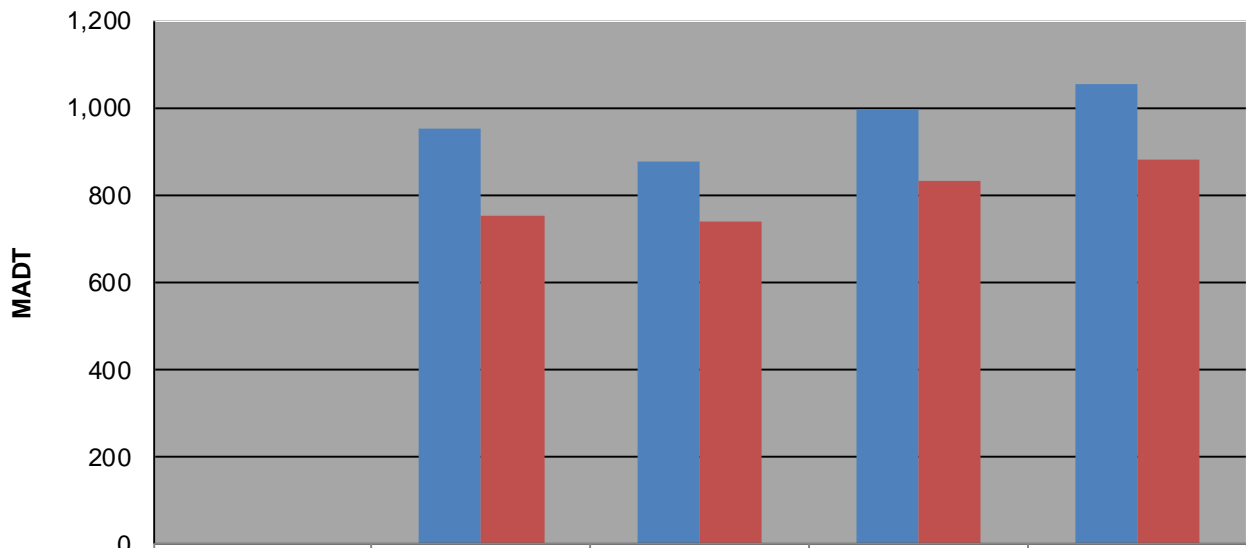
**Weekday (WD)/Weekend (WE) Monthly Average Daily Traffic**



	Jan	Feb	Mar	Apr	May	Jun	Jul	Aug	Sep	Oct	Nov	Dec
'11 WD												
'11 WE												
'12 WD								966	1,072	972	864	750
'12 WE								966	1,072	972	864	750
'13 WD	1,092	850	864	946	1,138	1,104	1,094	1,156	1,182	1,080	1,038	878
'13 WE	868	696	796	866	984	976	970	978	1,014	976	914	738
'14 WD	778	840	906	1,014	1,174	1,204	1,186	1,222	1,270	1,178	998	994
'14 WE	588	714	792	892	1,070	1,040	1,064	1,056	1,070	1,038	900	830
'15 WD	918	938	1,018	1,178	1,232	1,256	1,266	1,282	1,320	1,230	1,160	1,052
'15 WE	790	1,264	904	1,062	1,126	1,114	1,078	1,116	1,108	1,150	1,016	882

Note: 'Weekday' defined as Monday-Friday, 'Weekend' defined as Saturday-Sunday

**Weekday/Weekend Monthly Average Daily Traffic ('11-'15)**



	Dec-11	Dec-12	Dec-13	Dec-14	Dec-15
Weekday		950	878	994	1,052
Weekend		750	738	830	882