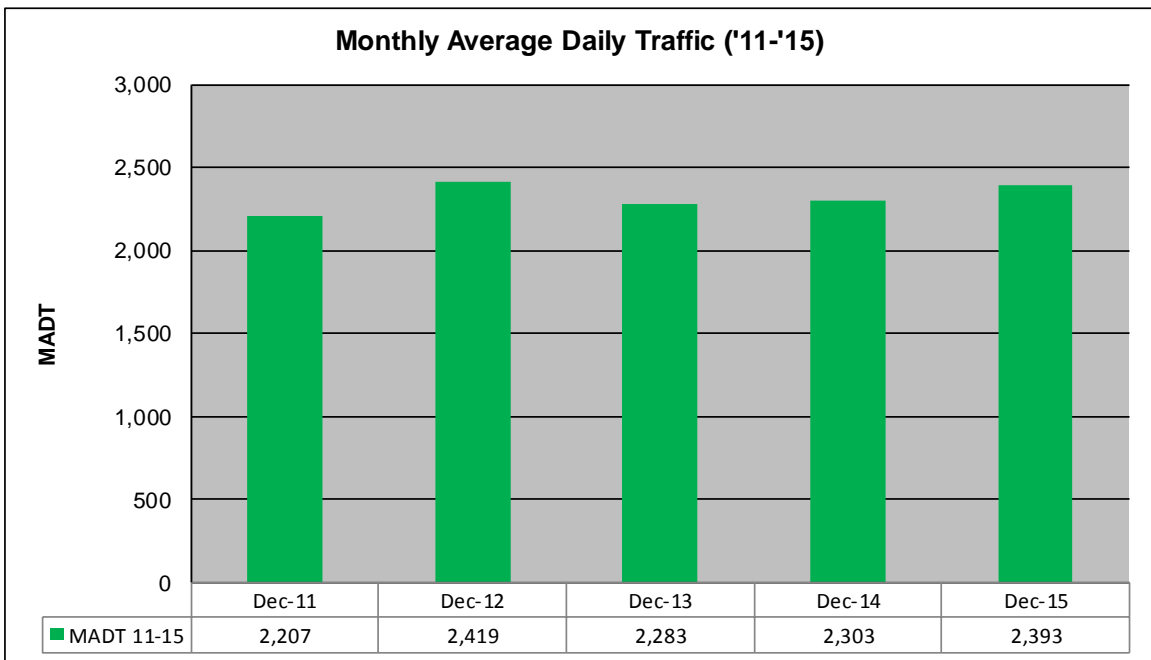
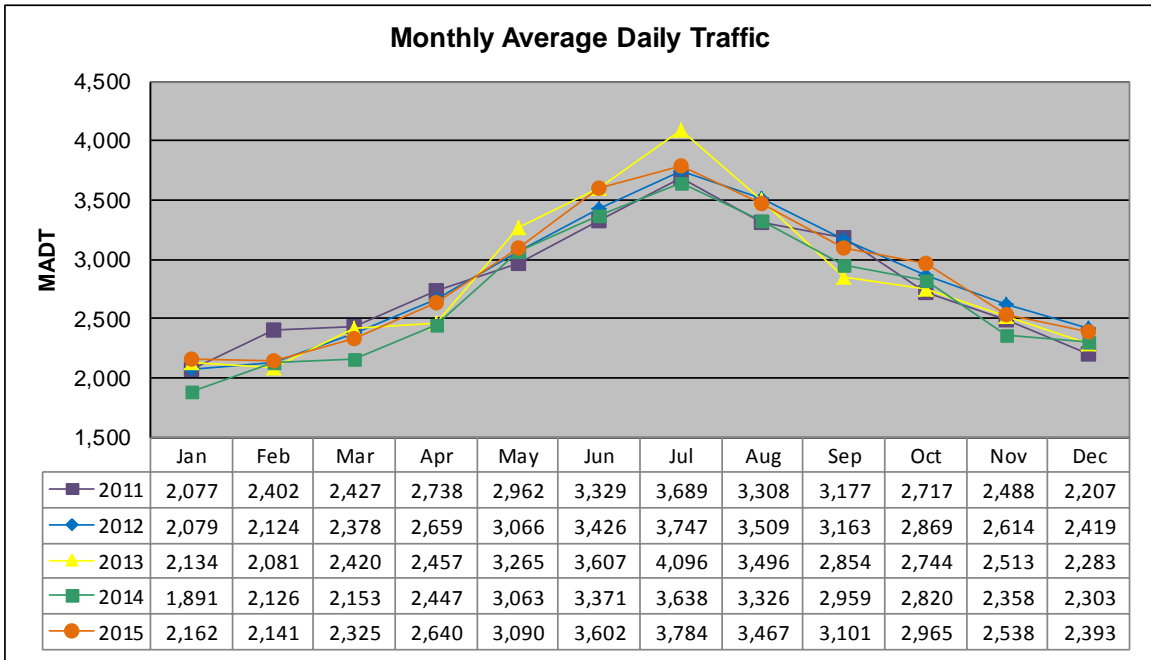


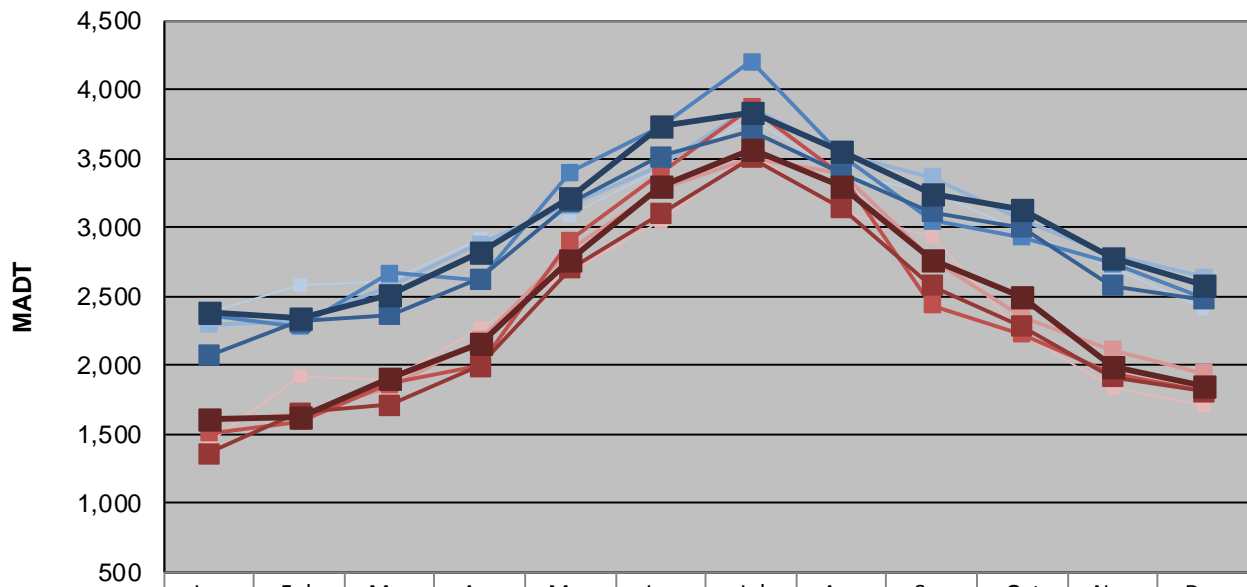
MONTHLY REPORT, STATION NO. 225 (ATR)

DECEMBER 2015

| | | |
|--|---------------------------|------------------------------------|
| Station Measurement: VOLUME/SPEED/CLASS | | |
| Route: TH 210 | Route Direction: E/W | Lanes: 2 |
| County: Ottertail | Closest City: Battle Lake | |
| Functional Class: Rural Principal Arterial - Other | | |
| Location: 2 MI W OF CSAH47, W OF BATTLE LAKE | | |
| Ref Post: 041+00.748 | True Mile: 41.615 | Sequence No. 6735 |
| Volume: 74,179 | | MADT: 2,393 |
| Weekday (M-F) MADT: 2,582 | | Weekend (Sa-Su) MADT: 1,854 |



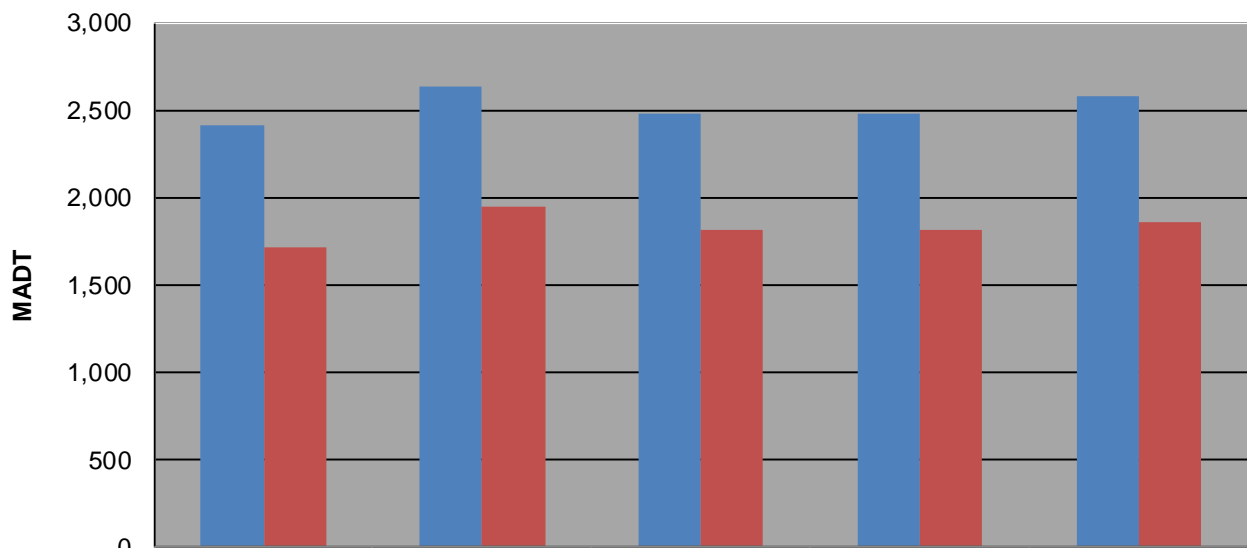
Weekday (WD)/Weekend (WE) Monthly Average Daily Traffic



| | Jan | Feb | Mar | Apr | May | Jun | Jul | Aug | Sep | Oct | Nov | Dec |
|--------|-------|-------|-------|-------|-------|-------|-------|-------|-------|-------|-------|-------|
| '11 WD | 2,378 | 2,586 | 2,608 | 2,918 | 3,092 | 3,418 | 3,792 | 3,378 | 3,252 | 2,970 | 2,712 | 2,412 |
| '11 WE | 1,444 | 1,914 | 1,886 | 2,266 | 2,682 | 3,048 | 3,532 | 3,120 | 2,934 | 2,234 | 1,840 | 1,710 |
| '12 WD | 2,294 | 2,318 | 2,574 | 2,876 | 3,164 | 3,452 | 3,868 | 3,534 | 3,362 | 3,056 | 2,796 | 2,638 |
| '12 WE | 1,592 | 1,646 | 1,846 | 2,182 | 2,834 | 3,280 | 3,508 | 3,396 | 2,764 | 2,350 | 2,112 | 1,946 |
| '13 WD | 2,356 | 2,278 | 2,670 | 2,622 | 3,398 | 3,720 | 4,204 | 3,510 | 3,046 | 2,926 | 2,740 | 2,482 |
| '13 WE | 1,508 | 1,592 | 1,868 | 1,992 | 2,906 | 3,384 | 3,872 | 3,376 | 2,438 | 2,224 | 1,940 | 1,814 |
| '14 WD | 2,072 | 2,314 | 2,368 | 2,626 | 3,184 | 3,510 | 3,692 | 3,386 | 3,108 | 2,998 | 2,578 | 2,478 |
| '14 WE | 1,358 | 1,658 | 1,712 | 1,990 | 2,702 | 3,094 | 3,502 | 3,136 | 2,574 | 2,282 | 1,916 | 1,812 |
| '15 WD | 2,378 | 2,346 | 2,516 | 2,814 | 3,220 | 3,732 | 3,838 | 3,556 | 3,240 | 3,134 | 2,776 | 2,582 |
| '15 WE | 1,606 | 1,630 | 1,898 | 2,158 | 2,760 | 3,302 | 3,564 | 3,302 | 2,756 | 2,500 | 1,992 | 1,854 |

Note: 'Weekday' defined as Monday-Friday, 'Weekend' defined as Saturday-Sunday

Weekday/Weekend Monthly Average Daily Traffic ('11-'15)



| | Dec-11 | Dec-12 | Dec-13 | Dec-14 | Dec-15 |
|---------|--------|--------|--------|--------|--------|
| Weekday | 2,412 | 2,638 | 2,482 | 2,478 | 2,582 |
| Weekend | 1,710 | 1,946 | 1,814 | 1,812 | 1,854 |