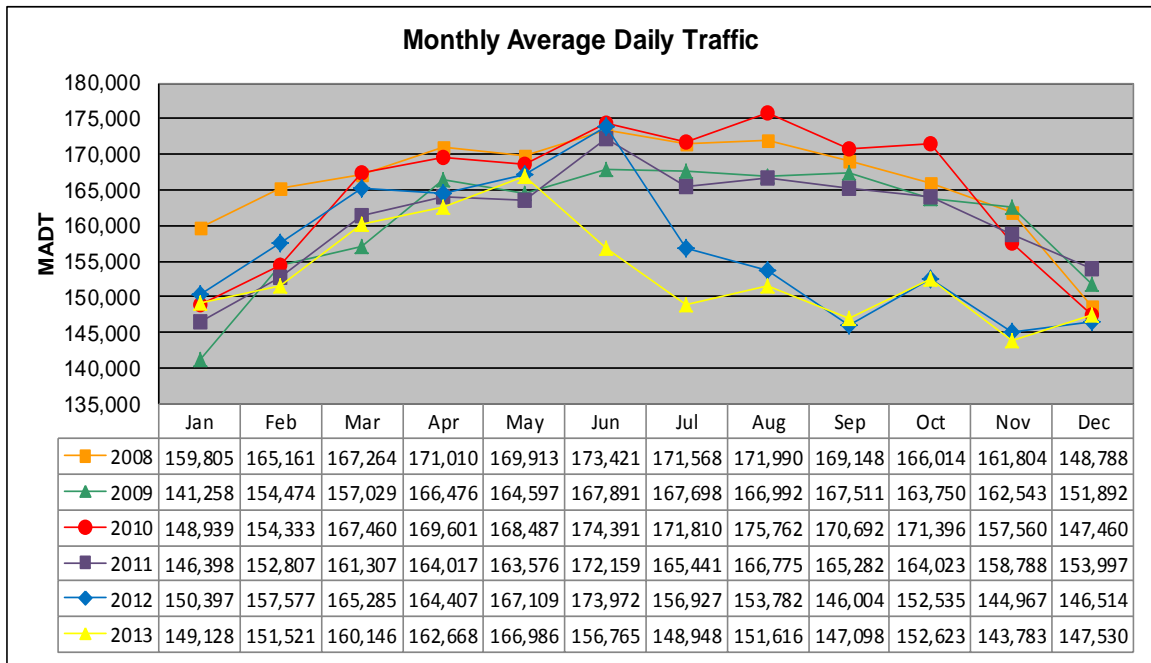


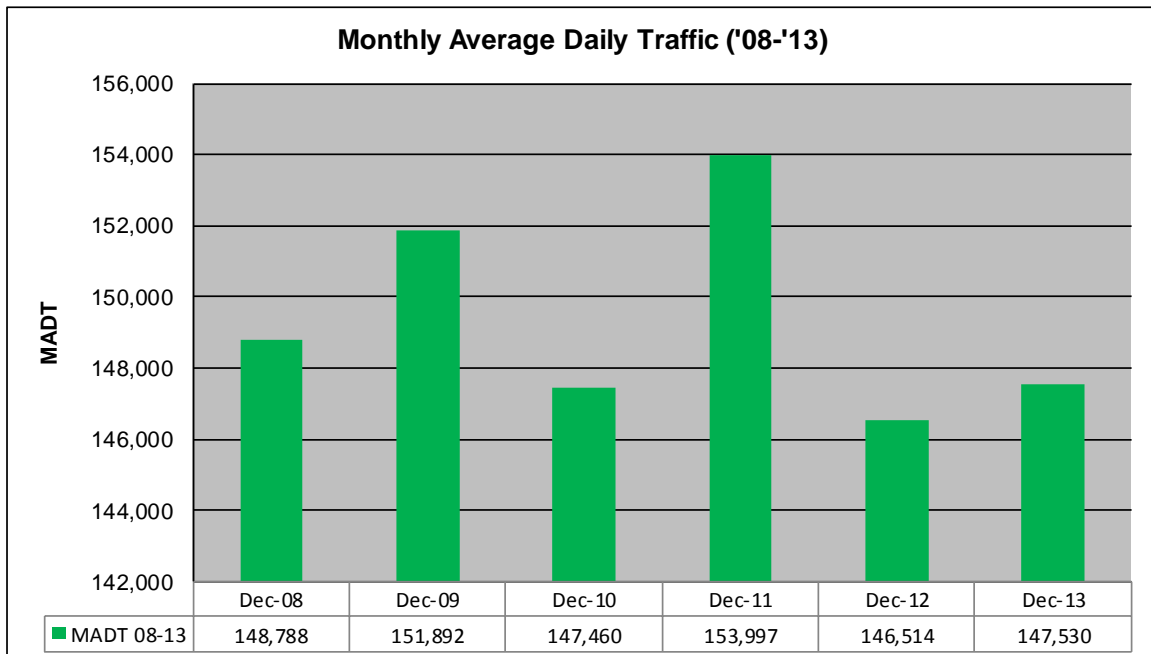
# MONTHLY REPORT, STATION NO. 321 (ATR)

## DECEMBER 2013

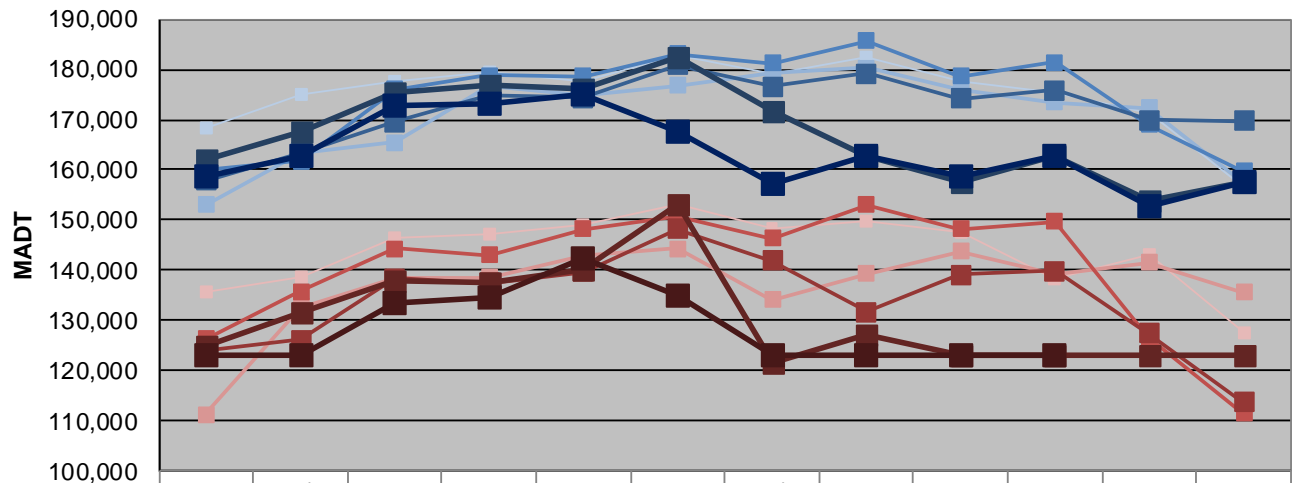
<b>Station Measurement: VOLUME</b>		
Route: I-494	Route Direction: E/W	Lanes: 6
County: Hennepin		Closest City: Bloomington
Functional Class: Urban Principal Arterial - Interstate		
Location: W OF I-35W IN BLOOMINGTON		
Ref Post: 005+00.600	True Mile: 5.605	Sequence No. 9846
<b>Volume: 4,573,434</b>		<b>MADT: 147,530</b>
<b>Weekday (M-F) MADT: 157,452</b>		<b>Weekend (Sa-Su) MADT: 123,002</b>



Note: Decrease in traffic October to November 2008, January to August 2009, July to November 2012, and June to November 2013 due to construction on I-494



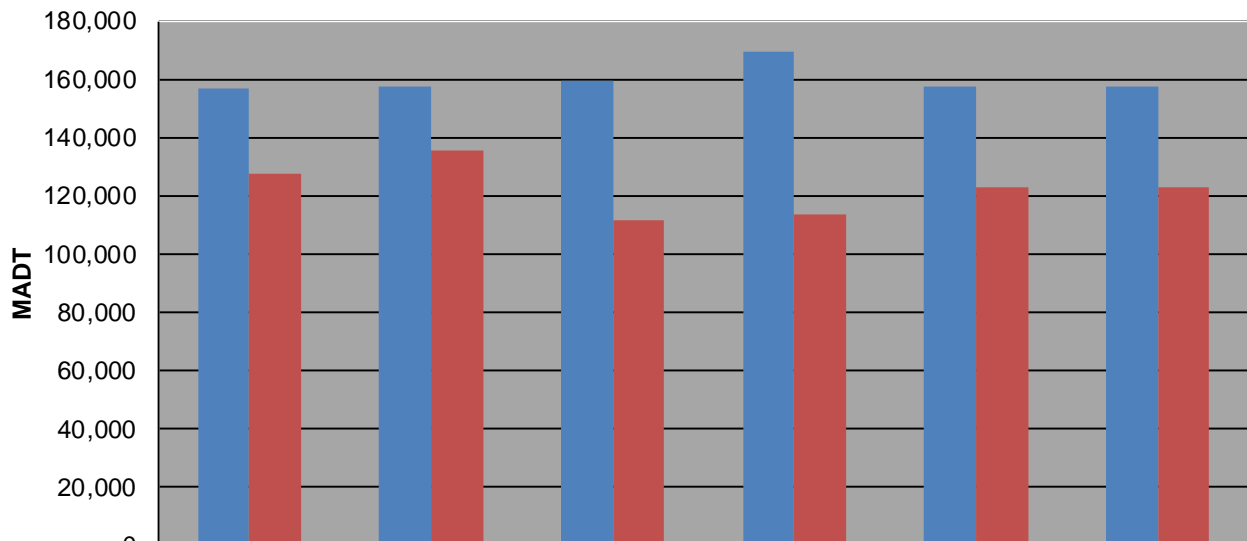
### Weekday (WD)/Weekend (WE) Monthly Average Daily Traffic



	Jan	Feb	Mar	Apr	May	Jun	Jul	Aug	Sep	Oct	Nov	Dec
'08 WD	168,242	174,824	177,768	179,436	177,704	182,668	179,114	182,496	177,660	175,218	171,152	156,634
'08 WE	135,694	138,750	146,284	147,260	149,160	153,060	148,368	149,738	147,560	138,468	143,110	127,422
'09 WD	152,960	163,190	165,376	176,528	174,718	176,850	179,146	180,332	176,020	173,412	172,256	157,496
'09 WE	111,266	132,688	138,596	138,602	142,772	144,274	134,186	139,246	143,712	139,370	141,588	135,612
'10 WD	159,838	161,760	175,978	178,892	178,712	183,002	181,304	185,586	178,704	181,366	168,986	159,734
'10 WE	126,328	135,764	144,282	143,046	148,220	150,700	146,442	153,096	148,226	149,620	126,524	111,482
'11 WD	157,784	163,424	169,568	174,654	174,330	180,788	176,522	179,214	174,220	175,870	169,902	169,644
'11 WE	123,870	126,238	138,344	137,436	139,762	148,186	141,852	131,712	139,166	139,800	127,488	113,688
'12 WD	162,084	167,774	175,500	176,684	176,272	182,312	171,544	162,916	157,506	162,928	154,042	157,512
'12 WE	125,006	131,540	137,748	137,370	140,124	153,248	121,602	127,180	123,002	123,002	123,002	123,002
'13 WD	158,596	162,928	172,606	173,150	174,940	167,750	157,370	162,928	158,590	162,928	152,930	157,452
'13 WE	123,002	123,002	133,422	134,622	142,516	134,794	123,002	123,002	123,002	123,002		

Note: 'Weekday' defined as Monday-Friday, 'Weekend' defined as Saturday-Sunday

### Weekday/Weekend Monthly Average Daily Traffic ('08-'13)



	Dec-08	Dec-09	Dec-10	Dec-11	Dec-12	Dec-13
Weekday	156,634	157,496	159,734	169,644	157,512	157,452
Weekend	127,422	135,612	111,482	113,688	123,002	123,002