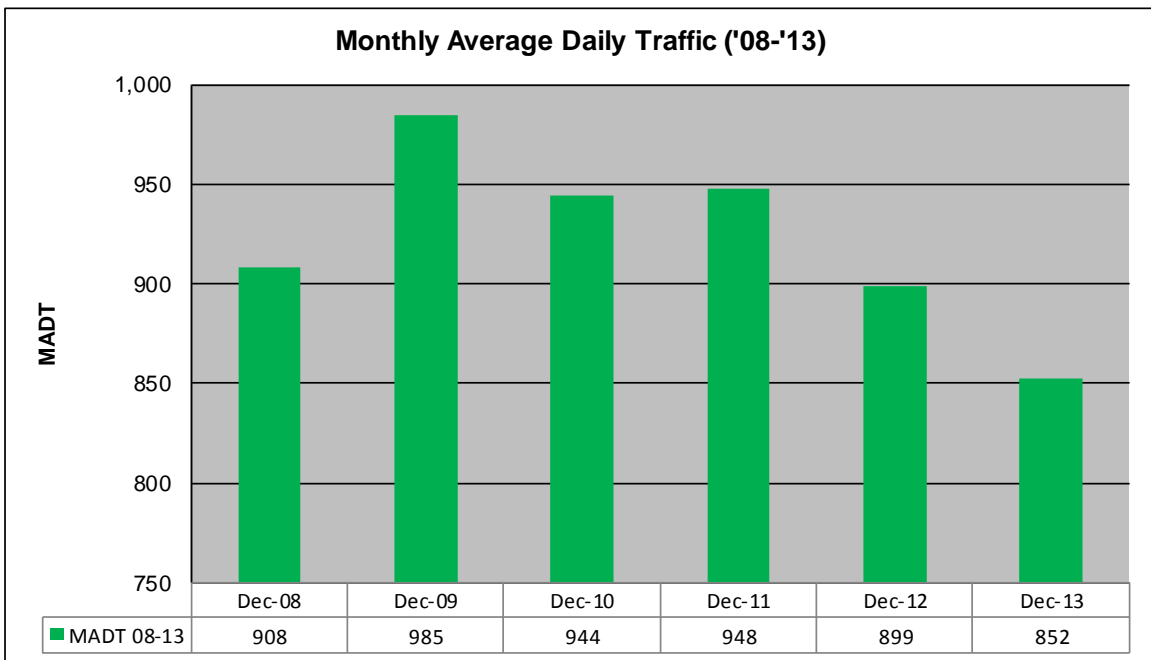
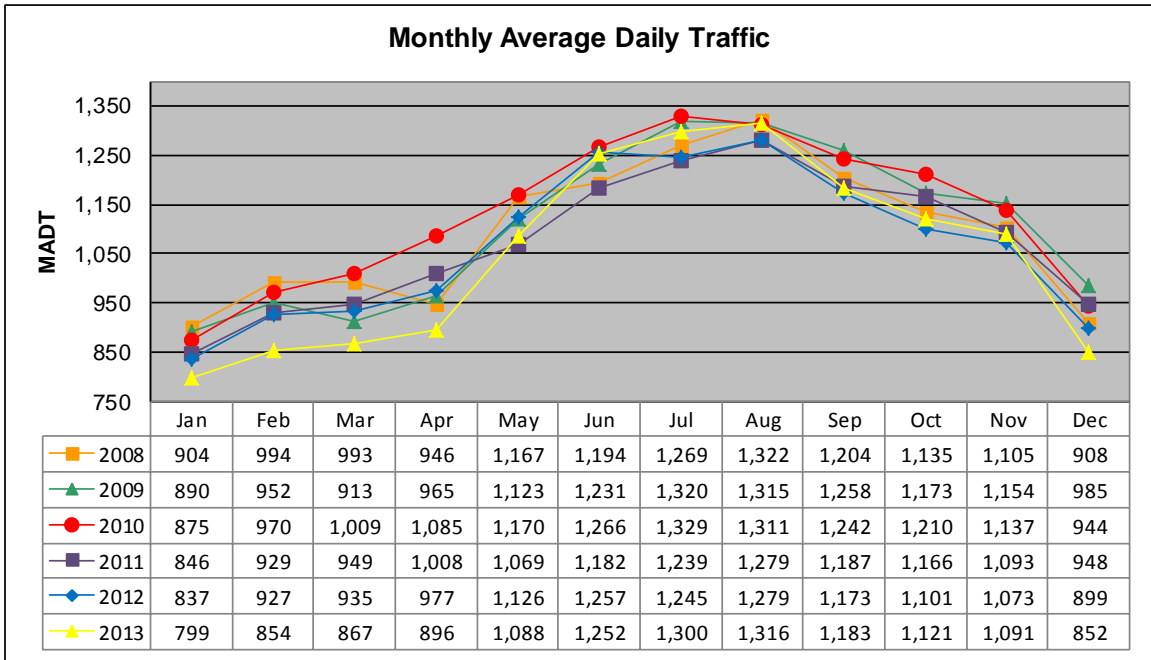


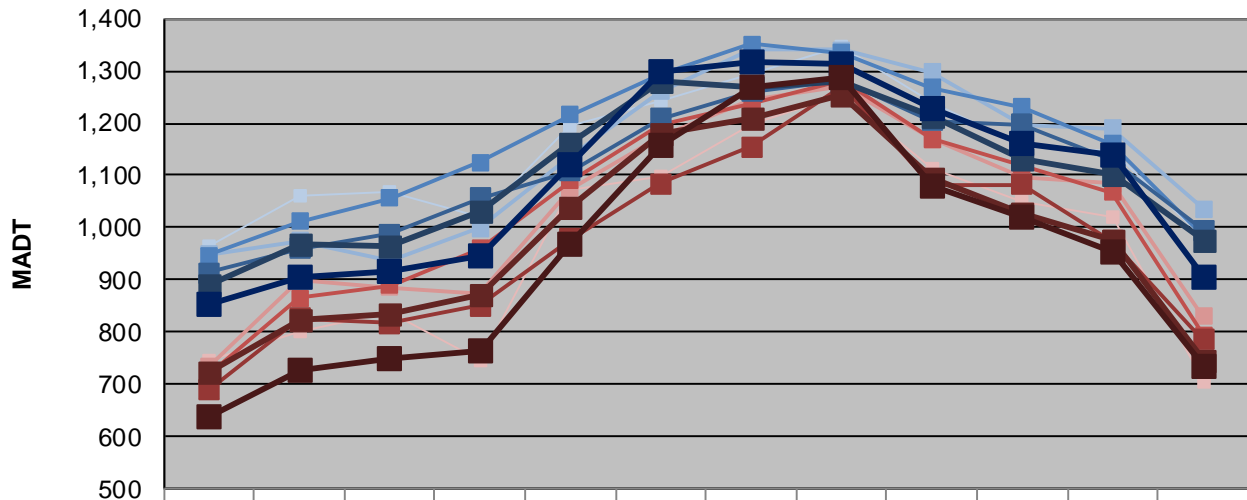
MONTHLY REPORT, STATION NO. 210 (ATR)

DECEMBER 2013

Station Measurement: VOLUME/SPEED		
Route: TH 71	Route Direction: N/S	Lanes: 2
County: Beltrami	Closest City: Blackduck	
Functional Class: Rural Principal Arterial - Other		
Location: E OF TH72, NE OF BLACKDUCK		
Ref Post: 338+00.130	True Mile: 339.955	Sequence No. 6726
Volume: 26,408		MADT: 852
Weekday (M-F) MADT: 906		Weekend (Sa-Su) MADT: 736



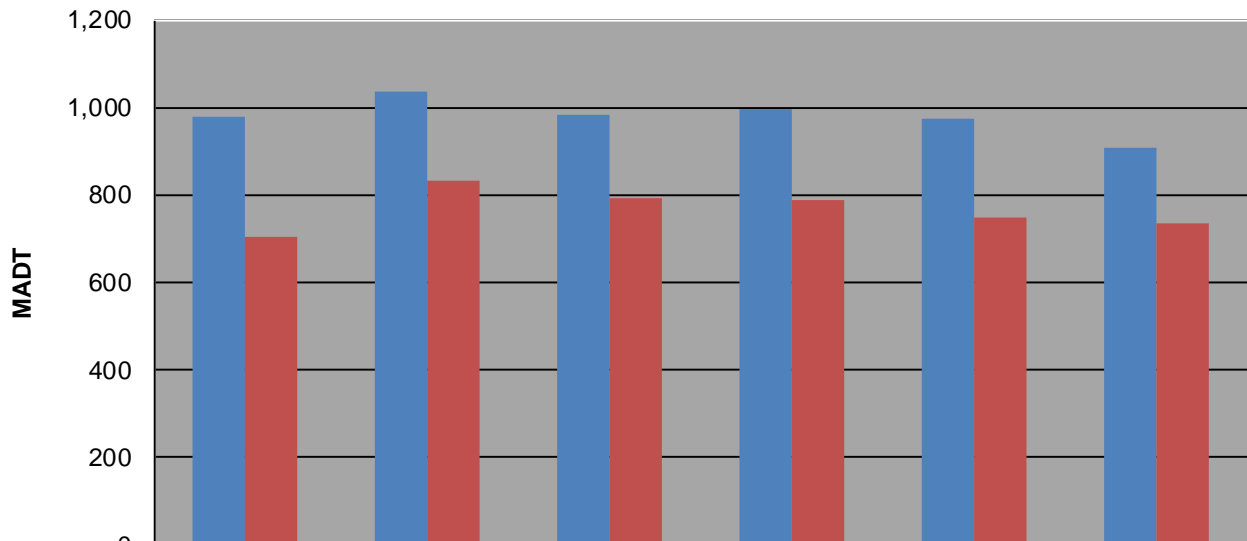
Weekday (WD)/Weekend (WE) Monthly Average Daily Traffic



	Jan	Feb	Mar	Apr	May	Jun	Jul	Aug	Sep	Oct	Nov	Dec
'08 WD	964	1,062	1,068	1,020	1,196	1,242	1,294	1,348	1,240	1,156	1,148	980
'08 WE	746	800	840	744	1,072	1,098	1,198	1,252	1,114	1,050	1,022	704
'09 WD	948	974	936	998	1,136	1,260	1,340	1,340	1,298	1,196	1,190	1,036
'09 WE	734	900	886	872	1,074	1,174	1,246	1,272	1,170	1,098	1,084	830
'10 WD	946	1,012	1,056	1,124	1,216	1,294	1,352	1,334	1,268	1,230	1,160	984
'10 WE	718	866	890	960	1,090	1,198	1,236	1,280	1,170	1,120	1,068	794
'11 WD	914	960	988	1,056	1,108	1,208	1,260	1,282	1,204	1,198	1,130	996
'11 WE	690	826	818	850	978	1,084	1,154	1,272	1,082	1,082	974	786
'12 WD	892	970	966	1,032	1,160	1,278	1,268	1,278	1,212	1,132	1,102	976
'12 WE	724	824	836	870	1,038	1,178	1,210	1,254	1,094	1,028	974	746
'13 WD	854	904	916	946	1,120	1,300	1,316	1,312	1,228	1,162	1,140	906
'13 WE	638	728	748	766	970	1,156	1,268	1,288	1,078	1,020	954	736

Note: 'Weekday' defined as Monday-Friday, 'Weekend' defined as Saturday-Sunday

Weekday/Weekend Monthly Average Daily Traffic ('08-'13)



	Dec-08	Dec-09	Dec-10	Dec-11	Dec-12	Dec-13
Weekday	980	1,036	984	996	976	906
Weekend	704	830	794	786	746	736