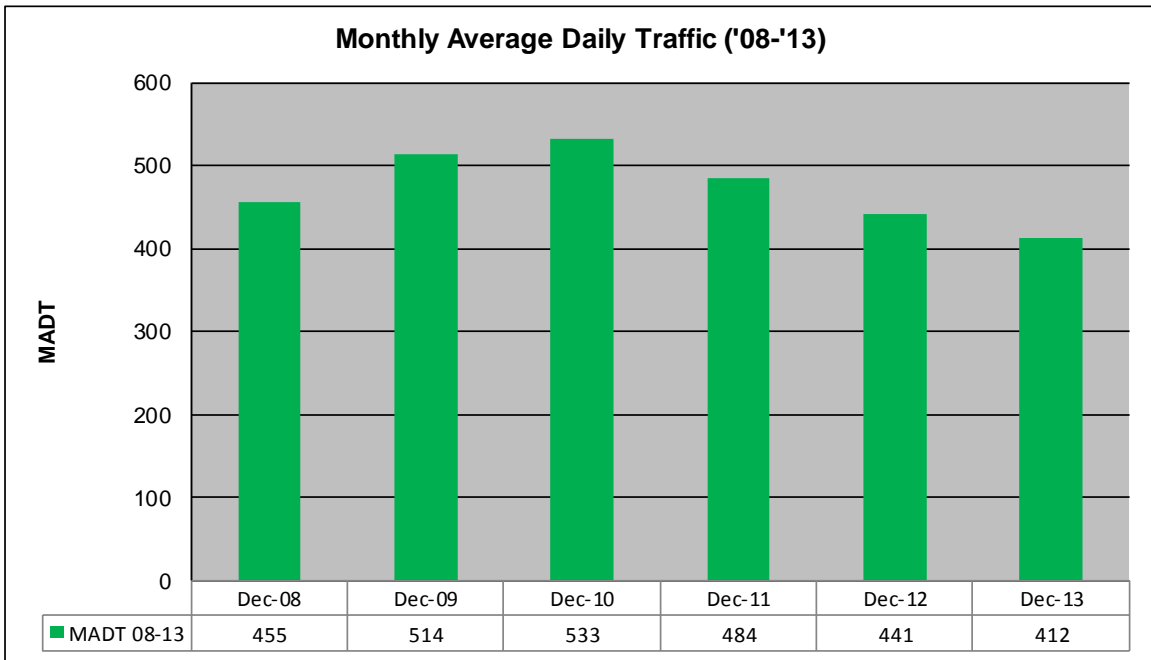
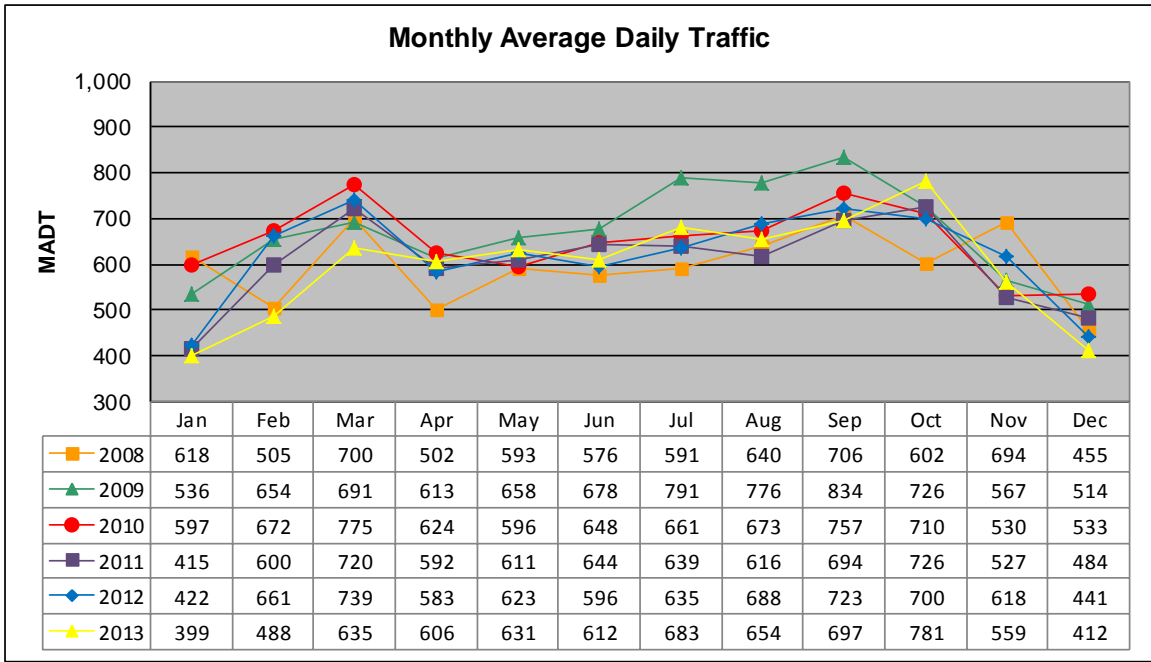


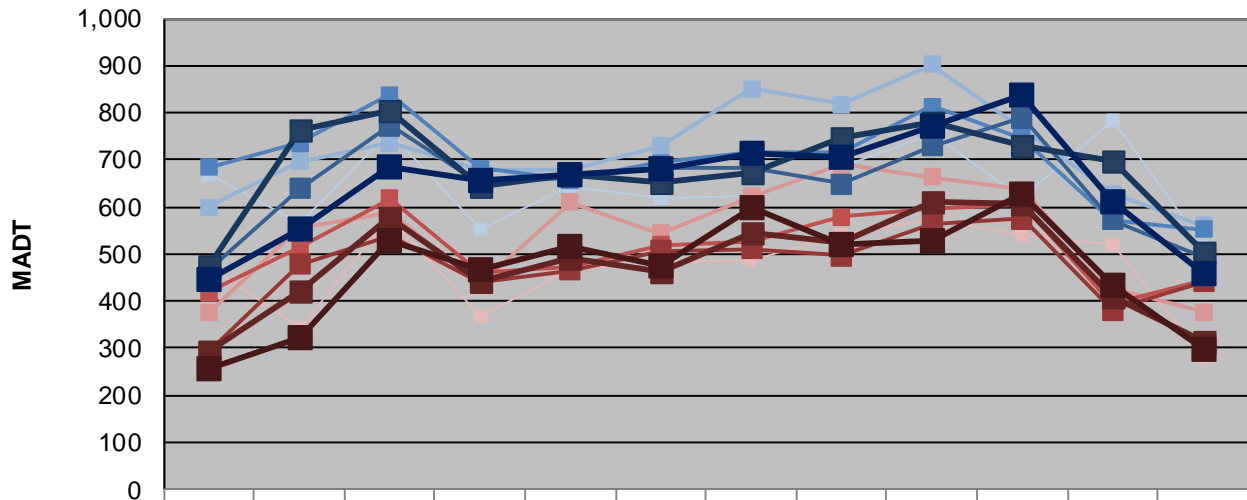
# MONTHLY REPORT, STATION NO. 209 (ATR)

## DECEMBER 2013

Station Measurement: VOLUME/SPEED/CLASS		
Route: TH 75	Route Direction: N/S	Lanes: 2
County: Polk	Closest City: Warren	
Functional Class: Rural Minor Arterial		
Location: 1.7 MI N OF CSAH23 (40TH AVE NW), SE OF WARREN		
Ref Post: 343+00.155	True Mile: 343.144	Sequence No. 6723
<b>Volume: 12,757</b>		<b>MADT: 412</b>
<b>Weekday (M-F) MADT: 460</b>		<b>Weekend (Sa-Su) MADT: 298</b>



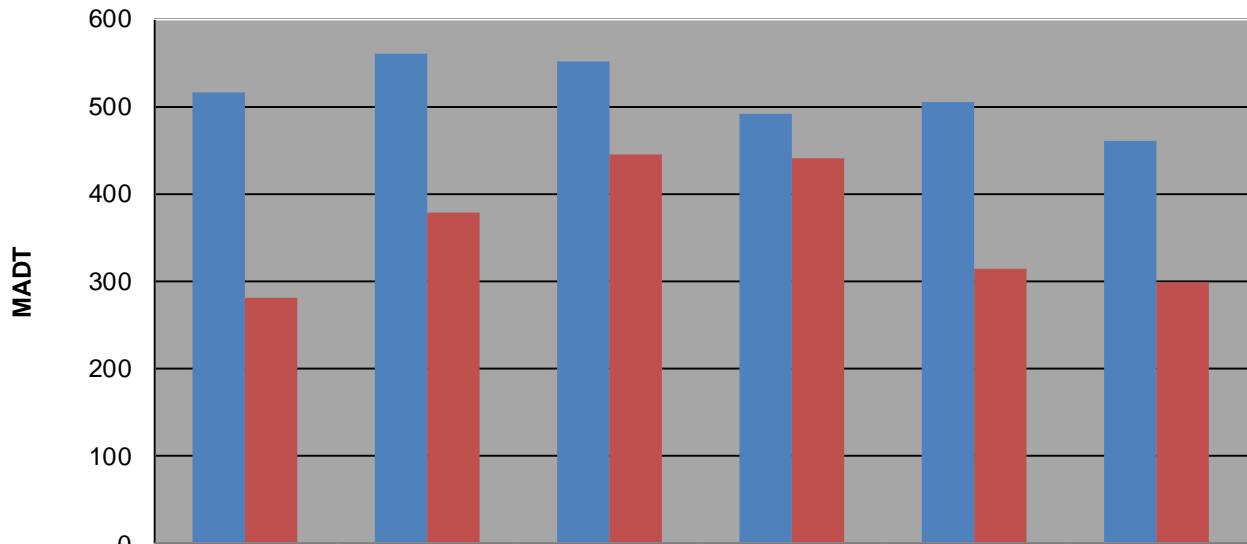
### Weekday (WD)/Weekend (WE) Monthly Average Daily Traffic



	Jan	Feb	Mar	Apr	May	Jun	Jul	Aug	Sep	Oct	Nov	Dec
'08 WD	670	564	758	552	642	620	624	686	756	620	782	516
'08 WE	474	342	578	366	468	482	486	540	574	542	520	280
'09 WD	600	696	736	678	678	730	850	818	902	766	628	560
'09 WE	376	554	590	436	610	544	622	690	664	636	426	378
'10 WD	684	736	838	682	658	694	714	716	814	746	570	552
'10 WE	418	514	618	462	474	520	528	578	596	606	394	444
'11 WD	466	638	772	648	664	684	684	650	730	790	572	492
'11 WE	290	478	538	440	466	506	512	496	564	574	382	440
'12 WD	474	764	806	644	670	654	672	746	780	730	696	504
'12 WE	292	420	576	440	490	462	546	524	612	606	408	314
'13 WD	448	554	684	658	670	682	712	706	772	836	612	460
'13 WE	258	324	528	468	516	474	600	522	528	628	434	298

Note: 'Weekday' defined as Monday-Friday, 'Weekend' defined as Saturday-Sunday

### Weekday/Weekend Monthly Average Daily Traffic ('08-'13)



	Dec-08	Dec-09	Dec-10	Dec-11	Dec-12	Dec-13
Weekday	516	560	552	492	504	460
Weekend	280	378	444	440	314	298