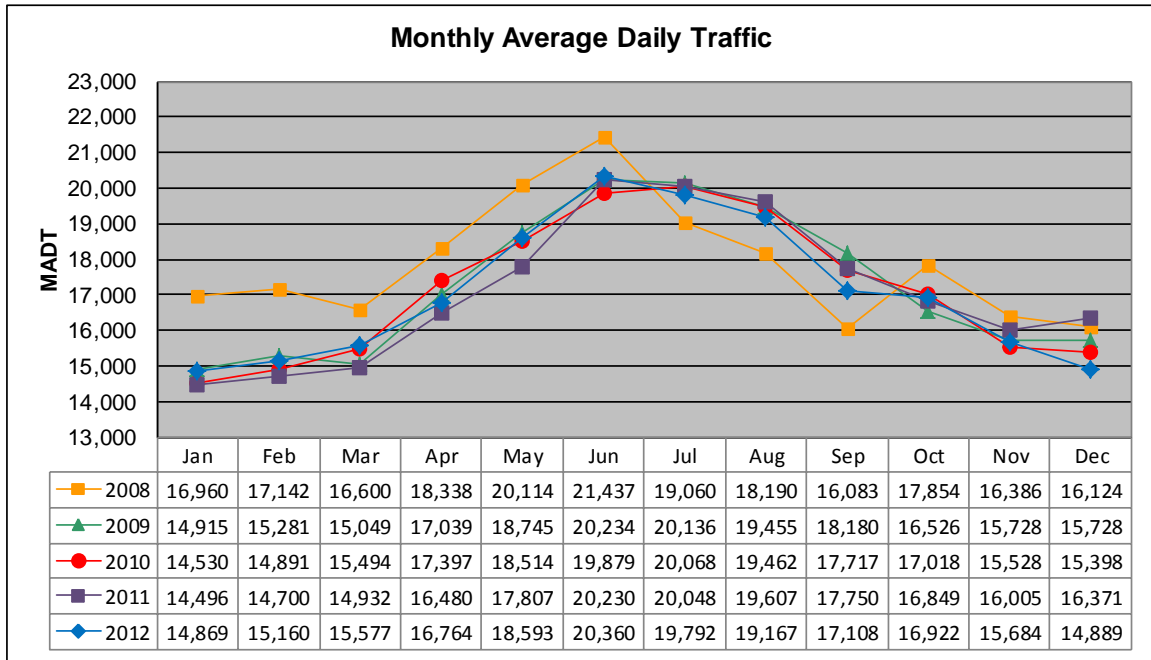


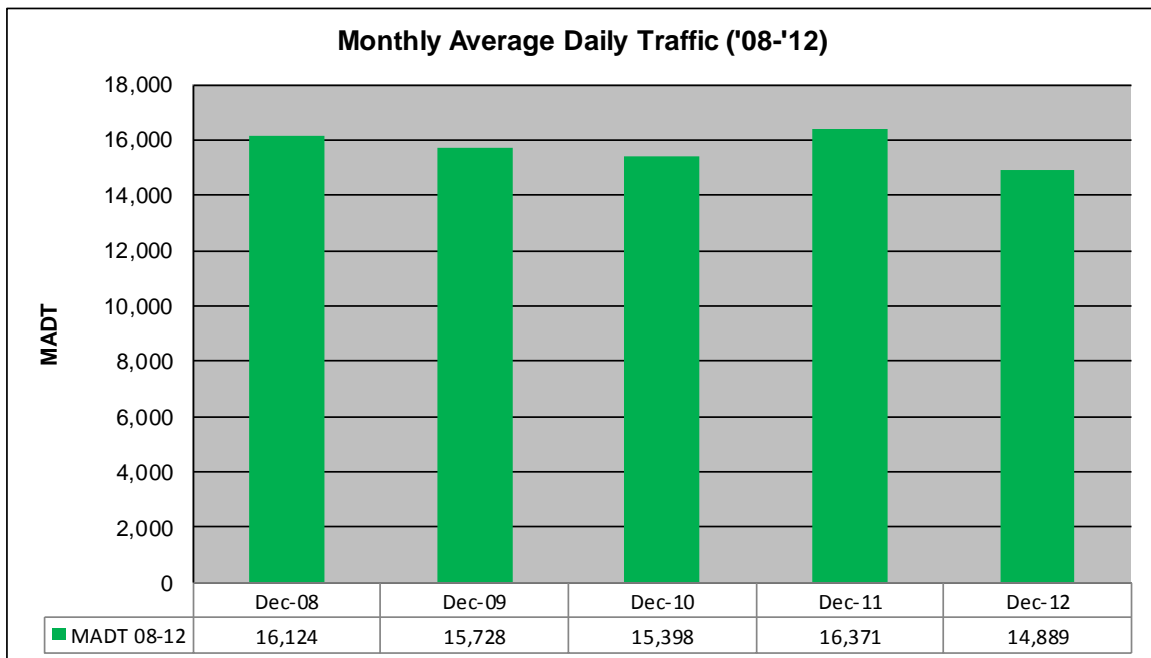
MONTHLY REPORT, STATION NO. 407 (ATR)

DECEMBER 2012

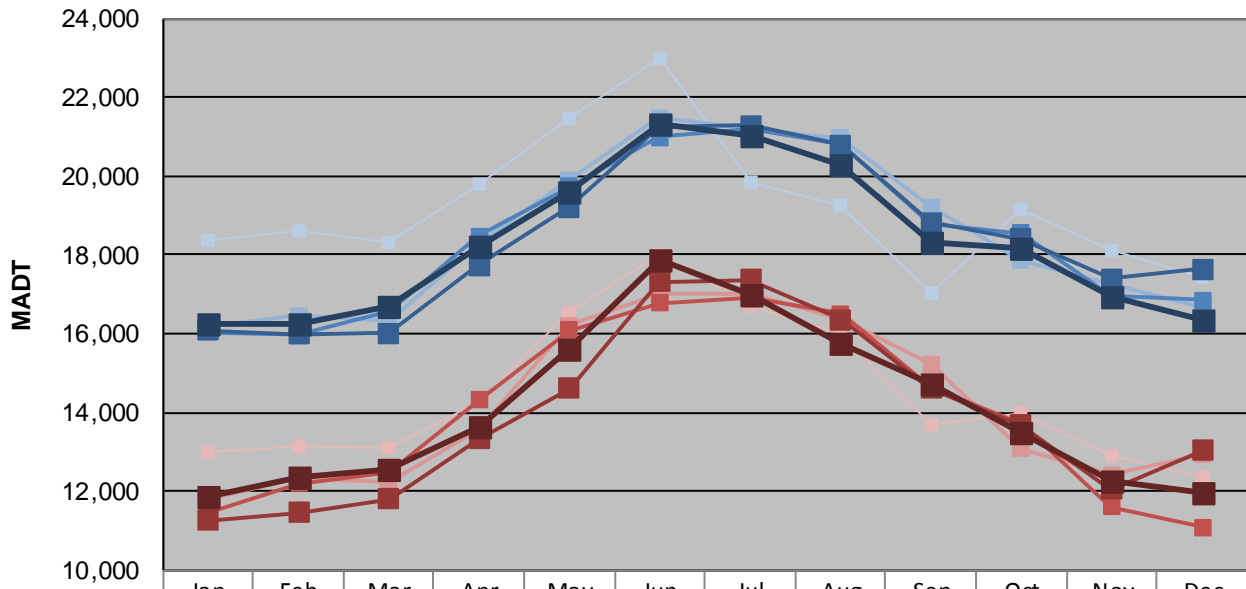
Station Measurement: VOLUME/SPEED/CLASS		
Route: CSAH 15	Route Direction: E/W	Lanes: 2
County: Hennepin	Closest City: Orono	
Functional Class: Urban Minor Arterial		
Location: NE OF SPATES AVE IN ORONO		
Ref Post: 010+00.900	True Mile: 10.9	Sequence No. 9885
Volume: 461,557		MADT: 14,889
Weekday (M-F) MADT: 16,332		Weekend (Sa-Su) MADT: 11,982



Note: Decrease in traffic July to September 2008 due to construction on TH 12



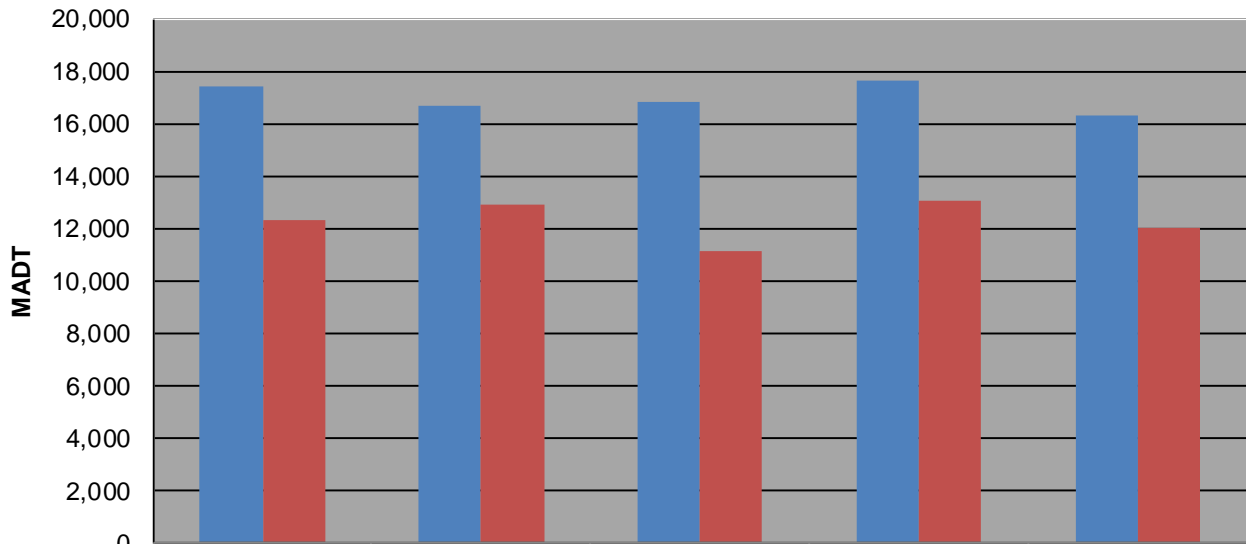
Weekday (WD)/Weekend (WE) Monthly Average Daily Traffic



	Jan	Feb	Mar	Apr	May	Jun	Jul	Aug	Sep	Oct	Nov	Dec
'08 WD	18,370	18,626	18,324	19,786	21,446	22,994	19,832	19,238	17,038	19,156	18,132	17,434
'08 WE	13,004	13,128	13,086	14,282	16,538	18,038	16,690	15,990	13,672	13,984	12,894	12,342
'09 WD	16,156	16,460	16,320	18,286	19,910	21,486	21,182	20,952	19,224	17,862	17,252	16,676
'09 WE	11,766	12,332	12,210	13,580	16,220	17,004	16,994	16,392	15,230	13,080	12,406	12,932
'10 WD	16,026	15,968	16,572	18,482	19,734	20,990	21,218	20,780	18,770	18,540	16,964	16,848
'10 WE	11,450	12,202	12,456	14,306	16,084	16,776	16,896	16,514	14,662	13,716	11,594	11,094
'11 WD	16,094	15,990	16,016	17,736	19,222	21,246	21,284	20,778	18,822	18,390	17,384	17,626
'11 WE	11,250	11,448	11,800	13,326	14,620	17,324	17,366	16,368	14,596	13,674	12,058	13,020
'12 WD	16,232	16,242	16,702	18,208	19,608	21,334	21,012	20,308	18,298	18,156	16,944	16,332
'12 WE	11,878	12,378	12,576	13,650	15,618	17,864	16,994	15,742	14,728	13,478	12,232	11,982

Note: 'Weekday' defined as Monday-Friday, 'Weekend' defined as Saturday-Sunday

Weekday/Weekend Monthly Average Daily Traffic ('08-'12)



	Dec-08	Dec-09	Dec-10	Dec-11	Dec-12
Weekday	17,434	16,676	16,848	17,626	16,332
Weekend	12,342	12,932	11,094	13,020	11,982