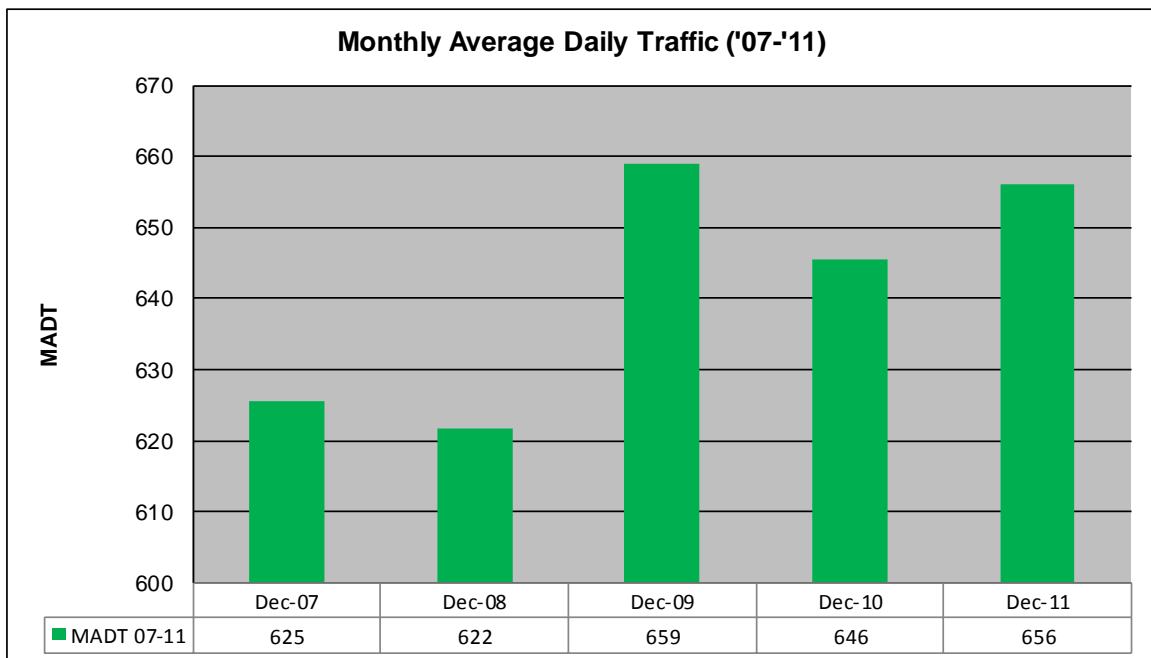
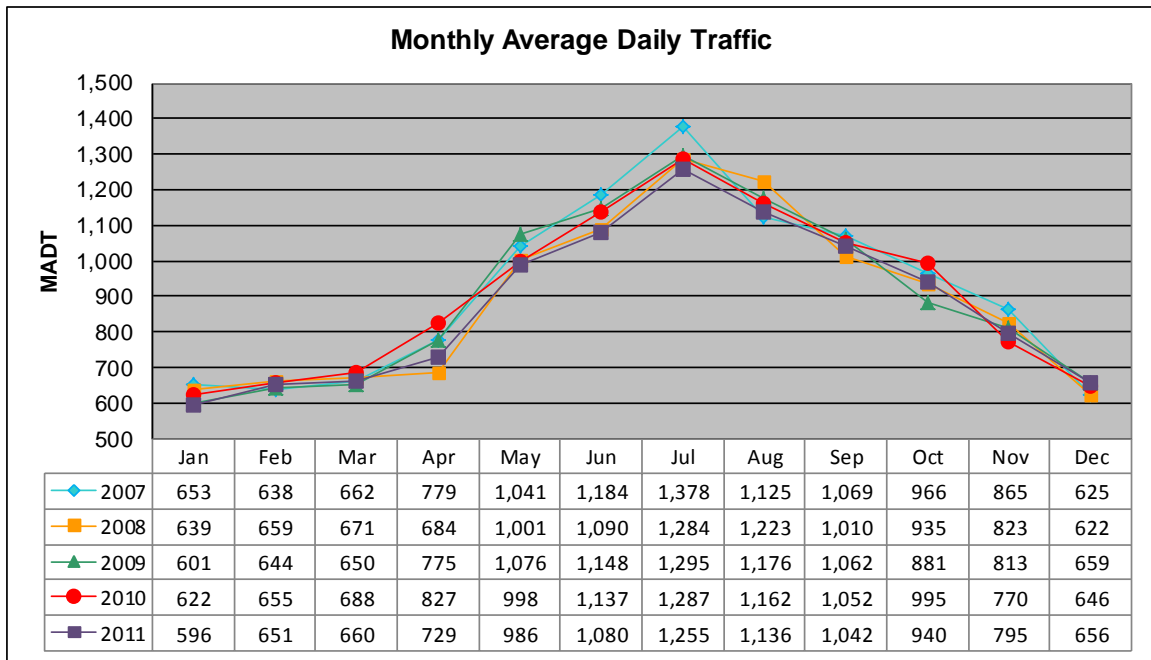


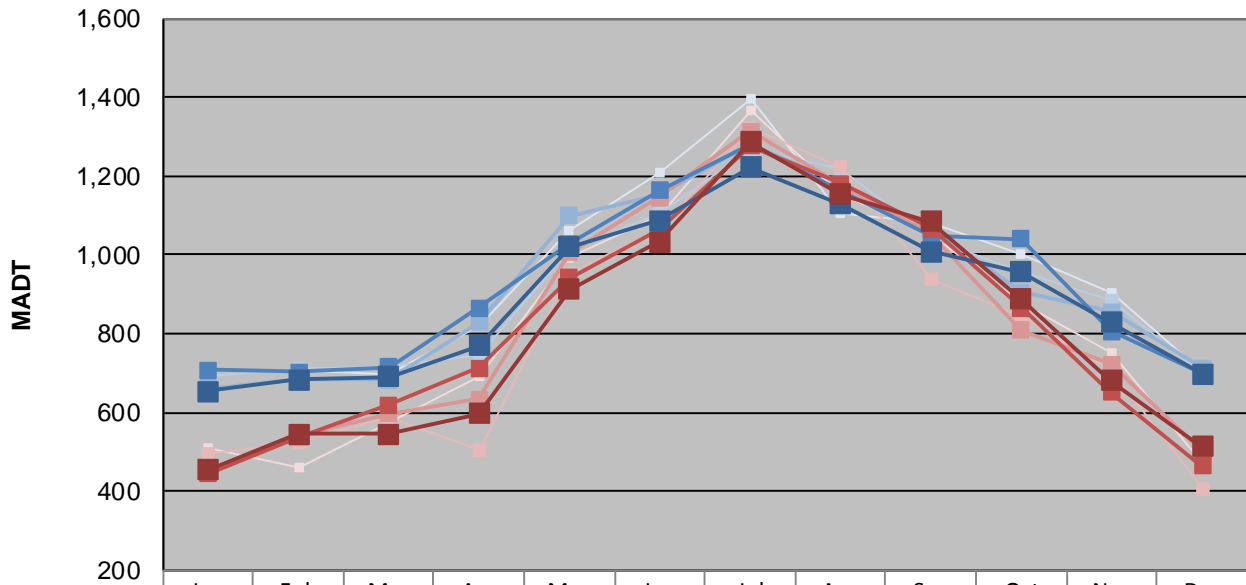
# MONTHLY REPORT, STATION NO. 55 (ATR)

## DECEMBER 2011

Station Measurement: VOLUME		
Route: CSAH 1	Route Direction: E/W	Lanes: 2
County: Crow Wing		Closest City: Manhattan Beach
Functional Class: Rural Minor Arterial		
Location: W OF CR134, W OF MANHATTAN BEACH		
Ref Post: 008+00.100	True Mile: 8.1	Sequence No. 9819
<b>Volume: 20,338</b>		<b>MADT: 656</b>
<b>Weekday (M-F) MADT: 698</b>		<b>Weekend (Sa-Su) MADT: 512</b>



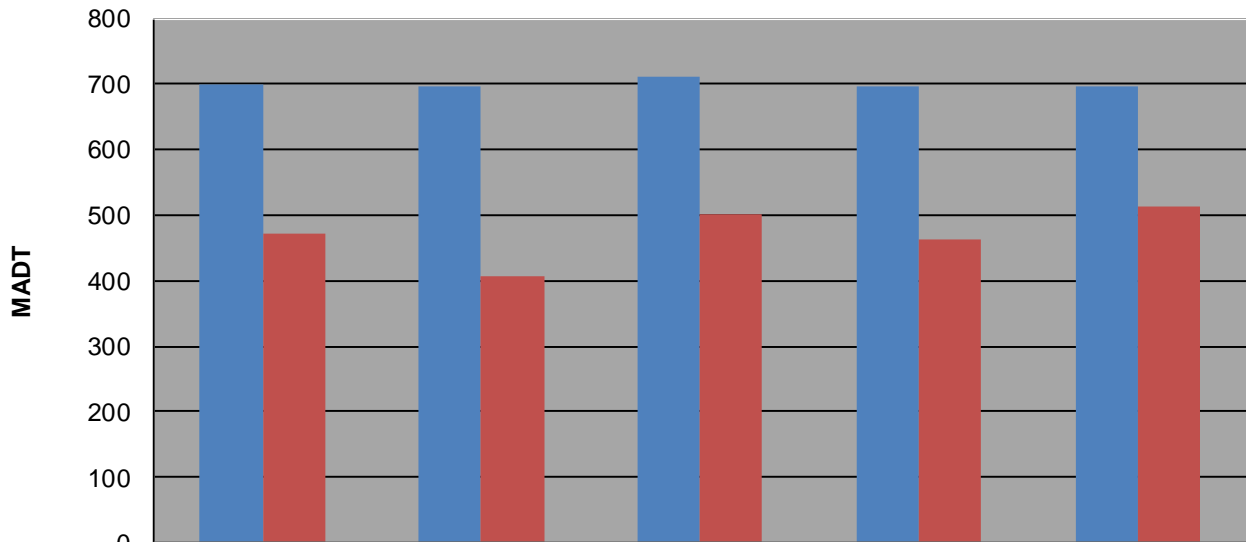
### Weekday (WD)/Weekend (WE) Monthly Average Daily Traffic



	Jan	Feb	Mar	Apr	May	Jun	Jul	Aug	Sep	Oct	Nov	Dec
'07 WD	706	708	698	820	1,062	1,208	1,398	1,106	1,080	1,000	904	700
'07 WE	510	460	574	694	990	1,102	1,366	1,154	1,050	880	750	472
'08 WD	692	710	716	748	1,014	1,104	1,270	1,218	1,042	960	882	698
'08 WE	494	522	586	502	952	1,068	1,324	1,222	940	846	706	406
'09 WD	662	686	682	828	1,100	1,152	1,282	1,180	1,070	904	856	712
'09 WE	446	542	596	634	1,006	1,146	1,314	1,176	1,054	808	722	500
'10 WD	708	702	716	866	1,028	1,164	1,278	1,162	1,050	1,040	806	698
'10 WE	444	538	618	712	942	1,062	1,276	1,180	1,066	866	652	464
'11 WD	654	682	690	770	1,020	1,086	1,222	1,128	1,008	956	828	698
'11 WE	454	544	546	596	912	1,032	1,286	1,154	1,084	888	680	512

Note: 'Weekday' defined as Monday-Friday, 'Weekend' defined as Saturday-Sunday

### Weekday/Weekend Monthly Average Daily Traffic ('07-'11)



	Dec-07	Dec-08	Dec-09	Dec-10	Dec-11
Weekday	700	698	712	698	698
Weekend	472	406	500	464	512