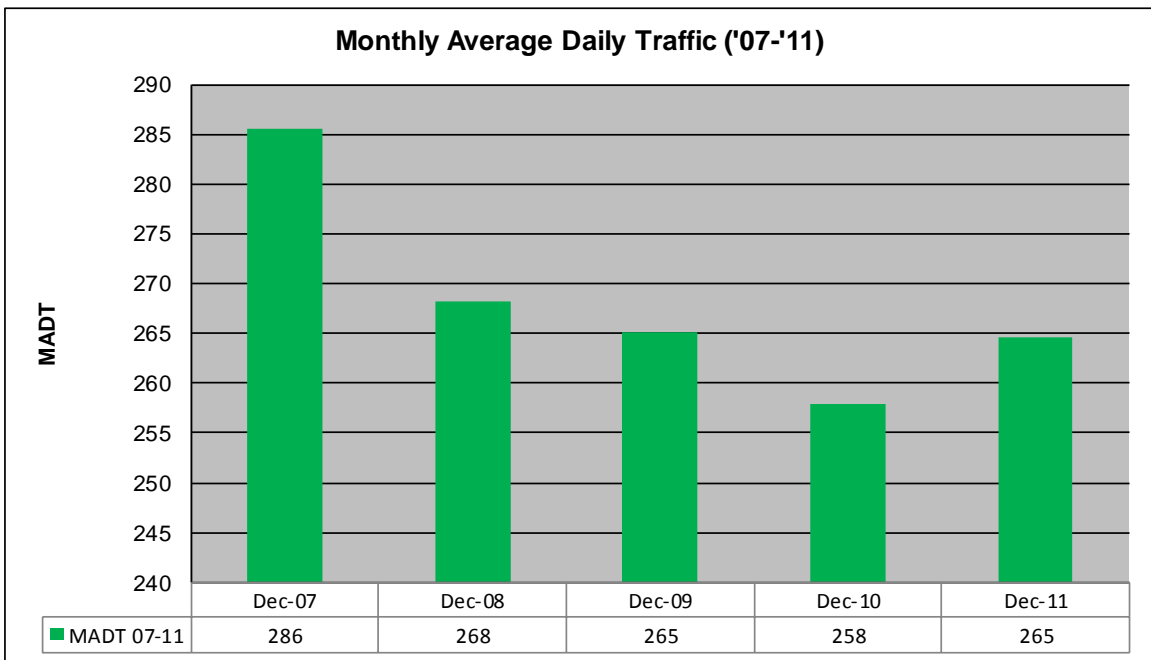
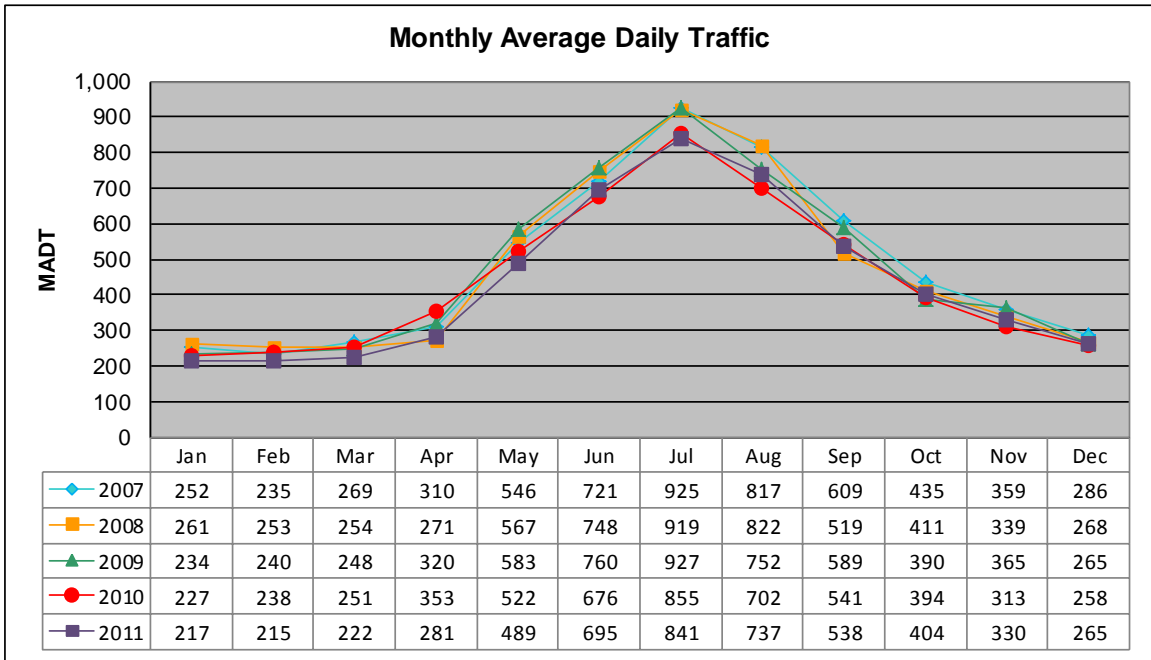


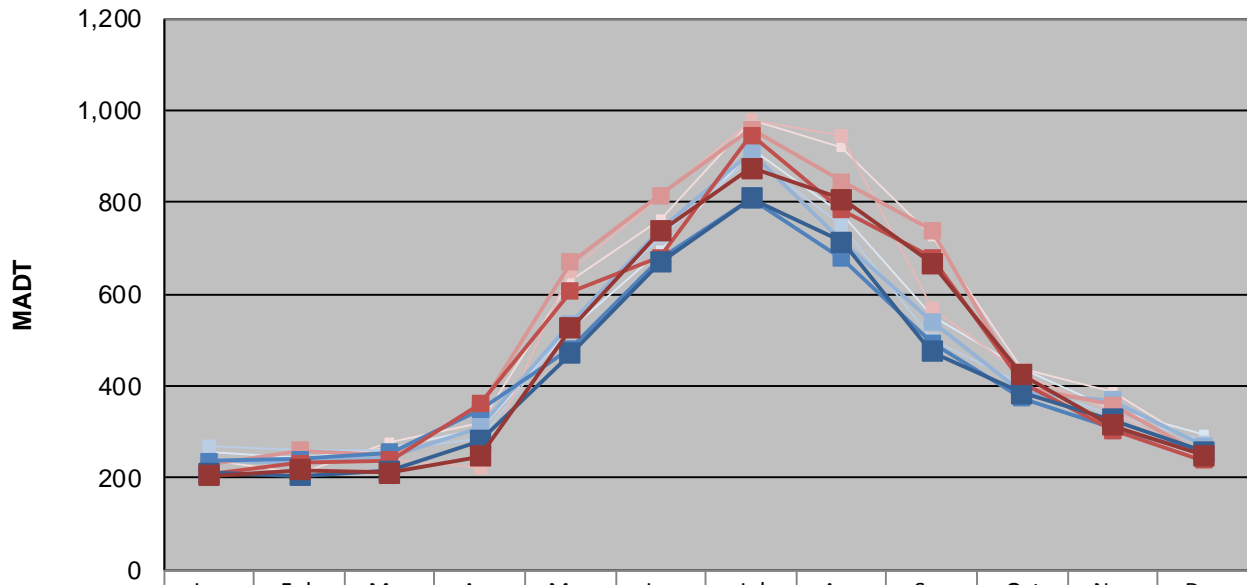
# MONTHLY REPORT, STATION NO. 51 (ATR)

## DECEMBER 2011

Station Measurement: VOLUME		
Route: CSAH 40	Route Direction: E/W	Lanes: 2
County: Hubbard		Closest City: Park Rapids
Functional Class: Rural Major Collector		
Location: E OF TH71, N OF PARK RAPIDS		
Ref Post: 000+00.130	True Mile: 0.13	Sequence No. 9815
<b>Volume: 8,204</b>		<b>MADT: 265</b>
<b>Weekday (M-F) MADT: 258</b>		<b>Weekend (Sa-Su) MADT: 250</b>



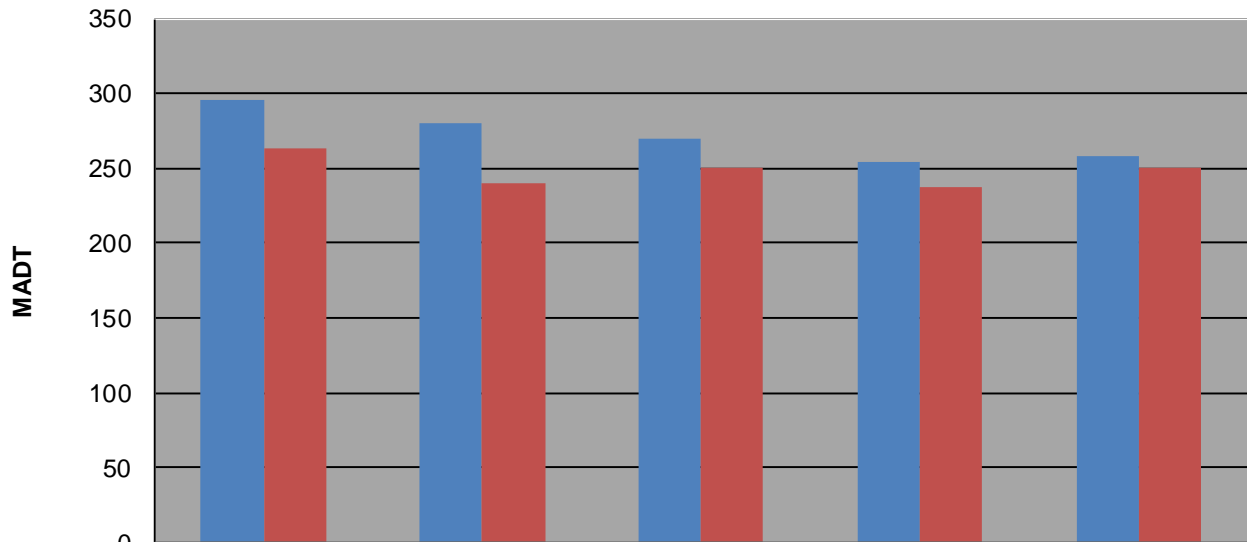
### Weekday (WD)/Weekend (WE) Monthly Average Daily Traffic



	Jan	Feb	Mar	Apr	May	Jun	Jul	Aug	Sep	Oct	Nov	Dec
'07 WD	258	246	264	306	524	696	914	774	552	438	348	296
'07 WE	238	212	276	318	628	762	978	920	724	438	386	264
'08 WD	270	260	262	288	530	726	900	752	502	404	336	280
'08 WE	238	234	238	222	650	814	980	946	568	426	346	240
'09 WD	236	234	248	310	536	742	910	714	540	384	370	270
'09 WE	228	260	252	350	670	816	958	844	740	398	360	250
'10 WD	236	240	256	348	482	676	806	678	494	374	308	254
'10 WE	208	232	238	362	606	680	946	784	680	408	304	238
'11 WD	212	204	216	282	470	670	808	714	476	384	328	258
'11 WE	204	218	212	248	526	736	874	806	668	424	314	250

Note: 'Weekday' defined as Monday-Friday, 'Weekend' defined as Saturday-Sunday

### Weekday/Weekend Monthly Average Daily Traffic ('07-'11)



	Dec-07	Dec-08	Dec-09	Dec-10	Dec-11
Weekday	296	280	270	254	258
Weekend	264	240	250	238	250